


THE PAAR PROCESS

Online Application for PAAR

Basic Registration



- Scrutiny of images

Accepted Basic Registration

Only for Accepted Basic Registrations

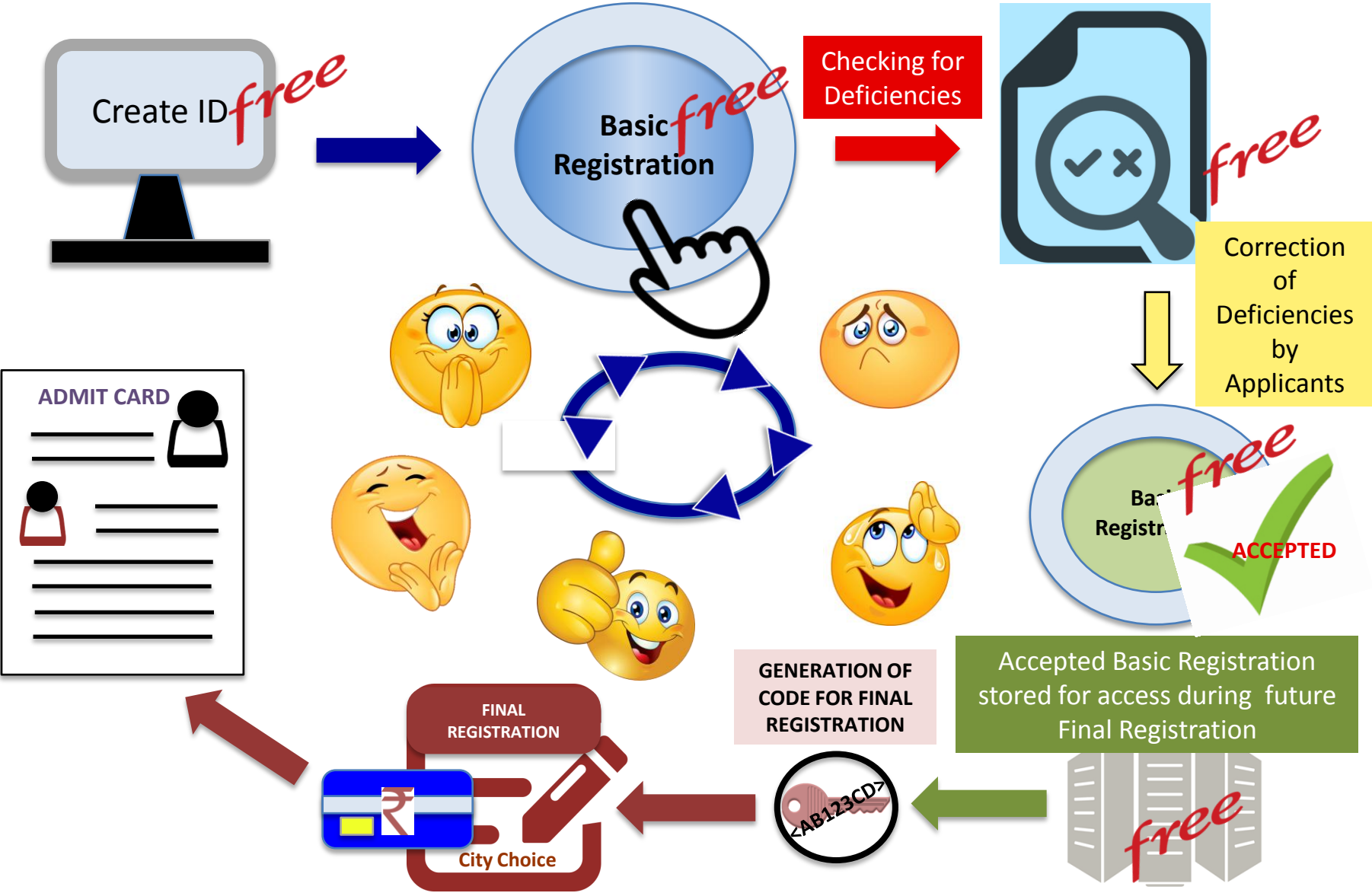
Final Registration



- Generation of Code
- Choice of City
- Payment of Fees

Admit Card

THE PAAR PROCESS



WHAT YOU NEED TO KNOW BEFORE YOU REGISTER

- You must read and follow all instructions and complete requirements on time.
- Whenever the Prospectus is uploaded, please take time and read carefully, however lengthy this may appear. Do not go by past practices, follow what is mentioned.
- All examination conducting bodies world wide have their own rules and guidelines that candidates desirous of appearing in those examinations must follow. This is applicable to all without discrimination. AIIMS, New Delhi follows a strict policy of scrutiny of applications and applicants to ensure security and integrity during examinations. These measures are necessary to prevent unfair means and protect the interests of honest candidates.
- It is in your interest that you do not delay completing necessary formalities. While AIIMS may send e-mails / SMS as a facility; please do not wait for such notifications. Starting and closing dates of various activities are available in the website www.aiimsexams.org. You must follow these dates as specified irrespective of whether you receive or do not receive e-mails/SMS.
- In case of difficulty please contact the toll free number during the specified time and send e-mail to the appropriate e-mail id only from your registered e-mail id giving all particulars including your Candidate ID etc.
- you should never contact any official of AIIMS to request for condoning delays or formalizing incomplete registrations . This will amount to canvassing, is viewed very seriously and may lead to cancellation of candidature and appropriate action.

PROCEED TO BASIC REGISTRATION

UNDERGRADUATE COURSES

Are you school-going / completed schooling ?
Click on UNDERGRADUATE COURSES if you are interested in applying for MBBS, BSc (Nursing), BSc (Paramedical) Courses

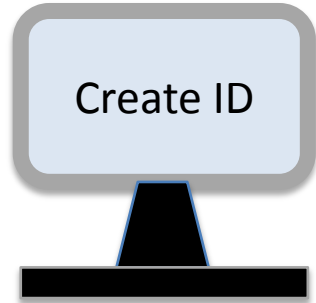
POSTGRADUATE COURSES

Are you pursuing graduation / completed graduation?
Click on POSTGRADUATE COURSES if you are interested in applying for MD, MS, DM (6 years), MCh (6 years), MDS, MSc (Nursing), other MSc Courses

DOCTORAL &
SUPERSPECIALTY COURSES

Are you pursuing post graduation / completed post graduation?
Click on DOCTORAL & SUPERSPECIALTY COURSES if you are interested in applying for PhD, Fellowship, DM (3 Years), MCh (3 years), MD (Hospital Administration) Courses


WHAT DO YOU NEED TO REGISTER: CREATION OF ID



**AND AT ALL TIMES
DURING ENTIRE
REGISTRATION
PROCESS**



Computer with internet connection



Valid Mobile Phone Number that will remain with you so that you may receive notifications at all times



Valid e-mail id that will remain with you so that you may receive notifications at all times.

In case you have given a Mobile Phone Number or an e-mail id that belongs to someone else and are routinely not accessible by you; you are unlikely to complete all process in time, including downloading of Admit Card and subsequently, you may not be able to participate in the Online Seat Allocation Process. Therefore please be careful before providing these numbers.

WHAT DO YOU NEED TO REGISTER: BASIC REGISTR6ATION

YOU MUST HAVE AN ID CREATED AND A PASSWORD SHOULD HAVE BEEN GENERATED AND SENT TO YOU BY E-MAIL AND SMS (REMEMBER LOGIN ID AND PASSWORD)

PERSONAL AND OTHER DATA

- **YOUR NAME:** As in / as will appear in 12th Marks Sheet
- **FATHERS NAME:** As in your records
- **MOTHERS NAME:** As in your records
- **ADDRESS:** According to address proof that you have
- **DATE OF BIRTH:** As in / as will appear in 10th Marks Sheet
- **CATEGORY:** Please have relevant valid Certificate well in hand
OBC Certificates should be valid for Central Government institutions and within the validity date as mentioned in the prospectus which should be valid
Disability Certificate should be according to approved guidelines as indicated in the AIIMS website (www.aiimsexams.org) . You may be required to upload a scanned copy for scrutiny by the Medical Board of AIIMS.

FILL THE ABOVE DATA CAREFULLY. ONCE FILLED, THESE CANNOT BE CHANGED
These will be used for all subsequent processes including generation of Admit Card, Results, Seat Allocation and Admission Processes. Discrepancies during verification of original records / documents may lead to cancellation of candidature



Basic
Registration

WHAT DO YOU NEED TO REGISTER: BASIC REGISTRATION

YOU MUST HAVE AN ID CREATED AND A PASSWORD SHOULD HAVE BEEN GENERATED AND SENT TO YOU BY E-MAIL AND SMS

PERSONAL AND OTHER DATA

- ID CARD DETAILS: Any one of the following Photo Identity Cards are valid**



AADHAR CARD



PASSPORT



VOTERS CARD / EPIC



ORIGINAL PHOTO ID WILL HAVE TO BE PRODUCED FOR ENTRY AT EXAMINATION CENTRES

PAN CARD



DRIVING LICENCE



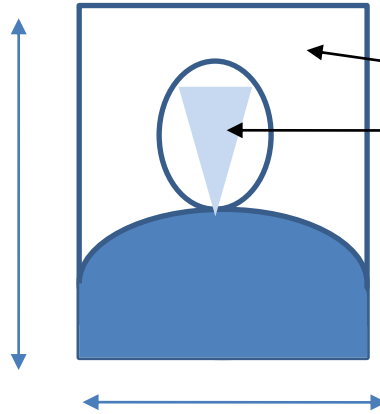
ORIGINAL 12TH BOARD ADMIT CARD / HALL TICKET WITH PHOTO ISSUED WITHIN PAST TWO YEARS (ONLY FOR UG COURSES)

WHAT DO YOU NEED TO REGISTER: BASIC REGISTRATION

Make sure you have a scanned copy of your photograph, signature and thumb impression of your left thumb before you begin
For details visit the website www.aiimsexams.org


Colour Photograph

Taken professionally
(Not Mobile phone)
Within last six months



White background
Clear facial features
No part of face covered
No goggles etc

Signature on a white paper preferably using a black pen



White background
Clear (not blurred)

Left thumb impression on a white paper



White background
Clear impression of lines
(not blurred or smudged)

WHAT DO YOU NEED TO REGISTER: BASIC REGISTRATION



KEEP A PRINT OUT OF THE UPLOADED AND ALSO ACCEPTED BASIC REGISTRATION



**PLEASE CHECK ON OR BEFORE
STATUS DATE TO FIND OUT IF
THERE ARE DEFICIENCIES IN
THE UPLOADED
BASIC REGISTRATION**

**MAKE NECESSARY
CORRECTIONS IF NOT
ACCEPTED**

**ONLY THOSE
BASIC REGISTRATIONS WITH
COMPLETED REQUIREMENTS
INCLUDING IMAGES SHALL
BE ACCEPTED**

NO DEFICIENCIES



WHAT DO YOU NEED TO REGISTER: GENERATION OF CODE FOR FINAL REGISTRATION

CODE IS GENERATED ONLY FOR FINAL REGISTRATION
FOR A SPECIFIC COURSE



- BASIC REGISTRATION SHOULD HAVE BEEN ACCEPTED
- SCHEDULE FOR FINAL REGISTRATION OF THE COURSE MUST BE ANNOUNCED



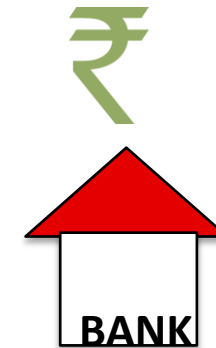
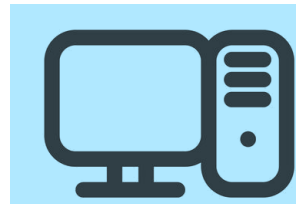
WHAT DO YOU NEED TO REGISTER: FINAL REGISTRATION

GENERATED CODE FOR THE
PARTICULAR EXAMINATION




QUALIFICATION DETAILS
According to eligibility requirements

ANY OF THE FOLLOWING
ONLINE PAYMENT FACILITY



NET BANKING



DEBIT /CREDIT
CARD

CHOOSING OF AVAILABLE
CITY FOR EXAMINATION

