

**USER GUIDE TO FILL THE ONLINE APPLICATION FORM FOR
APICET- 2017**

The candidates are required to be ready with the **following mandatory / optional details** to fill in the appropriate fields before filling the Online Application Form:

The Mandatory / Optional details are as follows:

| S.NO | Details Required | Documents to be Referred |
|-------------|---|--|
| 1 | APOnline Transaction Id. (if payment is being made by cash through APOnline Centre) | Receipt form from AP Online Centre |
| | Credit card or Debit card details (If payment is being made through Credit card / Debit card/Net Banking) | Credit Card / Debit Card/Net Banking Account User ID and its password |
| 2 | <ul style="list-style-type: none"> • Qualifying Examination appeared or passed • Hall ticket Number of the Qualifying Examination | Marks memos / Hall Ticket Number of Degree / Intermediate / 10 th |
| 3 | Did you study Mathematics as one of the subject at Inter or Degree level? | Marks memos of degree / Intermediate (10 +2) |
| 4 | Date of Birth, Birth District, Birth State | 10 th or Equivalent Certificate |
| 5 | Hall Ticket Number of SSC or Equivalent examination certificate | 10 th or Equivalent Certificate |
| 6 | Local Status (OU/AU/SVU/ Non-local) | Definition of local / Non-local |
| 7 | Income of Parents (Income Up to Rs.1.0 lakh orUptoRs. 2.0 lakhs) | Income certificate issued by MRO through MeeSeva |
| 8 | STUDY DETAILS | Study certificates from Class 6 to 10, +2 / diploma and degree |
| 9 | Category (SC, ST,BC, etc.) andApplication number of theCasteCertificate (in case of | Caste Certificate issued by the MRO/ Competent Authority through |

| | | |
|-----------|--|---|
| | SC/ST/BC only) | MeeSeva |
| 10 | Special Category (NCC, PH, Sports, CAP, etc.) | The Certificate issued by Competent Authority |
| 11 | Aadhaar Card details | Aadhaar Card |
| 12 | Ration Card Details | Ration Card |
| 13 | Passport size photograph | A good quality passport size photograph in .jpg or .jpeg of size less than 50Kb |
| 14 | Signature | signature affixed with a black pen on a white paper shall be scanned and saved as .jpg or .jpeg of less than 30Kb |

The following system requirements need to be available to comfortably browse APICET-2017 official website www.sche.ap.gov.in/icet

SYSTEMREQUIREMENTS:

For better viewing of APICET-2017 website www.sche.ap.gov.in/icet and smooth Application submission through ONLINE mode, the candidates are hereby informed to use the following computer system

Requirements are most desirable:

- **Browsers such as Google Chrome / Mozilla Firefox 3.6 and above /Internet Explorer 6.0 and above**
- **Screen Resolution: 600x800**
- **Adobe Acrobat Reader 8.0 and above**
- **Disable the pop-up blocks and uninstall all the Script blockers.**

**APICET 2017- FEE PAYMENT AND ONLINE APPLICATION FORM
FILLING FLOWCHART**

VISIT [www.sche.ap.gov.in /icet](http://www.sche.ap.gov.in/icet)& Click **“APPLY ONLINE”**

Payment of Registration Fee

Mode of Payment (Any of the 2 Modes)

| AP ONLINE by cash | Debit Card / Credit Card/ Net Banking |
|--|--|
| <p>1. Choose your nearest APOne centre.</p> <p>2. Visit any of the above centres with the following mandatory details like:</p> <ul style="list-style-type: none"> a. Hall Ticket number of the Qualifying Examination b. Name of the Candidate c. Father's Name d. Date of Birth. e. Mobile number | <p>1. If you choose the payment using Debit card /Credit card /Net Banking mode, go through the Instruction booklet carefully and be ready with all the required details for ONLINE SUBMISSION.</p> <p>2. Click on “MAKE PAYMENT” button and proceed by filling the required details</p> |
| <p>You will receive a receipt for the Registration fee paid containing a Payment Id. from the payment centre.</p> | <p>You will be redirected to the Payment Gateway site.</p> <p>Note: During the Payment process, don't click on Back /Refresh buttons or don't close the Browser page abruptly.</p> |
| <p>Visit www.sche.ap.gov.in/icet along with the receipt form.</p> | <p>After your Payment is successful “Payment Id.” will appear on the screen. Note down the</p> |
| <p>With the receipt form details and click on the “Application Form” button.</p> | <p>“Payment Id.” Then proceed with the “Application Form” filling Process.</p> |

Stage 1: On your Internet Browser, type the website address www.sche.ap.gov.in/icet and press **Enter**. The following screen is displayed on the computer screen.

AP ICET 2017
Integrated Common Entrance Test
(Conducted By Sri Venkateswara University, Tirupati on behalf of APSCHE)

HOME ABOUT US COURSES INSTRUCTION BOOKLET IMPORTANT DATES NOTIFICATION USER GUIDE CONTACT US ONLINE APPLICATION

NOTE : Candidates are advised to complete fee payment and submit Application Form as soon as possible. This will enable us to allocate the preferred center as opted by candidates. Test Centers are allocated on a first-come first-serve basis.

In case your account is debited and the website gets disconnected before payment receipt generation, kindly check your payment status using the check payment status option available by providing your registered Mobile Number. If Fee Paid field in the receipt is "No", candidate is requested to go for a fresh payment and the amount for the failure transaction will be refunded to their debited bank account in 5 working days.

STEP - 1 Fee Payment
STEP - 2 Know your Payment Status
STEP - 3 Fill Application (only after Fee Payment)
STEP - 4 Print Application Form (only after Submitting Application Form)

There are 4 **Steps** in filling the AP ICET 2017 online application.

Step-1: Fee Payment: Candidate can make Online Fee Payment through this option.

Step-2: Know your Payment status: Candidate can check Success/Failure status of Fee Payment

Step-3: Fill Application: After fee payment either by cash at AP Online Center or by money transfer by Debit/Credit/Net Banking modes, candidate should fill in the Application through this option.

Step-4: Print Application Form: After application form submission, candidate can print the submitted form.

Step 1: Select **Fee Payment Tab** as shown in the screen below.



AP ICET 2017

Integrated Common Entrance Test

(Conducted By Sri Venkateswara University, Tirupati on behalf of APSCHE)




HOME ABOUT US COURSES INSTRUCTION BOOKLET IMPORTANT DATES NOTIFICATION USER GUIDE CONTACT US ONLINE APPLICATION

NOTE : Candidates are advised to complete fee payment and submit Application Form as soon as possible. This will enable us to allocate the preferred center as opted by candidates. Test Centers are allocated on a first-come first-serve basis.

In case your account is debited and the website gets disconnected before payment receipt generation, kindly check your payment status using the check payment status option available by providing your registered Mobile Number. If Fee Paid field in the receipt is "No", candidate is requested to go for a fresh payment and the amount for the failure transaction will be refunded to their debited bank account in 5 working days.


- STEP - 1 [Fee Payment](#)
- STEP - 2 [Know your Payment Status](#)
- STEP - 3 [Fill Application](#) (only after Fee Payment)
- STEP - 4 [Print Application Form](#) (only after Submitting Application Form)

After clicking on **Fee Payment** Tab, a fee payment webpage will be displayed as shown in the screen below.



AP ICET 2017

Integrated Common Entrance Test
(Conducted By Sri Venkateswara University, Tirupati on behalf of APSCHE)



HOME ABOUT US COURSES INSTRUCTION BOOKLET IMPORTANT DATES NOTIFICATION USER GUIDE CONTACT US ONLINE APPLICATION

Fee Payment for APICET - 2017

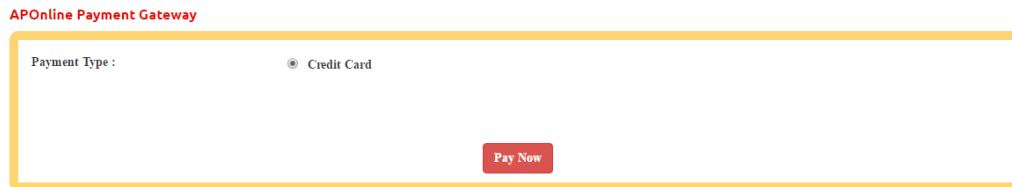
| | |
|--|--|
| Qualifying Exam Hall Ticket Number * : | <input type="text" value="12341234"/> |
| Candidate's Name * : | <input type="text" value="Praveen"/> |
| Date of Birth * (as per SSC or Equivalent) : | <input type="text" value="01/01/1995"/> |
| Mobile Number * : | <input type="text" value="9849098490"/> |
| Mobile Number Mentioned Above Is My * : | <input type="radio"/> Self <input checked="" type="radio"/> Father <input type="radio"/> Mother <input type="radio"/> Relative |
| Alternate Mobile Number : | <input type="text" value="Enter Alternate Mobile Number"/> |
| E-Mail ID * : | <input type="text" value="praveen@gmail.com"/> |
| Fee Amount : | Rs. 40.00/- |
| Processing Fee Rs. 50.00 + Taxes Rs. 7.00 : | Rs. 57.00/- |
| Total Amount : | Rs. 97.00/- |

Fill in **ALL** the mandatory details given in the web page. The details are **Qualifying Examination Hall Ticket No., Candidate's Name, Date of Birth, Mobile Number, Mobile No Mentioned above belongs to Self or Father or Mother or Relative,**

Alternate Mobile Number, E-Mail ID and Fee Amount (FROZEN) (will be populated automatically).

| | |
|-----------------------------------|-------------------|
| Fee Amount for APICET-2017 | : Rs.450/- |
| Processing Fee | : Rs 57.50 |
| Total Fee | : Rs507.50 |

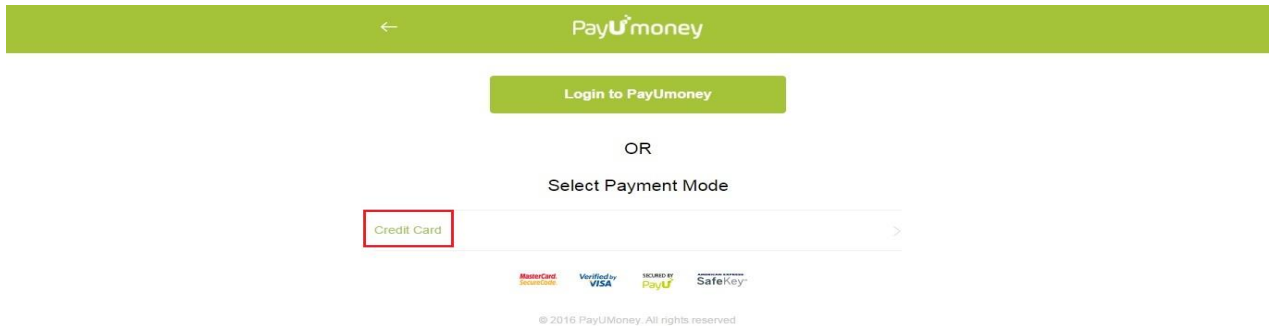
After filling the mandatory details click on **Initiate Payment** button, the control will lead you to the AP Online PAYMENT GATEWAY where you can select the mode of payment credit card or debit card or net banking as shown in the screen below.



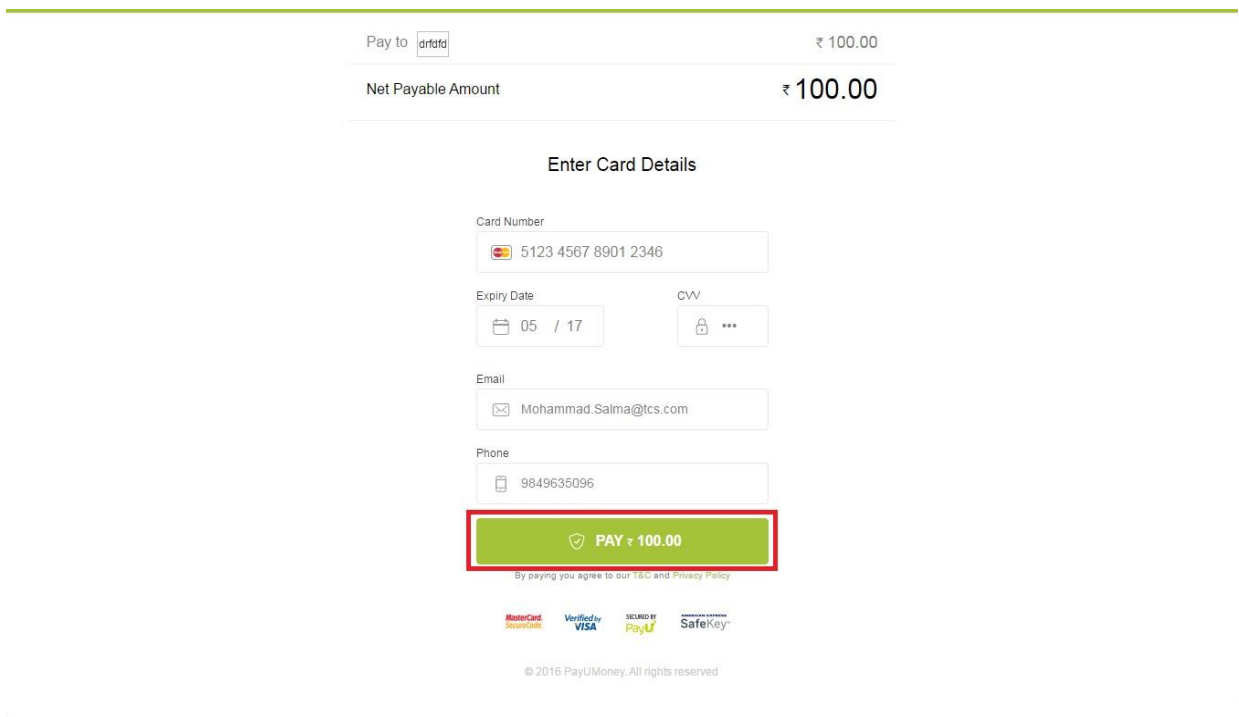
Note: The candidate can use VISA or MASTERCARD or MAESTRO type Debit card issued by any Bank.

After the relevant **Card Type** logo is selected by the candidate, click on the button **“Make Payment”** and the control will automatically take you to the **BANK PAYMENT GATEWAY** screen.

(NOTE: During the Payment processes, DO NOT double click on buttons or click on Back / Refresh buttons or DONOT close the Browser web page abruptly; instead maintain patience as prompted on the screen).

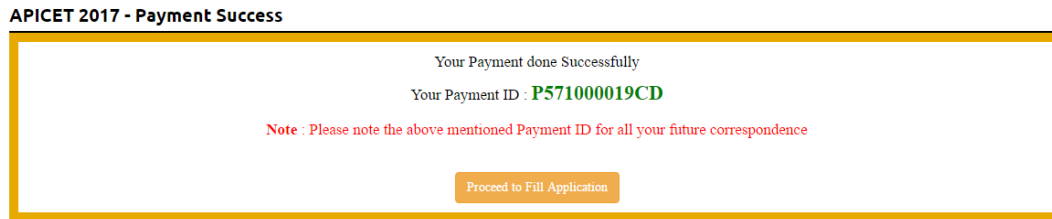


Clicking on **Credit Card** button, the following page will be displayed, fill in all the credit card details and click on **Pay** button as shown in the screen below.



Alternatively, the payment can be made through Net Banking also.

The confirmation of successful payment of Registration Fee is shown with the “**Transaction is successful**” message along with Payment ID.



Note: Preserve Payment reference ID (after payment) for future correspondence.

Candidate has two options either to proceed to fill in the application immediately or at a later date [**** Refer to last dates**]. Click on “**Proceed to Fill Application**” to fill the application immediately and you will be taken to the Application screen as described in step 3. If you choose another day to fill the application, simply close the window and in such case you need to start from step3.

In a rare case, if the amount is deducted from your account and message of “**Transaction is successful**” or the payment ID is not displayed, wait for few hours and check your payment status as described in step 2.

Otherwise pay the registration fee again as in step 1. The amount deducted from your account made in the first attempt will be refunded or rolled back into your account.

Step 2: The candidate can also check the status of payment made through this option.

Click on **Know Your Payment Status** tab for checking the status of the payment as shown in the below screen.



AP ICET 2017

Integrated Common Entrance Test

(Conducted By Sri Venkateswara University, Tirupati on behalf of APSCHE)



HOME ABOUT US COURSES INSTRUCTION BOOKLET IMPORTANT DATES NOTIFICATION USER GUIDE CONTACT US ONLINE APPLICATION

NOTE : Candidates are advised to complete fee payment and submit Application Form as soon as possible. This will enable us to allocate the preferred center as opted by candidates. Test Centers are allocated on a first-come first-serve basis.

In case your account is debited and the website gets disconnected before payment receipt generation, kindly check your payment status using the check payment status option available by providing your registered Mobile Number. If Fee Paid field in the receipt is "No", candidate is requested to go for a fresh payment and the amount for the failure transaction will be refunded to their debited bank account in 5 working days.

- STEP - 1 Fee Payment
- STEP - 2 Know your Payment Status
- STEP - 3 Fill Application (only after Fee Payment)
- STEP - 4 Print Application Form (only after Submitting Application Form)

After clicking on **Know Your Payment Status** Tab, the following page will be displayed. Furnish the same hall ticket number and mobile number as given in step 1 and click on **Check Payment Status** button as shown in the screen below.

Know your Payment Status

| | |
|---|---|
| Qualifying Examination Hall Ticket No * | Mobile Number * |
| <input type="text" value="12341234"/> | <input type="text" value="9849098490"/> |
| <input type="button" value="Check Payment Status"/> | |


After clicking on **Check PaymentStatus** button, the following success/Failure pagewillbe displayedas shown in the screen below.

Know your Payment Status

| Qualifying Examination Hall Ticket No * | Mobile Number * | | | | | | | |
|---|---|---------|-------|----------------------|--------|---|--------------|---------|
| <input type="text" value="12341234"/> | <input type="text" value="9849098490"/> | | | | | | | |
| <input type="button" value="Check Payment Status"/> | | | | | | | | |
| <table border="1"><thead><tr><th>S.No.</th><th>Payment Reference ID</th><th>Status</th></tr></thead><tbody><tr><td>1</td><td>P571000019CD</td><td>Success</td></tr></tbody></table> | | | S.No. | Payment Reference ID | Status | 1 | P571000019CD | Success |
| S.No. | Payment Reference ID | Status | | | | | | |
| 1 | P571000019CD | Success | | | | | | |


Step 3: The candidate can start filling the application by selecting the tab “Fill Application (only after fee payment)”

Fill in the details of payment reference ID, Qualifying examination Hall ticket number, mobile number and date of birth and click on **Proceed to fill application**.



AP ICET 2017

Integrated Common Entrance Test
(Conducted By Sri Venkateswara University, Tirupati on behalf of APSCHE)



[HOME](#) [ABOUT US](#) [COURSES](#) [INSTRUCTION BOOKLET](#) [IMPORTANT DATES](#) [NOTIFICATION](#) [USER GUIDE](#) [CONTACT US](#) [ONLINE APPLICATION](#)

NOTE : Candidates are advised to complete fee payment and submit Application Form as soon as possible. This will enable us to allocate the preferred center as opted by candidates. Test Centers are allocated on a first-come first-serve basis.

In case your account is debited and the website gets disconnected before payment receipt generation, kindly check your payment status using the check payment status option available by providing your registered Mobile Number. If Fee Paid field in the receipt is "No", candidate is requested to go for a fresh payment and the amount for the failure transaction will be refunded to their debited bank account in 5 working days.

- [STEP - 1 Fee Payment](#)
- [STEP - 2 Know your Payment Status](#)
- [STEP - 3 Fill Application \(only after Fee Payment\)](#)
- [STEP - 4 Print Application Form \(only after Submitting Application Form\)](#)

In the application form, the fields marked with '*' symbol are MANDATORY which cannot be left blank without providing information. The details provided during the Registration Fee payment are frozen and cannot be edited.



AP ICET 2017

Integrated Common Entrance Test
(Conducted By Sri Venkateswara University, Tirupati on behalf of APSCHE)



[HOME](#) [ABOUT US](#) [COURSES](#) [INSTRUCTION BOOKLET](#) [IMPORTANT DATES](#) [NOTIFICATION](#) [USER GUIDE](#) [CONTACT US](#) [ONLINE APPLICATION](#)

NOTE : In case you have not paid the fee yet, please visit this page ([Click Here](#)) and pay the fee first.

| | | | |
|--|---|---|--|
| Payment Reference ID * <input type="text" value="P571000019CD"/> | Qualifying Examination Hall Ticket No * <input type="text" value="12341234"/> | Mobile Number * <input type="text" value="9849098490"/> | Date of Birth * (dd/mm/yyyy) <input type="text" value="01.01.1995"/> |
|--|---|---|--|

APICET - 2017 APPLICATION FORM

1. Candidate Details

| | | |
|--|---|--|
| Candidate's Name * <input type="text" value="PRAVEEN"/> <small>(as per SSC or Equivalent Records)</small> | Father's Name * <input type="text" value="NAVEEN"/> <small>(as per SSC or Equivalent Records)</small> | Mother's Name * <input type="text" value="RANI"/> <small>(as per SSC or Equivalent Records)</small> |
| Date of Birth * (dd/mm/yyyy) <input type="text" value="01/01/1995"/> | Gender * <input checked="" type="radio"/> Male <input type="radio"/> Female <input type="radio"/> Transgender | Aadhaar Card Number * <input type="text" value="575689769769"/> |
| Birth District * <input type="text" value="VISAKHAPATNAM"/> | Birth State * <input type="text" value="ANDHRA PRADESH"/> | Ration Card Number <input type="text" value="Enter Ration Card Number"/> |

Category *

- OC BC_A BC_B BC_C BC_D BC_E SC ST

Caste Certificate Number

Enter Caste Certificate Number

Special Reservation Category

- National Cadet Corps (NCC)
 Children of Armed Personnel (CAP)
 Sports & Games
 Anglo Indian

- PH (Physically Handicapped)**
 VH (Visually Handicapped)
 HI (Hearing Impaired)
 OH (Orthopedically Handicapped)

Local Area *

- AU SVU OU Non-Local Other State

Minority / Non-Minority *

- Non-Minority Minority

Annual Income of the Parents (Rs.) *

- Below One Lakh Above one Lakh and Below Two Lakhs More than Two Lakhs

Income Certificate Number

Enter Income Certificate Number

2. Address

House No. (or) C/O *

1/B/10

Village / Street / Locality *

Madhurawada

Mandal / Town / City *

Madhurawada

District *

Visakhapatnam

State *

Andhra Pradesh

Pin Code *

557645

Mobile Number *

9849098490

Alternate Mobile Number

Enter Alternate Mobile Number

Telephone Number (Landline)

Enter Telephone Number (Landline)

E-Mail Id *

PRAVEEN@GMAIL.COM

3. Qualifying Examination

Type of the Exam *

- BA
 BCOM
 BSC
 BBA
 BBM
 BCA
 BE / B.TECH
 BPHARMACY

Major Group Subjects of the Qualifying Exam *

Financial Accounting

Economics

Computer Applications

Hall Ticket No of the Qualifying Examination *

12341234

Year of App. / Passing the Qualifying Exam *

2017

Medium of Instruction at Qualifying Exam *

- English Telugu Urdu Others

ANY 3 YEAR DEGREE
 DO YOU HAVE MATHS SUB AT INTER OR DEGREE LEVEL YES NO

SSC or Equivalent (10th Class) *

| | | | |
|--|-------------------------------|-----------------------------|---------------------------|
| <input checked="" type="radio"/> Urban | SSC Hall Ticket No * 12345 | Month of Passing * March | Year of Passing * 2011 |
| <input type="radio"/> Rural | | | |

Intermediate or Equivalent (10+2) *

| | | | |
|--|--|-----------------------------|---------------------------|
| <input checked="" type="radio"/> Urban | Intermediate Hall Ticket No * 54321 | Month of Passing * March | Year of Passing * 2013 |
| <input type="radio"/> Rural | | | |

Place of Study

| | | |
|--|-----------------------------|--|
| Class-6 * VISAKHAPATNAM | Class-7 * VISAKHAPATNAM | Class-8 * VISAKHAPATNAM |
| Class-9 * VISAKHAPATNAM | Class-10 * VISAKHAPATNAM | Inter 1st year / Equivalent * VISAKHAPATNAM |
| Inter 2nd year / Equivalent * VISAKHAPATNAM | Degree * VISAKHAPATNAM | |
| VISAKHAPATNAM | VISAKHAPATNAM | |

4. Details of Common Entrance Test

Test Centre Preferences

| | | | |
|--------------------------------------|------------------------------|---------------------------------|-------------------------------|
| Primary District * VISAKHAPATNAM | Preference 1 * Anakapalli | Preference 2 * Visakhapatnam | Preference 3 * Madhurawada |
| Secondary District * VIZIANAGARAM | Preference 1 * Bobbili | Preference 2 * Vizianagaram | Preference 3 * Kothavalasa |

Photo & Signature *

Photo (<50kb jpg, jpeg)

Choose File No f...sen

Signature (<30kb jpg, jpeg)

Choose File No f...sen

I have carefully gone through the instruction Booklet and I am conversant with the instructions. I shall abide by the eligibility conditions and other regulations to be satisfied for appearing at the entrance test and admission into any course prescribed. Further, I assure that, I will not involve in any malpractice or illegal activities in the entrance test. In case, I have furnished any false information or involved in any malpractice or illegal activities, I am liable for punishment as per the existing law. I am responsible for the correctness of the above details filled in by me and the CONVENER, APICET - 2017 is not responsible in any way. Mere appearing for the entrance examination does not confer any right for me to take admission.

SAVE : Will record the partially filled details in the Database. The same can be retrieved at your convenience and you can continue to fill the rest and submit the form.

PREVIEW / SUBMIT : You will have a chance to preview your application and then finally confirm your application by clicking on Confirm button.

Save Preview / Submit

Candidates need to fill in the following details in the application form:

1. Candidate Details:

1. Candidate Details

| | | |
|--|---|---|
| Candidate's Name * PRAVEEN <small>(as per SSC or Equivalent Records)</small> | Father's Name * ENTER FATHER'S NAME <small>(as per SSC or Equivalent Records)</small> | Mother's Name * ENTER MOTHER'S NAME <small>(as per SSC or Equivalent Records)</small> |
| Date of Birth * (dd/mm/yyyy) 01/01/1995 | Gender * <input type="radio"/> Male <input type="radio"/> Female <input type="radio"/> Transgender | Aadhaar Card Number * Enter Aadhaar Card Number |
| Birth District * VISAKHAPATNAM | Birth State * ANDHRA PRADESH | Ration Card Number Enter Ration Card Number |

Candidate Name: Name of candidate as entered in fee payment screen will be displayed here and cannot be modified or edited.

Father's Name: The candidate has to enter his / her Father's name as per 10th class records in the space provided in CAPITAL LETTERS.

Mother's Name: The candidate has to enter his / her Mother's name as per 10th class records in the space provided in CAPITAL LETTERS.

Date of Birth: Date of Birth as entered in fee payment screen will be displayed here and cannot be modified or edited.

Gender: Select your Gender among the three options given.

Aadhaar Card Number/Enrollment No.: Enter your Aadhar Card number if not available, enter the Aadhaar Enrollment number.

Birth District: Select the Birth District from the drop down with district names of Andhra Pradesh. In case the birth place is in Telangana or other state or other country, select the appropriate value from the drop down list.

Birth State: Select your Birth State from the drop down boxes provided.

Ration Card Number: Enter the Ration card number of your family.

Category *

OC
 BC_A
 BC_B
 BC_C
 BC_D
 BC_E
 SC
 ST

Caste Certificate Number

Enter Caste Certificate Number

Special Reservation Category

National Cadet Corps (NCC)
 PH (Physically Handicapped)

Children of Armed Personnel (CAP)
 VH (Visually Handicapped)

Sports & Games
 HI (Hearing Impaired)

Anglo Indian
 OH (Orthopedically Handicapped)

Local Area *

AU
 SVU
 OU
 Non-Local
 Other State

Minority / Non-Minority *

Non-Minority
 Minority

Caste Category: Click on the relevant option of your caste category as per the Caste certificate. Enter the caste certificate number issued by the competent authority through MeeSeva in case your caste category is other than OC.

Special Reservation Category: Reservations are provided for candidates with NCC, CAP, Sports & Games, Physically Handicapped categories also. Select the applicable categories for which supportive certificates are available. In case of PH, the medical board certificate issued through SADAREM shall be entered.

Local Area: Based on the places of study during the preceeding 7 years of the qualifying examination, local area is decided.

- The part of the State comprising the districts of Srikakulam, Vizianagaram, Visakhapatnam, East Godavari, West Godavari, Krishna, Guntur and Prakasam shall be regarded as the **AU** Local Area
- The part of the State Comprising the districts of Anantapur, Kurnool, Chittoor, Cuddapah and Nellore shall be regarded as the **SVU** Local Area
- If the places of study fall in districts of Telangana State, it shall be regarded as **OU** local area.
- Candidates who studied for more than 4 years in other states of India and whose parents are residing in State of Andhra Pradesh or Telangana for a period of 10 years or whose parents are employed in State or Central or quasi Government organizations at the time of applying for the CET shall be considered as **Non Local**

- Candidates who have completely studied in other states of India (other than AP and Telangana) and whose parents are not residents of Andhra Pradesh or Telangana will come under the category of **Other State**. Their admission into the colleges is subject to the orders in vogue at the time of admission.
- However, these credentials will be verified based on the certificates produced at the time of admission.

Minority/ Non-Minority: If the candidate belongs to any of the minority communities such as Muslim, Christian, Buddhist, Sikh, Jain, Zoroastrian or other minority, click on Minority button and select the applicable minority. Otherwise, if the candidate does not belong to a Minority community, then the Non-Minority option has to be clicked.

Annual Income of the Parents (in Rs.₹): Select the any one of the three options provided as given below regarding the “Annual Income of the Parents (Rs.):” A valid income certificate issued by competent authority through MeeSeva and its number shall be entered.

Candidate Bank Details: Candidate should enter his/her bank details like Name of the Account holder, Account No and IFSC Code. This data is required for mainly scholarship remittance if applicable.

| Candidate Bank Details | | |
|-------------------------|----------------|-----------|
| Name as in Bank Account | Account Number | IFSC Code |
| Praveen | 1234512345 | ABN1515 |

2. Address:

Candidate should enter his/her Present/Permanent address with the following fields House No or C/O, Village/Street/Locality, Mandal/Town/City, District, State, Pin code, Mobile No & Email ID as shown in the screen below.

| 2. Address | | |
|----------------------|-------------------------------|-----------------------------------|
| House No. (or) C/O * | Village / Street / Locality * | Mandal / Town / City * |
| 1/B/10 | Madhurawada | Madhurawada |
| District * | State * | Pin Code * |
| Visakhapatnam | Andhra Pradesh | 557645 |
| Mobile Number * | Alternate Mobile Number | Telephone Number (Landline) |
| 9849098490 | Enter Alternate Mobile Number | Enter Telephone Number (Landline) |
| E-Mail Id * | | |
| PRAVEEN@GMAIL.COM | | |

House No. (Or) C/O: Candidate should enter his/her House Number.

Village/Street /Locality: Candidate should enter his/her Street Number or Locality Number or Village Name.

Mandal/Town/City: Candidate should enter his/her Mandal Name or Town Name or City Name.

District: Candidate should enter his / her District Name.

State: Candidate should enter his/her State Name.

Pin Code: Candidate should enter his/her State Pin Code Number.

Mobile Number, Alternate Mobile Number and Telephone Number: Candidate should enter his/her Mobile Number, Alternate Mobile Number and Telephone Number.

Email Id: Candidate should enter his/her Email ID.

3. Qualifying Examination:

(a) The candidates should be Indian Nationals and should satisfy local/non-local status requirements as laid down in the Andhra Pradesh Educational Institutions (Regulations of Admission) Order, 1974 as amended and as per G.O. Ms. No. 25, dt: 19.03.2004 & G.O.Ms.No.108, Higher Education Department, dated 30-7-2005 and its amendments.

b) The candidates admitted should satisfy the rules of the Universities concerned.

c) The candidates seeking admission –

- should have studied and passed 3 year Degree course in any faculty conducted by the Universities or its equivalent Degree Examination in 10 + 2 + 3 pattern as recognized by U.G.C (University Grants Commission). **For recognized universities please log on to http://www.ugc.ac.in/recog_College.aspx For degrees / universities permitted by distance education bureau, please log on to <http://www.ugc.ac.in/deb> and follow the link Recognition information.**
- **MBA** - Degree of 3 years duration from any recognized University or its equivalent with Mathematics as one of the subjects at 10th class level.
- **MCA** - Degree of 3 years duration with "Mathematics" as one of the subject **at Intermediate or Degree level.**
- **Note: (Candidate who passed all the subjects of the three years of any Degree course in one sitting is not eligible for admission into MBA or MCA Course**
- Candidate with aggregate marks of 50% (45% in case of reserved categories) are alone are eligible to take admission through ICET as per the latest AICTE Approval Process Handbook 2017-18.
- Candidates shall fulfil the eligibility criteria laid down in relevant Government Orders in vogue at the time of admissions.
- The qualifying Degree obtained by Distance Mode Program should have recognition by Joint Committee of UGC, AICTE and DEC/DEB.
- The candidates who are appearing for the final year degree examination shall also be eligible to appear for APICET-2017.

Select the appropriate type of qualifying examination and also enter the names of the major group subjects (other than language subjects). Also mention whether you have passed in Mathematics at Degree or Intermediate (10 + 2) level by selecting yes or no buttons.

Enter the hall ticket number of the qualifying examination (Degree) and the year of passing the qualifying examination / appearing for the final year of qualifying examination.

Medium of Instruction at Qualifying Exam: Enter the medium of instruction at the qualifying examination.

Mathematics at Inter or Degree level: Also mention whether you have passed in Mathematics at Degree or Intermediate (10 + 2) level by selecting **yes** or **no** buttons.

3. Qualifying Examination

Type of the Exam *

BA

BCOM

BSC

BBA

BBM

BCA

BE / B.TECH

BPHARMACY

ANY 3 YEAR DEGREE

Major Group Subjects of the Qualifying Exam *

Mathematics

Statistics

Computer Applications

Hall Ticket No of the Qualifying Examination *

12341234

Year of App. / Passing the Qualifying Exam *

2017

Medium of Instruction at Qualifying Exam *

English Telugu Urdu Others

DO YOU HAVE MATHS SUB AT INTER OR DEGREE LEVEL YES NO

SSC or Equivalent (10th Class) *

Urban Rural

SSC Hall Ticket No * 12345

Month of Passing * March

Year of Passing * 2011

Intermediate or Equivalent (10+2) *

Urban Rural

Intermediate Hall Ticket No * 54321

Month of Passing * March

Year of Passing * 2013

Place of Study

Class-6 * VISAKHAPATNAM

Class-7 * VISAKHAPATNAM

Class-8 * VISAKHAPATNAM

Class-9 * VISAKHAPATNAM

Class-10 * VISAKHAPATNAM

Inter 1st year / Equivalent * VISAKHAPATNAM

Inter 2nd year / Equivalent * VISAKHAPATNAM

Degree * VISAKHAPATNAM

SSC or Equivalent (10th Class): Candidate should select Urban or Rural location where he pursued his 10th class study, Enter the SSC (10th class) or Equivalent Hall Ticket No., Month of Passing and Year of Passing.

Intermediate or Equivalent (10+2): Candidate should select Urban or Rural location where he pursued his 10+2 classes of study Enter the Intermediate / 10+2 or Equivalent Hall Ticket No., Month of Passing and Year of Passing.

Places of Study: The candidate has to select the district name from the drop down values related to his study for each of Class-6 to Degree. However, if a candidate has studied in a state other than Andhra Pradesh or Telangana, then select OTHER STATE. If studied outside India, select OTHER COUNTRY.

4. Details of Common Entrance Test

4. Details of Common Entrance Test

Test Centre Preferences

| | | | |
|----------------------|----------------|-----------------|----------------|
| Primary District * | Preference 1 * | Preference 2 * | Preference 3 * |
| VISAKHAPATNAM ▾ | Anakapalli ▾ | Visakhapatnam ▾ | Madhurawada ▾ |
| Secondary District * | Preference 1 * | Preference 2 * | Preference 3 * |
| VIZIANAGARAM ▾ | Bobbili ▾ | Vizianagaram ▾ | Kothavalasa ▾ |

Photo & Signature *





Photo (<50kb jpg, jpeg)

Choose File No f...sen



Signature (<30kb jpg, jpeg)

Choose File No f...sen

I have carefully gone through the instruction Booklet and I am conversant with the instructions. I shall abide by the eligibility conditions and other regulations to be satisfied for appearing at the entrance test and admission into any course prescribed. Further, I assure that, I will not involve in any malpractice or illegal activities in the entrance test. In case, I have furnished any false information or involved in any malpractice or illegal activities, I am liable for punishment as per the existing law. I am responsible for the correctness of the above details filled in by me and the CONVENER, APICET - 2017 is not responsible in any way. Mere appearing for the entrance examination does not confer any right for me to take admission.

SAVE : Will record the partially filled details in the Database. The same can be retrieved at your convenience and you can continue to fill the rest and submit the form.

PREVIEW / SUBMIT : You will have a chance to preview your application and then finally confirm your application by clicking on Confirm button.

Save

Preview / Submit

Test Centre Preference

The APICET will be conducted in the following centres and candidates are given option to choose two preferences of centres of their choice from the list.

| District | Locations |
|------------------------------|---|
| ANANTAPUR | ANANTAPUR, GOOTY, HINDUPUR,PUTTAPARTHI |
| CHITTOOR | CHITTOOR , MADANAPALLE , PUTTUR , TIRUPATI |
| EAST GODAVARI | KAKINADA , RAJAHMUNDRY , SURAMPALEM |
| GUNTUR | BAPATLA , GUNTUR , NARASARAOPETA |
| HYDERABAD | HAYATHNAGAR , MOULA ALI , NACHARAM |
| KRISHNA | CHALLAPALLI , GUDLAVALLERU ,KANCHIKACHERLA ,MYLAVARAM ,VIJAYAWADA |
| KURNOOL | KURNOOL ,NANDYAL ,YEMMIGANURU |
| PRAKASAM | CHIRALA, KANDHUKUR, MARKAPURAM, ONGOLE |
| SRI POTTI SRI RAMULU NELLORE | GUDUR, KAVALI, NELLORE |
| SRIKAKULAM | RAJAM, SRIKAKULAM, TEKKALI |

| | |
|---------------|--|
| VISAKHAPATNAM | ANAKAPALLI, MADHURAWADA, VISAKHAPATNAM |
| VIZIANAGARAM | BOBBILI, KOTHAVALASA, VIZIANAGARAM |
| WEST GODAVARI | BHIMAVARAM, ELURU, NARASAPURAM, TADEPALLIGUDEM |
| YSR KADAPA | KADAPA, PRODDATUR, RAJAMPETA |

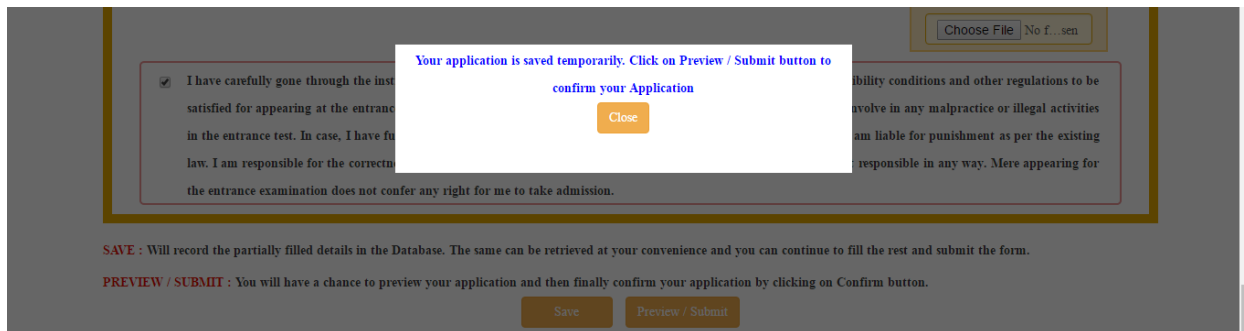
However, Convener reserves the right to allot candidates to any other centre(s) in unavoidable circumstances.

Photo and Signature:

DON'T FORGET to upload your Photograph & Signature. A good quality passport size photograph in **.jpg or .jpeg** of **less than 50Kb** and signature signed with a black pen on a white paper shall be scanned and saved as **.jpg or .jpeg** of **less than 30Kb** shall be uploaded by clicking on browse button under the photograph and signature panels and selecting the files already kept ready.

Save and Preview/Submit

After furnishing ALL the required data and correct particulars, read the declaration at the end of the page and select the check box if you are done with Online Application Formfilling. Then, click on save to save the data.



If you are sure of the data entered, you can Preview/submit the online application.

I have carefully gone through the instruction Booklet and I am conversant with the instructions. I shall abide by the eligibility conditions and other regulations to be satisfied for appearing at the entrance test and admission into any course prescribed. Further, I assure that, I will not involve in any malpractice or illegal activities in the entrance test. In case, I have furnished any false information or involved in any malpractice or illegal activities, I am liable for punishment as per the existing law. I am responsible for the correctness of the above details filled in by me and the CONVENER, APICET - 2017 is not responsible in any way. Mere appearing for the entrance examination does not confer any right for me to take admission.

SAVE : Will record the partially filled details in the Database. The same can be retrieved at your convenience and you can continue to fill the rest and submit the form.

PREVIEW / SUBMIT : You will have a chance to preview your application and then finally confirm your application by clicking on Confirm button.

Save

Preview / Submit

Further, the same will be displayed at the bottom of the page. If all the details are furnished, then the screen will change to the next page after the Submit button is clicked.

Modify and Confirm/Freeze

Once the online application is **Submitted**, two more buttons pop up **MODIFY** and **CONFIRM/FREEZE**.

I have carefully gone through the instruction Booklet and I am conversant with the instructions. I shall abide by the eligibility conditions and other regulations to be satisfied for appearing at the entrance test and admission into any course prescribed. Further, I assure that, I will not involve in any malpractice or illegal activities in the entrance test. In case, I have furnished any false information or involved in any malpractice or illegal activities, I am liable for punishment as per the existing law. I am responsible for the correctness of the above details filled in by me and the CONVENER, APICET - 2017 is not responsible in any way. Mere appearing for the entrance examination does not confer any right for me to take admission.

Modify : Enables the candidate to re-inspect the entire application to correct any errors or mistakes in his/her application.

Confirm / Freeze : To finally submit the application. The data in the application is frozen and no more editing is allowed.

Modify

Confirm / Freeze

A click on **Modify** button enables the candidate to re-inspect the entire application to correct any errors or mistakes in the saved application.

After the data is modified and saved, the data need to be confirmed by clicking on **CONFIRM/FREEZE** to finally submit the application. The data in the application is frozen and no more editing is allowed.

The screenshot shows the AP ICET 2017 application form interface. At the top, there is a header with the AP ICET 2017 logo and the text "Integrated Common Entrance Test (Conducted By Sri Venkateswara University, Tirupati on behalf of APSCHE)". Below the header is a navigation menu with links: HOME, ABOUT US, COURSES, INSTRUCTION BOOKLET, IMPORTANT DATES, NOTIFICATION, USER GUIDE, CONTACT US, and ONLINE APPLICATION. A note states: "NOTE : In case you have not paid the fee yet, please visit this page (Click Here) and pay the fee first." The main heading is "AP ICET - 2017 APPLICATION FORM". The form is titled "1. Candidate Details" and contains fields for Candidate's Name, Date of Birth, Birth District, Birth State, and Region Card Number. A central confirmation message reads: "Your Application Confirmed Successfully. Please note your Registration number for future correspondence 5710000185". Below this message is a yellow button labeled "Print Application".

Step 4: The candidate can print the submitted application through this option.

“Your application is Submitted Successfully. Please note your Registration Number for further reference”.

Candidate can take print out of the application by clicking on **Print Application** button which is useful for further correspondence.

Save the **“Filled in Online Application Form”** and take a print out of the **“Filled in Online Application Form”** and should be submitted in the test centre. Use the **Registration number** for future reference.



AP ICET 2017

Integrated Common Entrance Test

(Conducted By Sri Venkateswara University, Tirupati on behalf of APSCHE)



1. (a) Qualifying Examination# : BSC
 (b) Qualifying Exam Hall Ticket No # : 12341234
 (c) Year of App./Passing the Qualifying Exam : 2017
 (d) Medium of Instruction at Qualifying Exam : English
 (e) Place of Study - Intermediate or Equivalent : Urban

Preserve the Registration Number for all future correspondence.

REGISTRATION NO. : 5710000185



2. (a) Candidate's Name # : PRAVEEN
 (b) Father's Name # : NAVEEN
 (c) Mother's Name # : RANI
 (d) Date of Birth (as per SSC or Equivalent) # : 01/01/1995
 (e) Birth State, Birth District : ANDHRA PRADESH - VISAKHAPATNAM
 (f) Gender : Male
 3. Category : BC_D
 4. Local Area : AU
 5. (a) Non-Minority / Minority : Non-Minority
 (b) Minority Category : N.A
 6. Annual Income of the Parents (Rs.) : Below One Lakh



Praveen

7. (a) Study Details

| | | | |
|-----------------------------|---------------|-----------------------------|---------------|
| Class-6 | VISAKHAPATNAM | Class-7 | VISAKHAPATNAM |
| Class-8 | VISAKHAPATNAM | Class-9 | VISAKHAPATNAM |
| Class-10 | VISAKHAPATNAM | Inter 1st year / Equivalent | VISAKHAPATNAM |
| Inter 2nd year / Equivalent | VISAKHAPATNAM | Degree | VISAKHAPATNAM |

- (b) Place of Study - SSC or Equivalent : Urban
 (c) SSC Hall Ticket Number & Year of Passing # : 12345 , March - 2011
 (c) Inter Hall Ticket Number & Year of Passing # : 54321 , March - 2013

8. (a) Address for Correspondence : 1/B/10, MADHURAWADA,
 MADHURAWADA, VISAKHAPATNAM,
 ANDHRA PRADESH, 557645



- (b) Contact Telephone Number (Mobile) : 9849098490 (c) E-Mail Id : PRAVEEN@GMAIL.COM
 (d) Aadhar Card number : 346937190419

9. Test Centre Preferences

| Districts | Preference - 1 | Preference - 2 | Preference - 3 |
|---------------|----------------|----------------|----------------|
| VISAKHAPATNAM | Anakapalli | Visakhapatnam | Madhurawada |
| VIZIANAGARAM | Bobbili | Vizianagaram | Kothavalasa |

10. (a) Fee particulars - Payment through : ONLINE (c) Amount (in Rs.) : 97.00
 (b) Payment Reference Id. : P571000019CD

* - These fields CANNOT be edited by candidate, but written request can be made to the CONVENER or Regional Coordinator of AP ICET 2017 or email to convener.apicet2017@gmail.com. Remaining fields can be edited by the candidate during the permitted period. For and details contact at 0877-2248488.

Declaration : 1) I have carefully gone through the instruction booklet and I am conversant with the instructions. I shall abide by the eligibility conditions and other regulations to be satisfied for appearing at the entrance test and admission into any course prescribed. Further, I assure that, I will not involve in any malpractice or illegal activities in the entrance test. In case, I have furnished any false information or involved in any malpractice or illegal activities, I am liable for punishment as per the existing law.
 2) I am responsible for the corrections of the above details filling by me and the CONVENER AP ICET-2017 is not responsible in anyway.

Date : 27/02/2017 05:04 PM

SIGNATURE and LEFT HAND THUMB impression of the candidate to be done in the presence of the Invigilator on the day of Examination in the Examination Hall

Affix a recent color photograph (3.5 cmX3.5 cm) and get attested by a Gazetted Officer or the Principal of the College where studied (Well in advance BEFORE EXAMINATION)

SIGNATURE OF THE CANDIDATE in the presence of the Invigilator

Thumb Impression



- Note : 1) ALL the candidates have to submit this form in the Examination Hall to the Invigilator.
 2) Candidates are not allowed into the Examination Hall even if they are LATE BY A MINUTE.
 3) This is computer Generated sheet and does not require the signature of the CONVENER, AP ICET 2017

Print

Download