

आइए, अपने और अपने लोगों के बारे में जानें

जन्म

1

2

परिवार

3

4

मित्र

5

6



रुचियाँ

7

8

पढ़ाई

9







10

घर




11



12

## चित्र कहानी

एक थी  ----- । एक दिन वह अपनी  ----- में एक  ----- का चित्र बना रही थी । तभी उसके  ----- से उसकी  ----- गिर पड़ी । लुढ़क कर वह एक  ----- के नीचे चली गई ।

 ----- उसे निकालने के लिए एक  ----- लेकर आई । पर वह  ----- तक पहुँचा ही नहीं । फिर वह एक  ----- लेकर आई लेकिन उससे पेंसिल घसीटते नहीं बना । तभी  ----- ने देखा कि उसकी  ----- से निकलकर एक  ----- आया वह  ----- के नीचे  ----- लाने के लिए घुसा । पर सबसे पहले

 निकाली  ----- की एक पुरानी  ----- ।


फिर निकाली एक  ----- और अंत में निकाली उसकी  -----

 ----- बहुत  ----- हुई । उसने पूछा- मैं तुम्हारे लिए

क्या कर सकती हूँ ? इस पर  ----- ने कहा तुम मेरे  -----

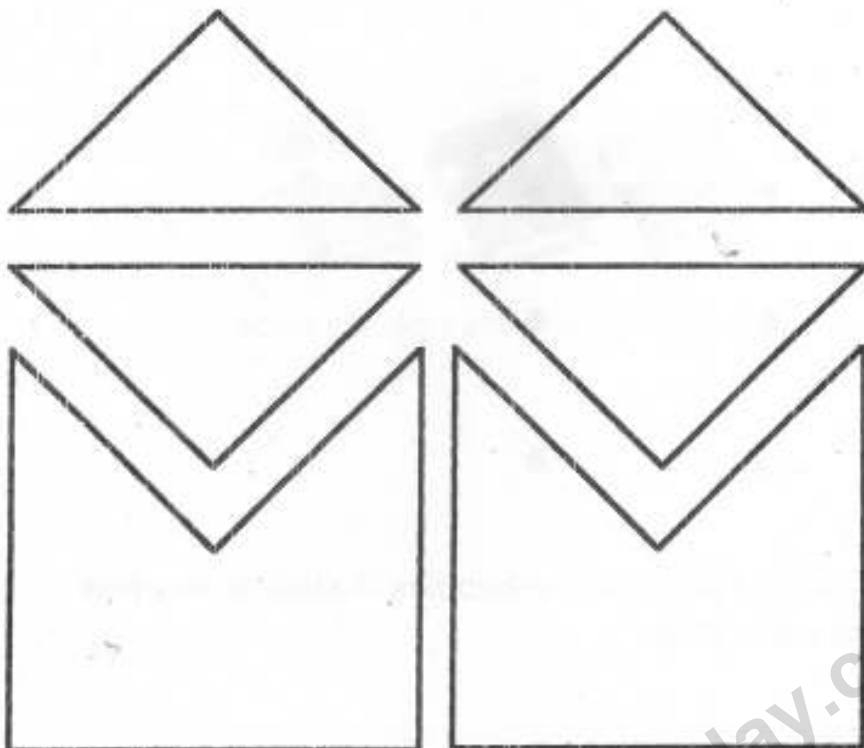
बना सकती हो और साथ ही मेरे  ----- भी ।  ----- ने वैसा

ही किया । उसके पैर और पर दोनो बनाए और चित्र पूरा हो जाने पर अपने दोस्त -----

 ----- को उड़ जाने दिया ।


## MATHS

Can you arrange these pieces so that they form a plus sign ?

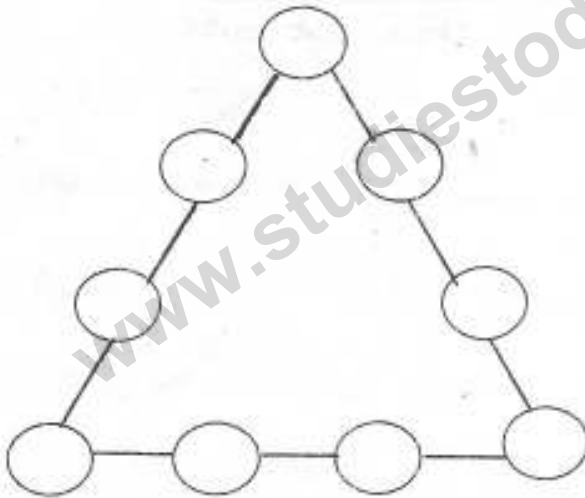


Trace the shapes and use their cut outs.

Without lifting your pencil , can you connect all the dots below with four straight lines ?



Put the numbers 1,2,3,4,5,6,7,8,and 9 in the bubbles in such a way that each edge adds up to the same total .



Draw figures to find the solutions -

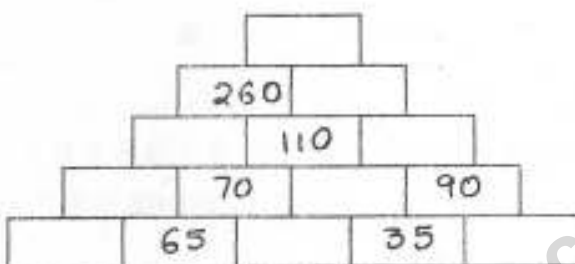
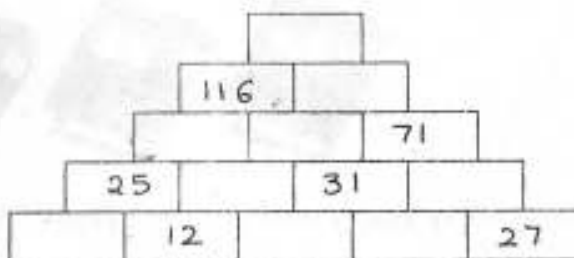
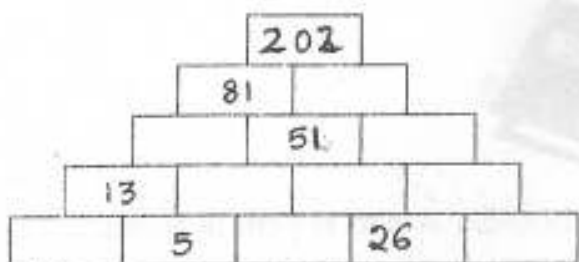


How many ways can you arrange TWO books ( A and B ) on a bookshelf?

How many ways can you arrange THREE books ( A , B and C ) on a bookshelf?

www.studiestoday.com

Add the adjacent numbers together and write their sum in the block above them. Continue till you have completed the pyramid. You can use subtraction to fill in some of the blocks.



Colour the pattern

- a) counting in fours - red
- b) counting in fives - green
- c) counting in eights - blue

1	2	3	4	5	6	7	8	9	10
11	12	13	14	15	16	17	18	19	20
21	22	23	24	25	26	27	28	29	30
31	32	33	34	35	36	37	38	39	40
41	42	43	44	45	46	47	48	49	50
51	52	53	54	55	56	57	58	59	60
61	62	63	64	65	66	67	68	69	70
71	72	73	74	75	76	77	78	79	80
81	82	83	84	85	86	87	88	89	90
91	92	93	94	95	96	97	98	99	100

**Count by 25s**

Count by 25s and fill in the missing numbers in each group of penguins.



a.



b.



c.

Counting in hundreds complete the skip counting in the chart given below –

				1600			
		2200					2700
					3300		
				4000			
	4500						
			5500				
6000							
		7000					

Fill in the blanks:-

- We always subtract a \_\_\_\_\_ number from a bigger number.
- The sum of the numbers remain the same, even if the \_\_\_\_\_ in which they are added is changed.
- The numbers to be added are called the \_\_\_\_\_.
- When \_\_\_\_\_ is added to any number, the answer is equal to the number itself.
- When zero is subtracted from any number, the difference is \_\_\_\_\_.
- When a number is subtracted from itself, the difference is \_\_\_\_\_.
- The answer in addition is called the \_\_\_\_\_.
- The answer in \_\_\_\_\_ is called the difference.
- The difference between the greatest and the smallest 4-digit number is \_\_\_\_\_.
- If  $3239 + 2841 = 6080$ , then  $6080 - 2841 =$  \_\_\_\_\_.
- 7 thousands – 5 thousands = \_\_\_\_\_ thousands.
- \_\_\_\_\_ + 25 = 25.
- $285 +$  \_\_\_\_\_ =  $101 + 285$ .
- $20 +$  \_\_\_\_\_ =  $0 + 20$ .
- $232 +$  \_\_\_\_\_ +  $1538 = 567 + 1538 +$  \_\_\_\_\_.
- $1823 - 1823 =$  \_\_\_\_\_.
- $5221 -$  \_\_\_\_\_ =  $5221$ .
- $2765 + 3000 = 3000 +$  \_\_\_\_\_.
- $7 + 6 + 3 = 10 +$  \_\_\_\_\_.
- 6 hundreds + 20 tens = \_\_\_\_\_.



Fill in the answers -

$$\underline{\quad} + 47 = 100$$

$$\underline{\quad} + 12 = 10$$

$$76 + \underline{\quad} = 100$$

$$55 + \underline{\quad} = 100$$

$$33 + \underline{\quad} = 100$$

$$\underline{\quad} + 62 = 100$$

$$44 + \underline{\quad} = 100$$

$$1742 + 2000 = \underline{\quad}$$

$$548 + 2000 = \underline{\quad}$$

$$2283 + 7000 = \underline{\quad}$$

$$5223 + 1000 = \underline{\quad}$$

$$2000 + 1736 = \underline{\quad}$$

$$4132 + 5000 = \underline{\quad}$$

$$6483 + 2000 = \underline{\quad}$$

$$2914 + 6000 = \underline{\quad}$$

$$\underline{\quad} + 400 = 1400$$

$$900 + \underline{\quad} = 1400$$

$$400 + \underline{\quad} = 1300$$

$$\underline{\quad} + 100 = 300$$

$$\underline{\quad} + 700 = 1500$$

$$\underline{\quad} + 400 = 500$$

$$485 - 80 = \underline{\quad}$$

$$695 - 50 = \underline{\quad}$$

$$515 - 60 = \underline{\quad}$$

$$263 - 80 = \underline{\quad}$$

$$929 - 30 = \underline{\quad}$$

$$324 - 30 = \underline{\quad}$$

$$184 - 70 = \underline{\quad}$$

$$395 - 30 = \underline{\quad}$$

$$1000 - 600 = \underline{\quad}$$

$$1000 - 500 = \underline{\quad}$$

$$1000 - 700 = \underline{\quad}$$

$$1000 - 30 = \underline{\quad}$$

$$1000 - 500 = \underline{\quad}$$

$$1000 - 350 = \underline{\quad}$$

$$1000 - 250 = \underline{\quad}$$

Solve 20 sums each of addition and subtraction in your Maths notebook.

## EVS

### Fun activities for summer holidays

1. Make a list of medicinal herbs, flowers and spices along with their healing properties, in a scrap book.




2. A Compost pit

Compost is excellent manure for plants.

- a. Dig a pit in your garden.
- b. Dump the household waste like waste food, leaves, peels of fruits and vegetables, grass, flowers, paper etc.
- c. Dig these out after a week.

Manure for the plants in your garden is ready.



- 3 Collect some flowers (at least six varieties). Gather as much information about them as you can.

Paste these flowers in your scrap book.

- a. Make a note of the information gathered about them.
- b. Write about the various uses of each flower respectively.

