

ACADEMIC PLANNING 2012-2013

The academic session comprises of two terms:

Term - 1 and Term -2

Term - 1 : April to September which comprises of Formative 1 (FA 1), Formative - 2 (FA 2) and Summative - 1 (SA1)

Term - 2 : October to March which comprises of Formative 3 (FA 3), Formative 4 (FA 4) and Summative - 2 (SA 2)

Formative - 1

Schools should complete between the months of *April to June* in the form of dictation, reading, Class-work, Home-work, projects, activities, quizzes, group discussion etc. as per the requirement of subject with proper documentation (To be reduced to 10% weightage).

Formative - 2

Usual Paper-Pencil Test to be conducted between *July - August* and reduced to 10% weightage.

Summative - 1 (or Half-Yearly Examination, to be reduced to 30% weightage)

Formative - 3

Schools should complete between the months of *October-November* in the form of dictation, reading, Class-work, Home-work, projects, activities, quizzes, group discussion etc. as per the requirement of subject with proper documentation (To be reduced to 10% weightage).

Formative - 4

Usual Paper-Pencil Test to be conducted between *December-January* and reduced to 10% weightage.

Summative - 2 (or Annual Examination, to be reduced to 30% weightage)

Termwise weightage	
Term - 1	Term - 2
FA1 + FA2 + SA1 10% + 10% + 30%	FA3 + FA4 + SA2 10% + 10% + 30%
Term 1 + Term 2 50% + 50%	= Total = 100%

English

Books Recommended :

1. My English Book
2. Integrated Activity Book
3. Rhythmic Rhyme Book

Session : 2012 - 2013

Summative Assessment - 1			
Months	My English Book	Integrated	Rhymes
Formative Assessment - 1 [April - June]	1. Writing Cursive a to z 2. Vowel a, e, i, o, u (Pg. 1-42) 3. Rhyming words Story : The Clever Fox (Oral)	Pg. nos. 8-15, 19-24 29-32, 35-38 45-50, 54-57	1. Cobbler 2. Count 1,2,3 3. My Family 4. Summer Time 5. Body Parts
Formative Assessment - 2 [July - August]	1. One and many (add 's' or 'es') (cat, bag, tree, lamp, rat, hut, bench, brush, glass, fox, box, mango) 2. Use of 'and' Pg. 44-46 3. Q/Ans on 'This', 'That' 4. is / are 5. Use of 'a', 'an', 'the', (cat, hut, tree, man, book, ant, egg, owl, Iron, apple, orange, elephant, ice-cream, umbrella, Sun, earth, sky, moon) Story : The Clever Cap Seller (Oral)	Pg. 60-64	6. My dear ones 7. Rainy Season 8. Plant is born
September : First Summative Assessment - 1			
Syllabus : Portion covered from April to August			
SUMMATIVE ASSESSMENT - 2			
Formative Assessment - 3 [October - November]	1. Spelling of colours (red, blue, green, pink, yellow, orange, white, black, brown, purple) 2. Use of 'How many' 3. Use of 'on, in, under' 4. Use of 'these / those' Story : Fox and the Grapes (Oral)	Pg. 67-71	1. Going to the Zoo 2. Sound of animals 3. Winter time 4. Father up above
Formative Assessment - 4 [December - January]	1. Use of 'has / have' 2. Opposites (in-out, yes-no, fat-thin, sweet-sour, laugh-cry, come-go, slow-fast, up-down, far-near, high-low, big-small, tall-short, happy-sad, black-white, sit-stand)	Pg. nos. 75-77 1-2 25-28	

Syllabus – Class UKG

Month	My English Book	Integrated	Rhymes
<p style="text-align: center;">Formative Assessment - 4 [December - January]</p>	<p>3. Five sentences on 'Myself'</p> <p>4. Days of the week</p> <p>5. Pairs of words : (e.g. Bat and Ball, Fork and Knife, Shoes and Socks, Hair and Comb, Bread and Butter, Needle and Thread, Cup and Saucer, Lock and Key, Table and Chair, Pen and Paper)</p> <p>6. Jumbled Words : (man, ball, kite, tree, girl, moon, chair, glass, table, apple, banana, lamp, star, book, teacher)</p> <p>7. Make sentences: (eat, drink, run, play, touch, sleep, read, write, boy, girl, sky, eyes, legs, ball, friend Story : Unity is strength (Dramatization)</p>		<p>5. Water</p> <p>6. Pomp, Tring, Zoom Chuk</p> <p>7. My Life</p>
February	Revision		
MARCH : FINAL SUMMATIVE ASSESSMENT - 2			
Syllabus : Portion covered from October to January			

हिन्दी

Books Recommended :

1. बाल माधुरी 2. शब्द अभ्यास 3. Rhythmic Rhyme Book

सत्र – 2012-2013

SUMMATIVE ASSESSMENT -1				
Month		शब्द अभ्यास	बाल माधुरी	कविता
Formative Assessment -1 [April -June]	1. क से ज्ञ पुनरावृत्ति 2. दो, तीन, चार अक्षर वाले शब्द 3. आ की मात्रा वाले शब्द	पृष्ठ सं. 1 -15 16 - 20 21 - 30	पृष्ठ सं. 1- 6 21-23 32-34 42-44	1. सोने की चिड़िया 2. सीख 3. छोटे बच्चे 4. बर्थ डे 5. कबूतर
Formative Assessment -2 [July -August]	1. इ की मात्रा (दिन, पिन, गिन, हिरन, किताब, गिलास, तकिया, खटिया, पहिया, सितार, डाकिया, चिड़िया, गिटार, साइकिल) 2. ई की मात्रा (चील, बीन, दही, दादी, हाथी, चाबी, बकरी, मछली, तितली, पपीता, माली, कमीज, खीर, जीभ, थाली) 3. उ की मात्रा (चुप, सुन, पुल, तुम, सुबह, धनुष, गुलाब, कुटिया, चुहिया, बुलबुल, सुराही, साबुन, कछुआ, गुड़िया, मधु) 4. ऊ की मात्रा (फूल, चूहा, दूध, चाकू, आलू, मूली, सूरज, तराजू, कबूतर, तरबूज, अमरूद, भालू, झूला, खजूर,)	पृष्ठ सं. 31 - 34 35 - 43 44 - 51	पृष्ठ सं. 52-54 63-65	1. फलवाला 2. छोटे बच्चे 3. राखी
SEPTEMBER : FIRST SUMMATIVE ASSESSMENT -1 Syllabus : Portion covered from April to August				
SUMMATIVE ASSESSMENT - 2				
Formative Assessment -3 [Oct. -Nov.]	1. ए की मात्रा (सेब, पेड़, शेर, रेल, केला, टेला, मेला, करेला, सपेरा, जलेबी, खेत, भेड़, खेल, हवेली, लालटेन) 2. ऐ की मात्रा (सैर, पैर, थैला, पैसा, मैना, मैदा, कैदी, बैल, गैस, पैदल, मैदान, तैरना, सैनिक, लठैत, डकैत)			1. सड़क की बत्तियाँ 2. पाँच चिड़िया 3. तुम मुझे खा लो 4. नटखट बंदर

Month		शब्द अभ्यास	बाल माधुरी	कविता
	3. ओ की मात्रा (मोर, कोट, तोता, लोटा, मोची, गोभी, रोटी, ढोल, घोड़ा, कोयल, बोटल, समोसा, कटोरा, टोकरी)			1. हवा 2. हे माँ तुम्हें प्रणाम 3. मेरा परिवार
Formative Assessment-4 [Dec. -Jan.]	1. औ की मात्रा (पौधा, नौका, कौआ, बौना, लौकी, हथौड़ी, पकौड़ी, खिलौना, मौसम, चौकी, नौकर, तौलिया, चौराहा, कचौड़ी, दौड़) 2. अं की मात्रा (शंख, पंख, हंस, रंग, डंडा, झंडा, अंडा, कंधी, पतंग, घंटा, जंगल, बंदर, चंदन, अंगूर, लंगूर) 3. अः की मात्रा (छः, दुःख, अतः, नमः, पुनः, प्रातःकाल, शनैःशनैः)			
Feb.	Revision			
MARCH : SUMMATIVE ASSESSMENT - 2 Syllabus : Portion covered from October - January				

HINDI CONVERSATION

Books Recommended :

सत्र - 2012-2013

Summative - 1	<ol style="list-style-type: none"> 1. 5 फलों एवं फूलों के नाम 2. शरीर के विभिन्न अंगों के नाम 3. गिनती 1-20 4. अपना एवं माता, पिता का नाम 5. पालतू जानवरों के नाम
Summative - 2	<ol style="list-style-type: none"> 1. जंगली जानवरों के नाम 2. विद्यालय का नाम 3. देश का नाम 4. शहर का नाम 5. दस रंगों के नाम 6. गाय पर पाँच पंक्तियाँ 7. 10 पक्षियों के नाम

Mathematics

Books Recommended :

Kindergarten Mathematics

Session : 2012 - 2013

SUMMATIVE ASSESSMENT - 1		
Month	Kinder	Kindergarten Maths
Formative Assessment - 1 (April - June)	(1) Counting 1-100	Pg. 1-8 84-86 9-20
	(2) Number names - 1-20	
	(3) Backward 50-1	
Formative Assessment - 2 (July - August)	(1) Number names 31-50	Pg. 21-32 33-43 63-70
	(2) Backward counting 100-1	
	(3) Addition on lines	
	(4) What comes after, before, between	
	(5) Numerals 1-50	
September : First Summative Assessment - 1 Syllabus : Portion Covered from April - August		
SUMMATIVE ASSESSMENT - 2		
Formative Assessment - 3 (Oct - Nov.)	(1) Forward counting 101-150	Pg. 44-54 79-83
	(2) Number Names 51-80	
	(3) Subtraction	
	(4) Addition	
	(5) Numeral 1-80	
Formative Assessment - 4 (December - January)	(1) Numbers names 81-100	Pg. 55-62 71-78 87-89
	(2) Shapes	
	(3) Subtraction and Addition upto 10th place	
	(4) Weight	
	(5) Capacity	
	(6) Numerals 1-100	
	(7) Numbers names 1-100 (Revision)	
February	Revision	
March : Final Summative Assessment - 2 Syllabus : Portion covered from October - January		

SYLLABUS FOR MATHS ORAL

Session : 2012 - 2013

Summative - 1	(1) Counting 1-100 (Object) (2) Backward Counting 100-1 (3) Spelling of Numbers name
Summative - 2	(1) Identification of Shapes (2) Multiplication tables of 2,3,4,5 and 6

EVS

Books Recommended :

Integrated Activity Book

Session : 2012 - 2013

SUMMATIVE ASSESSMENT - 1		
Month		Integrated
<p>Formative Assessment - 1 (April - June)</p>	<p>(1) FRUITS : Name and Spelling (Apple, mango, orange, grapes, banana, pear, papaya, dates, plum, pine-apple)</p> <p>Oral :</p> <p>(i) Which fruit do you like most? (ii) Which fruit is called the king of fruits? (iii) Which fruit contains one seed? (iv) Which fruit contains few/many seeds.</p> <p>(2) VEGETABLES : Name and spelling (Potato, tomato, onion, brinjal, gourd, peas, turnip, beans, carrot, radish)</p> <p>Oral :</p> <p>(i) Which vegetables are used for making salad? (ii) Which vegetable is bitter? (iii) Which vegetable tastes hot?</p> <p>(3) FLOWERS : Name and spelling (rose, lily, lotus, jasmine, marigold, sunflower, pansy, poppy tulip, dahlia)</p> <p>Oral :</p> <p>(i) Which is our national flower? (ii) Which flower gives us oil for cooking? (iii) Which flower gives us scents?</p> <p>(4) DOMESTIC ANIMALS : (Cow, pig, sheep, horse, camel, goat, ass, ox)</p>	<p>Pg. 33</p>
<p>Formative Assessment - 2 (July - August)</p>	<p>(1) WILD ANIMALS : (fox, lion, tiger, bear, monkey, deer, wolf, elephant)</p> <p>Oral : Name the animals which -</p> <p>(i) carry our loads (ii) Which eats other animals. (iii) gives us milk (iv) jumps from tree to trees. (v) is our national animal. (iv) is called the king of jungle.</p>	<p>Pg. 39-40</p>

Month		Integrated
Formative Assessment - 2 (July - August)	(2) BIRDS : (owl, crow, duck, peacock, parrot, kite, pigeon, eagle, hen, sparrow) ORAL : (i) Which is our national bird? (ii) Which bird give us eggs? (iii) Which bird talks to you? (iv) Which bird swims in water? (v) Which bird is black in colour?	Pg . 44
	(3) FOOD WE EAT AND DRINK : (rice, dal, eggs, bread, chapati, fruits, vegetables, soup, milk, water, juice, tea)	Pg. 34
September : First Summative Assessment - 1		
Syllabus : Portion covered from April to August		
SUMMATIVE ASSESSMENT - 2		
Formative Assessment - 3 (Oct. - Nov.)	(1) BABIES OF ANIMALS : (lion, cow, hen, duck, horse, sheep, cat, goat, dog, pig)	Pg. 42-43
	(2) SEASONS : (Summer, rainy, winter, spring) Oral : (Q) Name the seasons in which we wear (a) cotton clothes, (b) woollen clothes (c) we use raincoat and umbrella (d) the flowers and crops bloom.	Pg. 72-74
	(3) MEANS OF TRANSPORT : (car, bus, van, ship, train, bicycle, auto, scooter, truck, aeroplane) Oral : (Q) Name the vehicle which (a) Moves on road. (b) flies in the air. (c) Move in water. (d) run on the rails.	Pg. 51-53
	(4) PARTS OF OUR BODY : (eyes, ears, nose, lips, neck, hands, legs, fingers, toes, head) Oral : (i) How many eyes do you have? (ii) Which parts of our body help us to hear? (iii) What do you do with your legs? (iv) What do you do with your nose? (v) How many fingers and toes do you have?	Pg. 3-4
Month		Integrated

<p>Formative Assessment - 4 (Dec. - Jan.)</p>	<p>(1) GOOD HABITS : (Any five) (2) HOURS OF THE DAY : (Morning, afternoon, evening, night) Oral : (i) How many hours are there in a day? (ii) When does the sun rise? (iii) When does the sun set? (iv) When do we take our breakfast/lunch/dinner? (3) THINGS IN THE SKY : (sun, moon, stars, clouds, rainbow) (4) HOMES OF THE ANIMALS : (lion, cow, hen, monkey, horse, snake, bee, rabbit, birds.) (5) FIVE USES OF WATER : (6) THREE USES OF AIR : (7) DIFFERENT ROOMS IN OUR HOUSE :</p>	<p>Pg. 41 Pg. 16-17 Pg. 5-7</p>
Feb.	Revision	
<p>March : Summative Assessment-2 Syll. Portion October - March</p>		

Drawing / Visual Art

Books Recommended :

1. Fun with Colours 'B'

Session : 2012 - 2013

SUMMATIVE ASSESSMENT - 1
<p>1. Playing with numbers 1-10. 2. Make caterpillar using Bindies/Finger printing 3. Make flower with pencil shreds. 4. Make Choc-O-Bar with Ice Cream Stick, thermocole and brown colour.</p>
SUMMATIVE ASSESSMENT - 2
<p>1. Paper Folding 2. Vegetable Printing 3. Cut and Paste - hut, tree, fish, boat, kite, flower. 4. Collage in geometric forms. 5. A scenary with a boat 6. A flower vase</p>

G. K. & English Conversation

Session : 2012 - 2013

SUMMATIVE ASSESSMENT - 1	
Formative Assessment - 1	<ol style="list-style-type: none"> 1. MYSELF – 1. What is your name ? 2. How old are you ? 3. What is your father's name ? 4. What is your mother's name ? 5. Who helps you with your studies at home? 7. Who is your best friend ? 2. MY FAMILY – 1. How many members are there in your family? 2. What is your home address ? 3. What is your contact number? 4. What does your mother do? 5. What does your father do? 3. MY SCHOOL – 1. In which school do you study ? What is the full form of D.A.V. ? 3. How do you come to school ? 4. What is your school timing ? 5. In which class do you study ? 6. How many students are there in your class ? 7. Who is your Principal ? 8. Who is your class teacher ?
Formative Assessment - 2	<ol style="list-style-type: none"> 4. WHY – 1. Why were you absent yesterday ? 2. Why haven't you done your home work ? 3. Why are you crying ? 4. Why are you late ? 5. Why you haven't eaten your tiffin ? 5. WHAT, WHEN – 1. What is morning meal, evening meal and afternoon meal known as ? 4. When is children's day celebrated ? 5. When is teacher's day celebrated ? 6. When is Independence day celebrated ? 7. When is Republic day celebrated ? 6. WHO, WHOSE – 1. Who are you ? 2. Who is he ? 3. Who is she ? 4. Whose bag, water bottle, pencil, eraser, sharpener etc. is this.
<p>Summative Assessment - 1</p> <p>Syllabus : Portion comprises Formative (1) and Formative (2)</p>	
SUMMATIVE ASSESSMENT - 2	
Formative Assessment - 3	<ol style="list-style-type: none"> 1. GREAT PERSONALITIES – 1. What is full name of Chacha Nehru ? 2. When is his birthday ? 3. What is Mahatma Gandhi known as ? 4. When is his birthday celebrated ? 5. Who was Maharishi Dayananda? 6. Who was known as Netaji ? 2. Three sentences on Dusshera, Diwali and Id
Formative Assessment - 4	<ol style="list-style-type: none"> 1. THREE SENTENCES ON CHRISTMAS, HOLI, DEEPAWALI 2. PICTURE READING - Garden, School, House, 3. To say few lines on given object like ball, apple, pencil, water bottle etc.
<p>Summative Assessment - 2</p> <p>Syllabus : Portion comprises Formative Assessment (3) and (4)</p>	



English Projects (Must be done in Scrap Book)

FA I	Paste pictures of 5 a, e, i, o, u sound words.
FA II	1. Stick objects (match sticks/ Tooth Picks/ Ice Cream sticks / coloured papers/straw) to give the concept of one and many. 2. Paste pictures to show near and distant objects [This/That]
FA III	1. Paste different coloured glazed paper cutting to give the concept of colours. 2. Paste pictures of 5 objects which are red/blue/green/yellow/black/white/orange in colour
FA IV	Paste pictures to differentiate between opposites Yes-No, in-out, fat-thin, sweet-sour, laugh-cry, long-short, tall-short, big-small, happy-sad, black-white.

Hindi Projects (Must be done in Scrap Book)

FA I	पाँच 'आ' की मात्रा वाले शब्दों के चित्र लगाओ।
FA II	पाँच 'इ', 'ई', 'उ', 'ऊ' की मात्रा वाले शब्दों के चित्र लगाओ।
FA III	पाँच 'ए', 'ऐ', 'ओ', 'औ' की मात्रा वाले शब्दों के चित्र लगाओ।
FA IV	पाँच 'अ' की मात्रा वाले शब्दों के चित्र लगाओ।

Maths Projects (Must be done in Scrap Book)

FA I	1. Fill in the missing numbers. Eg.  (Refer to Pg. 67 of Kindergarten Mathematics). 2. Join the dots to complete the picture (Refer to Pg. No. 27, 83)
FA II	1. Count and write (Eg. Bindi, match sticks, mirrors etc.) 2. Count and add (Refer to Pg. 34-38)
FA III	1. Subtract - stick 6 bindies on one side. Put the sign '-' and stick 3 more bindies. Use a pencil to put a cross sign (x) on three bindies. Count and write the remaining bindies. 2. Paste pictures of 5 balls, write the number and write the number names. Eg.  → 5 → Five
FA IV	1. Draw and colour different shapes. Circle, square, rectangle, triangle, sphere, cone, cube, cuboids. 2. Draw and colour 5 objects that are circle, square, rectangle, triangle, sphere, cone, cube, cuboid in shape.

EVS Project (Must be done in Scrap Book)

FA I	1. Stick the pictures of 5 fruits and vegetables. 2. Stick the pictures of vegetables used for making salad. 3. Stick the pictures of 5 flowers.
-------------	--

FA II	<p>1. Paste the pictures of</p> <p>a. National animal</p> <p>b. Milk giving animals</p> <p>c. Wild animals</p> <p>d. Birds</p> <p>e. Food we eat and drink</p>
FA III	<p>1. Paste the pictures of things we use in the four seasons.</p> <p>2. Stick the pictures of Means of Transport.</p> <p>3. Different parts of our body.</p>
FA IV	<p>1. Paste pictures of Morning, Afternoon, Evening and Night.</p> <p>2. Draw and colour things you see in the Night sky.</p> <p>3. Paste pictures of different rooms in our house.</p>

Activities

SUMMATIVE ASSESSMENT - I	
1.	<p>Name of the activity : Shivaji Says</p> <p>Make all the children stand in a semi-circle. The teacher should give clear instructions which children should follow only if she starts with the words. "Shivaji says ... "for example. "Shivaji says touch your hair". Children should touch their hair. Whenever the words "Shivaji says' are omitted, children are not supposed to carry out that activity : if they do they are considered 'out'.</p>
2.	<p>Name of the activity : Guess the Riddles</p> <p>Make all the children sit in a semi-circle. The teacher initiates the activity by asking a riddle. For example : "My colour is green, my beak is red. I say 'tai-tai' tell me who am I?" If the children are unable to answer then the teacher can give clues. Children can also be encouraged to make up their own riddles and ask everyone.</p>
3.	<p>Name of the activity : What is Missing?</p> <p>Keep the objects like a leaf, pencil, twig, pebbles etc. in a tray. Make the children sit in a semi-circle. Call children one by one keep the tray in front of the child. Ask her/his to name each object. Then ask the child to close her/his eyes and remove any one object. Ask the child to open her/his eyes and name the missing objects.</p>
4.	<p>Name of the Activity : See what Dissolves</p> <p><i>Material required</i></p> <p>Salt, sugar, mud, pebbles, sand, flower, 5-6 glasses of water, spoons etc.</p> <p><i>How to Organise</i></p> <p>Divide the children into two groups. Make one group sit in a semi-circle while the other groups are engaged in another activity. Take 5-6 glasses of water. Mix any one of the above mentioned materials in the water. For example, salt and stir it till it dissolves. Let the children observe this. Similarly, mix all the things one by one in separate glasses and see which ones dissolves. Call the children one by one to name things that dissolve and those, do not dissolve</p>

5.	<p>Name of the Activity : Repeat and Add</p> <p>Make the children sit in a circle. Let one child start the game by saying – "I went to the market and bought an apple". The next child should say – "I went to the market and bought an apple and a banana". The third child says, "I went to the market and bought an apple, a banana and a mango.</p>
SUMMATIVE ASSESSMENT - II	
1.	<p>Name of the Activity : Show and Tell</p> <p><i>Material required</i></p> <p>Various objects like leaf, ball, any toy etc.</p> <p>Make all the children sit in a semi-circle. The child carrying out the activity should stand facing the children. Ask one child performing the activity to select any object from the environment e.g. leaf. stone, etc. and talk about it. Children can also be asked to bring any object of their choice.</p>
2.	<p>Name of the Activity : Picture Reading</p> <p>Make all the children sit in a semi-circle. The teacher sits at a slightly higher level facing the children. The teacher should make sure that each and every child can see the picture chart. Show a picture chart or a picture from a book to the children and ask them questions related to the picture, for example, what is this? What is it used for? Where is she/he going/doing etc.</p>
3.	<p>Name the Activity : Complete the Sentences</p> <p>Make all the children sit in a semi-circle. The teacher begins the activity by starting a sentence. For example "I went to..." Each child then has to complete this sentence for example. "I went to school" or "I went to the market."</p>
4.	<p>Name of the Activity : Conversation</p> <p>Make all the children sit close to the teacher but the teacher sits at a slightly higher level than the children. This activity can be theme based. For example, if the theme is animals, then the teacher should encourage the children to share their knowledge about animals, their habits, habitats, sounds, etc.</p>
5.	<p>Name of the Activity : Story Making</p> <p>Make all the children sit in a semi-circle. The teacher starts the story by giving the starting sentences for example, "once there was a parrot and a rat". Then each child should be given a chance to add something more to the story for example. "They both were good friends". Children may give varied responses like "they live in a jungle" ... or "Once the parrot was caught by a hunter" etc. Every child's response will help to extend the story further. The teacher will have to guide them often.</p>


Play With Numbers



1



2




3


4




5




6




7



8



9



10