

NID (UG & PG) TEST PAPERS



NID (UG) Paper No.: 1

Student Name _____

Date _____

Centre _____

Total marks: - 50

Time: - 1 ½ hrs.

You may write either in English or in Hindi

- 1.1 Draw an adult human figure in any relevant posture in proportion to the computer table draw below. 8



Student Name _____


Date _____

Centre _____


NID (UG) Paper No.: 1 (2)

Q Select the most appropriate word from the list for each visual given below and write that word under each visual. 7

- | | | | | | | |
|-------------|-----------------|-----------|-----------|-----------|--------------|----------|
| Company | Subtract | Religion | Stop | Exception | Cross-rocket | Tunnel |
| Peak | Parallel | Woman | Dots | Cricket | Emptiness | Save |
| Cut | Family Planning | Precision | God | Time | Quality | Male |
| Tennis Ball | Growth | Dart | Open | Dent | Red Cross | Balance |
| Target | Stripes | Institute | Direction | Anchor | Diary | Inverted |
| Vector | Yin Yang | Uphill | Maze | Value | Victory | Cage |



- 2.1 Draw from you memory any one of the object listed below giving necessary details 6
- Toothpaste Tube
 - Cricket Bat
 - Mineral Water Bottle
- 2.2 Study and analyze the object you have draw under 2.1 above from the point of view of its (i) Function/Use (ii) Material and (iii) No of parts. This is to be done in the form of 3-dimensional drawings / sketches and description. 6
- 3.1 You are given an object. Give five different uses of the given object. You can imagine the given object in any material of your choice. You may use the object any number of times for the suggested use. Convey your ideas through sketches and descriptions.(pair of scissors – object) 10
- 3.2 Imagine that the given object is enlarged fifty times. Suggest five different possible uses of the enlarged object through sketches and descriptions. 10
- 3.3 Make a poster to advertise the object for any one of the uses you have mentioned earlier in question No. 3.1 above 10





Student Name _____

Date _____

Centre _____

NID (UG) Paper No.: 1 (2)

- 2.2
- Illustrate any six of the following pairs of opposites in the given size frames to bring out their difference clearly.
 - Use only line drawing with black pencil and mention selected pair below the box.
 - Safety X Danger
 - Fragile X Sturdy
 - Growth X Decline
 - Hierarchy X Equal
 - Local X Global
 - Happy X Sad
 - Traditional X Modern
 - Private X Public
 - Future X Past



NID (UG) Paper No.: 1 (3)

Student Name _____

Date _____

Centre _____

Total marks: - 25

Time: - 1 ½ hrs.

You are provided with a set of coloured papers and two sheets of white paper, one with a grid and the other with only an outer line.

3.A Exercise on grid paper

Select a theme from the list given below. Use the coloured papers to make a composition which in your view gives the feeling of the theme you have selected. You can use as many colors as you like.

- i) Do not cut, fold or tear the coloured squares.
- ii) There should be no overlapping.
- iii) No square in the grid should be left blank.
- iv) Please indicate clearly the theme selected by you.

1. Summer

2. Monsoon

3. Happiness

4. Depression

5. Zoo

6. Festival

3.B Exercise on the paper with outer line only.


Using the same theme selected by you in the exercise 3.A make a composition which gives the feeling of the theme. You can use as many colors as you like in your composition.

- Do not cut or tear the colour squares but you can overlap or fold in any way you like.
- Write overleaf in about 100 words your interpretation of the colours and forms used to convey the theme selected by you. You may write either in English or in Hindi.

6.3A

Nov							Nov

3B.





NID (PG) Paper No.: 1

Student Name _____

Date _____

Centre _____

Test 1 (Common to All Students)

1.1 A) Draw a human figure proportionate to a ladder extended to the II floor. OR

Draw a man seating on a stool beside the door.

1.2 (product/ Transportation Design Students)

Design a portable display board Explain your ideas with proper drawing and words. Also suggest its use in different sectors.

1.3 (Animation Design Students)

Draw a shoe and a sleeper fighting each other for turn to go out. Draw the sequence of their conversation in five steps. Also write their dialogs.

1.4 (Communication Design)

Using your palm in a graphic form create at least three different communication signs. Explain your concepts by using appropriate illustrations, words.