



CHAPTER 3

GUIDELINES FOR GCET-2012

3.1 GENERAL RULES

1. **The applicants should read the Brochure carefully before doing online registration.**
2. Information about various Institutions/Colleges/University departments is compiled based on the information provided by the respective Institutions/Colleges/University departments. For further information and clarifications, the candidate is advised to contact the respective Institutions/Colleges/University departments.
3. The Admission Committee allots seats to the candidates who have qualified in the GCET 2012 based on their merit position, but the final admission will be confirmed only by the respective University.
4. The medium of instruction for MBA/MCA in all the Universities of the State is English.
5. Any change or modification of the rules/guidelines/instructions given in this bulletin and Government Resolution and / or Government Act relating to GCET-2012 shall be binding on all concerned.
6. The final eligibility will be checked / decided at the time of allotment of seats by Admission Committee and at the time of giving admission by the respective Institute/University. **Registration of the candidate or appearance in the Entrance Test does not confirm eligibility of the candidate.**
7. The candidate will also have to deposit the original documents with the GCET Committee, if the allotted seat is accepted. The candidates, therefore, should keep sufficient number of attested copies of these documents for their use for other purposes, as the original documents deposited will be returned only after about six months through the institute where the admission is taken and the same cannot be returned to any candidate in the interim period for any other purpose.
8. In case of any dispute arising out of the interpretation of any provision of the Government notification governing the GCET 2012, the final decision in all such cases shall be of the Education Department, Government of Gujarat.
9. As the allotment of students to different institutes will be made strictly on the basis of merit, seats available and the choice of the candidate, there will be no mutual exchange of students/transfer of students between different institutes after the final reshuffling-round and during the entire course of study as such an exercise will result in distortion of merit and nullify the entire purpose of centralized admission.
10. In case, due to unavoidable/unforeseen circumstances, if it becomes necessary to make any change in the above schedule, the same will be notified on the GCET-2012 link of the website <http://www.gtu.ac.in> and on the notice boards of help centers. **The candidates, therefore, are requested to see the GTU website/notice boards of the help centers periodically. No personal / postal communication will be made in this regard.**
11. Any dispute arising out the GCET-2012 admission process shall be within the jurisdiction of the courts in Ahmedabad.



3.2 Guidelines for Online Registration of GCET-2012

1. All information related to computer based test and Web based counseling will be displayed on the website <http://www.gtu.ac.in>, candidates are advised to visit the same regularly to know the latest updates.
2. To participate in online GCET-11 activities, it is mandatory for every candidate to register himself/herself through the link on the website <http://www.gtu.ac.in> as per the counseling schedule.
3. Candidates can register themselves from anywhere through internet link provided on the above mentioned website only.
4. Call centre: In case of any basic query GTU has established a call centre on the number **(079) 26855444**.
5. Registration: Candidate has to purchase the brochure from the counter of any of the designated branches of Punjab National Bank by paying necessary charges. The brochure comes with User – ID, PIN and Password in an envelope.

Through this User – ID, PIN and password candidate has to complete the application form on the website. If Candidate is having difficulty to register online on his/her own, he/she can send email on the address gcet_gtu@gtu.edu.in or contact the Central Control Room at GTU, Ahmedabad.

- **Candidates are advised in their own interest to keep above user-Id, PIN and password confidential till the admission process is over, to avoid misuse by another candidate, for which GTU shall not be responsible.**
 - **Candidate has to fill all the relevant details very carefully, there is provision of edit and submit button, candidate can edit his application form details as many time as his/her wish, however once the candidate submits the same, no further change shall be permitted.**
 - **Candidates are advised to save their registration form.**
 - **Candidate has to contact central control room, GTU, Ahmedabad for any change required in non editable field with relevant supportive documents.**
6. Registration Acknowledgement: Candidate has to report to the nearest Help Centre along with duly signed application form and photo copy of required documents to get registration acknowledgement slip.
 7. Forgot/ Change Password: **Use PIN to change/generate new password.**
 8. In case if you misplace your USER ID, PIN, PASSWORD sticker, the same shall be allotted by paying Rs.50/- as an administrative charge.

3.3 Instructions for filling Application Form online for Registration

After obtaining User- ID, PIN and Password along with the brochure from the counter of any of the designated branches of Punjab National Bank, for registration candidate will go to GTU website www.gtu.ac.in and will click on the link provided for GCET registration. Once they enter into the application form, they have to fill following details. **(Details marked with * are compulsory.)**



Figure 3.1

1. Candidate has to enter his/her user ID and password to login as shown in figure 3.1.

Figure 3.2

2. After Entering User ID and Password, the instruction for registration (**Figure 3.2**) will display on the screen of computer. Candidate has to read instruction carefully, then required to click on continue button. After continuing, the screen as shown in **figure 3.3** appears. At the top, the tab for mock test appears. By clicking on the tab Mock Test, the screen as shown in **figure 3.4** appears which allows the sample test to the registering candidate. If candidate wants to give sample test, he can, otherwise he can click on the Next button and can continue the registration process. By clicking on next button, the screen for personal detail as shown in **figure 3.5** will appears.



User ID - MBA0000422

Gujarat Technological University, Ahmedabad

Tuesday, May 8, 2012 | [Change Password](#) | [Sign out](#)

[Home](#) [Registration](#) [Mock Test](#)

Do you want to take sample Test ? [Click Here](#)

Continue

Figure3.3

GCET - 2012 - Sample Test

Examinee Id: MBA003075 Time Left: 00:21:13
 Examinee Name: Mr. Shah
 Examination: MBA_BATCH1
 Date: 14-May-2012
 Duration: 90 minutes

Summary

Total Questions : 90
 Total attempted : 1
 Total Bookmarked : 0
 Total Not Attempted : 89

01	02	03	04	05
06	07	08	09	10
11	12	13	14	15
16	17	18	19	20
21	22	23	24	25
26	27	28	29	30
31	32	33	34	35
36	37	38	39	40
41	42	43	44	45
46	47	48	49	50
51	52	53	54	55
56	57	58	59	60
61	62	63	64	65
66	67	68	69	70
71	72	73	74	75
76	77	78	79	80
81	82	83	84	85
86	87	88	89	90

Attempted
 Not Attempted
 Attempted and bookmarked
 Not Attempted and bookmarked

Section 1 - English

Question No. 1 **Bookmark this Question**
4.0 Marks

SINGULAR


- Nearby
- Ordinary
- Wide
- Modern

Next >

Figure3.4



Name of the candidate should be filled strictly as per the H.S.C. Marksheet. Be careful while entering the name. Any change in name is not entertained lateron. Date of birth should be entered as per dd, mm and yyyy format. Appropriate nationality should be entered. Gender should be selected as male or Female as shown in **figure 3.5**.


User ID - MBA00000422
Gujarat Technological University, Ahmedabad
Tuesday, May 8, 2012 | [Change Password](#) | [Sign out](#)

[Home](#) [Registration](#)
[Registration Details](#) | [Upload Image](#) | [Print](#)

User ID - MBA00000422

Discipline - MBA

Note: Fields Marked with * are compulsory.

[Click here to read the instructions again](#)

Personal Details




Name *		(Maximum 80 Characters)
(As per HSC Marksheet)		
Date of Birth *		
Nationality *	Indian	
Gender *	Select Gender	

Figure 3.5

3. If permanent address (**Figure-3.6**) is different from Communication Address (**Figure 3.7**) it should be mentioned along with City, Taluka, District, State and Pin code.

Permanent Address *





Country *	INDIA 
State *	--Select State-- 
Union Territory	--Select Union Territory-- 
Taluka *	
District *	--Select District-- 
City / Town *	
Pincode *	

Figure 3.6



Communication Address *

Same as Permanent Address

Country *
INDIA

State *
--Select State--

Union Territory
--Select Union Territory--

Taluka *

District *
--Select District--

City / Town *

Pincode *

Figure 3.7

Email Id _____

Mobile Number _____

Phone Number _____ - _____ - _____

Figure 3.8

4. E-mail id, 10 digit mobile number, phone number with STD code should be mentioned. It is advisable to provide at least one contact phone number as shown in **Figure3.8**.

Category Information

Select Category

If category is not OPEN Name of the Certificate issuing authority _____

Are you Physically Handicapped?
 Yes No

Percentage of Disability

Do you belong to BPL (Below Poverty Line) card holding family? *
 Yes No

Figure 3.9

5. Appropriate OPEN / SC / ST / SEBC / DS category should be selected. In case of category other than OPEN please also specify the authority issuing the respective certificate. Candidates belonging to defense category should select DS. Physically handicapped candidate should select Yes at the option button provided. In case of physically handicapped, candidate has to mention percentage of disability (**Figure3.9**) based on Civil Surgeon Certificate. If candidate belongs to BPL (Below Poverty Line) family then he/she has to click on “**Yes**” option, otherwise “**No**”.



Education Details

Is your bachelor's Degree under minimum of 10+2+3 10+2+4 10+3+3

Bachelor's Degree *

If Other, Please Specify

Result of Graduation * Awaited Declared

Graduation from University * Outside Gujarat State Within Gujarat State

12th Std. (HSC) School located * Outside Gujarat State Within Gujarat State

Are you a Kashmiri Migrant * No Yes

Examination	Year of Passing	University / Institute	Grand Total Marks			SPI	CPI
			Obtained	Out Of	Percentage		
S.S.C / 10 th	<input type="text" value="Select Year"/>	<input type="text"/>	<input type="text" value="0"/>	<input type="text" value="0"/>	<input type="text" value="0.0"/>		
H.S.C / 12 th	<input type="text" value="Select Year"/>	<input type="text"/>	<input type="text" value="0"/>	<input type="text" value="0"/>	<input type="text" value="0.0"/>		
Graduation	<input type="text" value="Select Year"/>	<input type="text"/>	<input type="text" value="0"/>	<input type="text" value="0"/>	<input type="text" value="0.0"/>	<input type="text" value="0"/>	<input type="text" value="0"/>
Incase of SPI and CPI, mention base information			<input type="text" value="--Select--"/>				

Figure 3.10

6. Candidates shall click an appropriate button against, 10 + 2 + 3 or 10+3+3 or 10 + 2 + 4 pattern. Bachelor's degree should be selected from the drop down menu. If your bachelors' degree is other than those appearing in dropdown menu, then specify your bachelor's degree in the text box. If your result of graduation is declared, select declared otherwise select awaited. Appropriate radio button should be selected for the place of graduation within or outside Gujarat state as well as for HSC details. If candidate is a Kashmiri migrant Yes should be selected otherwise No should be selected. Mention the year of passing, University/Institute/Board, Grand total marks obtained, out of (maximum marks) for S.S.C., H.S.C. and graduation. In case where Graduation Degree is awarded on the basis of grades, overall Cumulative Performance Index (CPI) as well as its base (out of 4 or 6 or 10 etc) should be mentioned (Figure3.10).

Help Centre Name

Figure 3.11

7. Fill the name of help centre, where candidate want to report (Figure3.11).
8. To upload the photo, click on the Browse button, and select the photo from the folder where it is saved. Photograph should not be older than six months. The maximum size of the photograph to be uploaded, should not more than 30 kb and only in .jpg or .gif format (Figure 3.12).

NOTE: The screenshots shown in this chapter are indicative only. The actual screen layout might be similar but may not be the same as shown.



Photograph Upload

User ID	MBA00000422
Name	Shankar Bhanushali
Gender	Male
Date of Birth	01-Aug-1984
Image	<input type="text"/> <input type="button" value="Browse..."/>
	<input type="button" value="Upload"/>
Note: The Maximum File size is 30Kb and only .jpg or .gif images are accepted	
Please upload recent photograph, not older than six months	

Figure 3.12

8. Declaration: I hereby declare that the particular furnished in this application form are correct to the best of my knowledge and understanding. I have verified my eligibility to apply against the category to which I am entitled. In case of incomplete information, I understand that my candidature is likely to be cancelled and in case any information furnished in the form is found to be incorrect or false, at any stage, my candidature/admission shall be cancelled. I further declare that I shall abide the provisions of the Act of rules made there under or any directions / Instruction of the admission Committee. jm

Are you Sure?? ✕

Figure 3.13

9. Check the box for agreeing terms and conditions. Press submit after filling the information. Don't submit the form unless you are sure of correctness of the details. **After Confirm button is pressed, submit button is required to be pressed. Once submit button is pressed, you cannot edit the details** (Figure 3.13).
10. After Save and submit button is clicked, take a print out of your registration form. This registration form is to be submitted at the help center along with all the necessary documents duly attested.
11. The registration process will be considered to be completed **if and only if** the attested documents along with the copy of the registration forms are to be submitted at the help center.
12. After submission, the candidate has to collect the registration acknowledgement slip from help center. Only then will the candidate be eligible for participating in GCET-2012 exam and the admission process thereafter.
13. In case of any deficiency on the part of candidate in filling up the registration form or non submission of any of the required documents etc., a deficiency report will be generated by the officer at the help center. All the deficiencies mentioned in that report will have to be resolved by the candidate before the registration period is over.

NOTE: The screenshots shown in this chapter are indicative only. The actual screen layout might be similar but may not be the same as shown.



3.4 General Policies and Guidelines for the Test

1. No eating or drinking is allowed during the exam. Consumption of tobacco or alcoholic products is strictly prohibited.
2. No electronic devices (including calculators and mobile phones) are permitted. Any device having a QWERTY keypad arrangement similar to a typewriter or keyboard is prohibited. Devices with communication capabilities are prohibited. These include but are not limited to cameras; cell phones; handheld, laptop, and palmtop computers; organizers; pagers; PDAs; radios; headsets; walkmans; calculator watches; electronic dictionaries; electronic translators; and recorders.
3. No candidate will be allowed to go outside the examination hall till the completion of the entire duration of time.
4. Wallets (or purses) and medically necessary or personal items are permitted in the testing room but must remain in candidates' pockets or on the computer desk when not in use.
5. No study materials (textbooks and notes) are permitted.
6. Candidates must be under direct observation of the exam proctor at all times during the testing period.
7. Candidates should be seated so they are spaced adequately to prevent seeing of other participants' monitors. Each candidate is given a seat with a computer. Candidates must find out and occupy their allotted seats at least 15 minutes before the commencement of the test.
8. Cheating of any kind, collaboration, copying, talking (even to oneself) and other disruptive behavior during a test is strictly prohibited. Cheating includes but is not limited to: consulting textbooks or notes, discussing or reviewing any items on the test with anyone else during the test period, and talking to other candidates. Impersonating, or attempting to impersonate another candidate, or allowing another person to take the test on one's behalf also constitutes cheating.

3.5 About Entrance Test:

1. GCET – 2012 is computer based test which will be taken on the intranet of the test centre.
2. All rough work will be done on the papers supplied in the test center. No papers should be taken to the test hall for this purpose. After the test is completed please leave the rough sheet on your desk.
3. Two tests will be taken at different centers across the state during
Phase-I : 14th June 2012 to 16th June 2012 (Three Sessions per day) and
Phase-II: 18th June 2012 to 20th June 2012 (Three Session per Day).
For the 1st phase, 17 June 2012 and for 2nd phase, 21st June 2012 are spare days.
4. Any candidate can appear once in each phase. So he/she will be given maximum two chance in two different phases. Best of two scores (overall) will be considered for the merit.
5. Every day there will be three different sessions at each centre.
6. No candidates will be permitted without the hall tickets.
7. The candidate should not mutilate the e-hall ticket or change any entry made therein after it has been authenticated and received by them. The e-hall ticket is not transferable to any other person. Impersonation is a legally punishable offence.
8. Hall ticket is an important document should be preserved till counseling.
9. In the rare or unlikely event of technical failure during the test, the candidate may be required to attempt for the test again. (See Annexure XIII)



10. Candidates should arrive as per the reporting time mentioned in their Hall ticket. There will be a pre-test process and an onsite orientation prior to the start of the test.
11. There is no waiting facility for family or friends at the test center.
12. Candidates must sign the attendance sheet in the presence of the invigilator. The invigilator will also put his/her signature in the place provided in the Hall ticket.
13. First batch will start at 9.00 am, second batch at 1.00 pm and third at 5.00 pm. These are actual test timings. **(Reporting is one hour prior to that).** So, candidates are required to report at 8:00 am for Batch-1, 12:00 noon for Batch-2 and 4:00 pm for Batch-3.
14. Students can select city, test centre and batch-slot for the test on first come first basis on Internet using same user id and password from 01 / 06 / 2012 to 11 / 06 / 2012 till 6:00 pm.
15. Exam Hall tickets will be automatically generated and student has to take a print of the same before going to test centre.
16. Without valid **Exam Hall ticket** and any **one of the following document in original**, no student will be allowed to take a test at test centre.
 - a. **Driving License**
 - b. **Passport**
 - c. **Voter's Card issued by election commission.**
 - d. **Photo I-Card issued by last educational institute attended.**
 - e. **Income Tax PAN card.**
17. The Test will include questions on English language skills, Quantitative aptitude and Analytical, reasoning and general knowledge.
18. All the above aspects will follow the pattern of CAT, MAT, GMAT, CMAT, GRE etc.
19. The Entrance Test will contain 100 multiple choice questions and the duration of the test is 80 minutes. No. of questions and maximum allotted time for different sections will be as per following table :

First Section		No. of Questions	Total Questions	Time Duration
1.	English Language Skill	20	80	64 minutes
2.	Quantitative Aptitude	30		
3.	Analytic and Logical Reasoning	30		
Second Section				
1.	Analytical and Logical Reasoning	10	20	16 minutes
2.	Quantitative Aptitude	10		

20. Candidate has to start with first section and after its submission or maximum time duration (64 minutes) is over, he/she can start second section. Time saved in first section shall not be carry forwarded to second section.
21. Test questions will be arranged randomly.
22. The weightage is **FOUR** marks for correct answer and **ONE** mark will be deducted from the score for each wrong answer.



23. Student will immediately get the score at the end of the test.

24. Final merit list will be prepared as per the guidelines given in the chapter of Admission Process.

Candidates seeking admission for MBA and MCA both courses (MBC Registration) will have to take third section. The third section will be of 20 additional questions with time duration of 16 minutes.

3.6 Screen Shots of the Online Test

Sequential model screen shots are given below for the online test. Time remaining for the test appears on top right. Question number appears on the left most columns. The screens are self-explanatory.



Figure 3.14

1. Before starting the test at test centre, candidate has to wait for the allocation of terminal for the test.
2. After the terminal is allocated to the candidate, the screen as shown in figure-3.15 will appear with name and photograph of the candidate. Candidate has to wait till Administrator starts the test.



Figure 3.15

NOTE: The screenshots shown in this chapter are indicative only. The actual screen layout might be similar but may not be the same as shown.

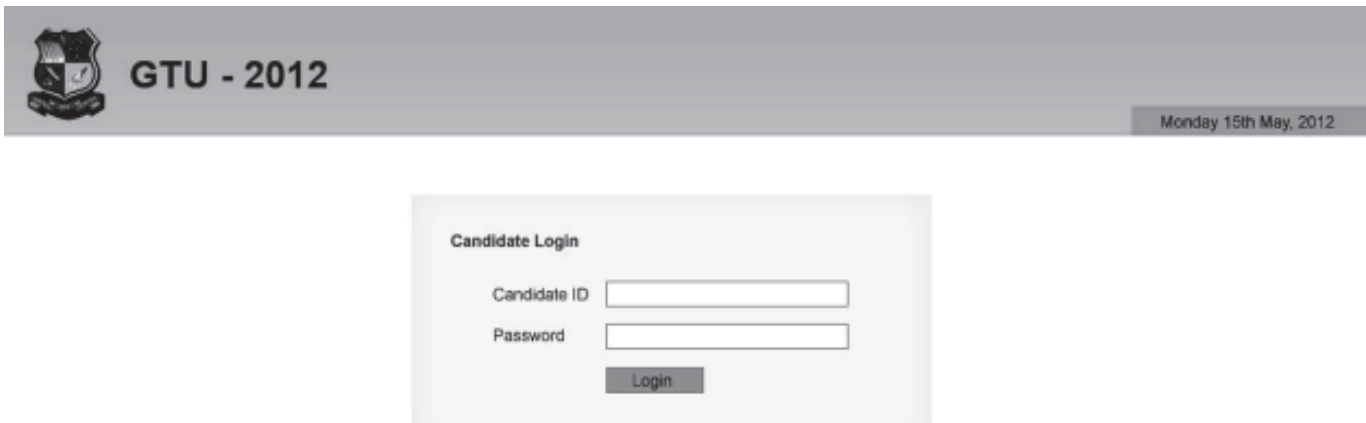


Figure 3.16

3. As the administrator starts the test, the login screen to the test will appear on the terminal allocated to the candidate (Figure 3.16). The candidate has to enter his ID and Password.
4. After doing so, the candidate test screen (Figure 3.17) will appear. If the name, photograph and module of the test are correct, then press continue and the instruction screen (Figure 3.18) will appear. If do not match, candidate has to contact the test administrator at the test centre. Candidate has to read instruction carefully and then click on the **Start Exam** button.

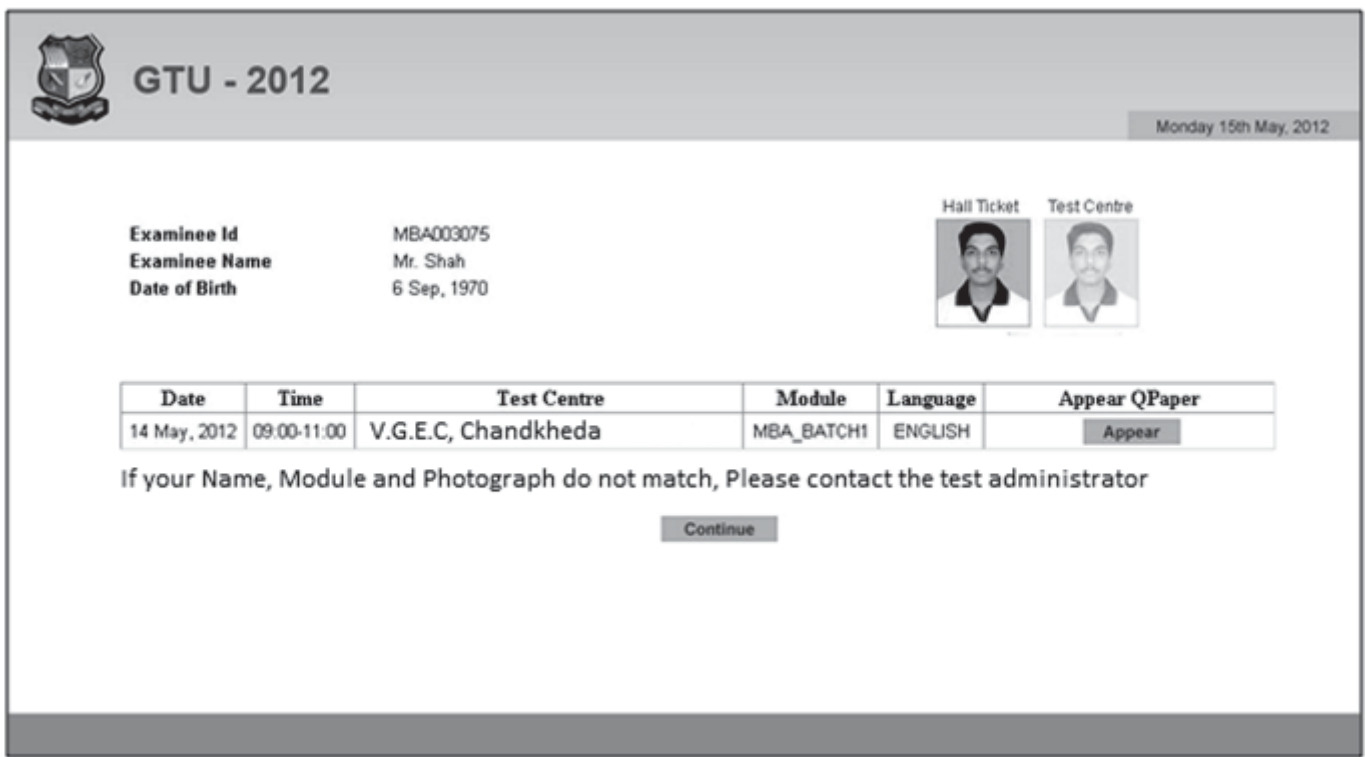



Figure 3.17





GTU - 2012

Monday 15th May, 2012

GCET 2012 - MBA

About Question Papers:

- Only one Question will be displayed on the computer screen at a time. For moving to the next/ previous question, click on "Next"/ "Previous" button at the bottom of the screen.
- The Question Paper consists of objective type questions as follows:

Test	Name of the Test	No. of Qs.	Time
I	Section 1	80	Composite time of 80 Minutes for both the tests together
II	Section 2	20	
TOTAL :::::		100	

- Answers to all the 100 questions are to be marked in a composite time of 80 minutes.
- The questions can be answered in any order you like to.
- Each question will have 4 alternatives, out of which only one will be the correct answer.
- Each question will be of 4 marks only.
- There is negative 1 mark for wrong answer

About answering the questions:

- The candidates are requested to follow the instructions of the "Test Administrator" carefully. If any candidate does not follow the instructions / rules, it would be treated as a case of misconduct / adoption of unfair means and such a candidate would be liable for debarment from appearing at the examinations for a period as decided by the competent authority.

Candidates can be debarred/disqualified for any of the following malpractices:

- Creating a disturbance.
- Attempting to take the examination for someone else - Impersonation.
- Giving or receiving assistance of any kind.
- Attempting to tamper with the operation of the computer or meddling with system.
- Leaving the test center without permission from test administrator.
- Using prohibited aids, items not allowed, such as:
 - Cell phones, Pieces of Paper, Electronic diaries, Calculator, Compasses, Protractors, Rulers, Watch alarms, Listening devices and recording or photographic devices.
- Attempting to remove examination questions and/or responses (in any format) from the examination center.
- Failing to follow test administrators direction.
- Manhandling of Invigilators & Test Center Staff.

The test administrator is authorized to dismiss candidate/s from the examination center for any misconduct by the candidates.

- The candidates may ask the Test Administrator their doubts or questions only before the commencement of the test. No query shall be entertained after the commencement of the examination.
- The candidate must "Mouse-click" the alternative he feels correct. The said alternative shall be treated as the answer given by the candidate for the question
- The questions may be answered in any order within the given time. The candidates can make changes in their choice of alternative only before clicking the "Submit" button. To move back and forth between the questions candidates can use the "Next"/ "Previous" button. To recheck the answers, after attempting all the questions, click on the "Back" button.
- Candidate can switch to any of the question at a mouse click on summary panel shown at the bottom of the exam screens. For e.g.: Attempted question, Not attempted question, Attempted and bookmarked, Not attempted and bookmarked

ROUGH SHEET:

The Test Administrator provides the candidates with a ROUGH SHEET before the examination begins.

About the Preview and Submission:

- The answers are saved whenever the candidate navigates i.e., by clicking on "Next"/ "Previous" button.
- After all questions are attempted to the candidate's satisfaction, the candidate must click on "Submit" button at the bottom of the question paper to submit the questions.
- The candidates can make changes in their choice of alternative only before clicking the "Submit" button. To move back and forth between the questions candidates can use the "Next"/ "Previous" button. To recheck the answers, click on the question no.
- Submit button will be displayed on screen at the last question
- After the expiry of 80 minutes, the candidates will not be able to attempt any question or check their answers. The answers of the candidate would be saved automatically by the computer system even if he has not clicked the "Submit" button.
- After submitting the test you have to give your feedback. After filling the feedback the scores will be displayed. You will get the printed mark sheet at the end of the test

Start Exam

Figure 3.18

NOTE: The screenshots shown in this chapter are indicative only. The actual screen layout might be similar but may not be the same as shown.



GTU - 2012

Monday 10th May, 2012

Gujarat online entrance examination for MCA has three types of Questions as given by below:

Analytical & Logical reasoning	30
Quantitative	30
English / Verbal	20

Start The Test

Figure 3.19

5. After this, the Session -1 start page will appear on the screen (Figure-3.19) and then candidate has to click on **start the test**.

GTU - 2012

Examinee Id	MBA003075	Time Left	00:21:13
Examinee Name	Mr. Shah	Hall Ticket	
Examination	MBA_BATCH1	Test Centre	
Date	14-May-2012		
Duration	90 minutes		

Summary

Total Questions : **100**

Total attempted : **1**

Total Bookmarked : **0**

Total Not Attempted **99**

01	02	03	04	05
06	07	08	09	10
11	12	13	14	15
16	17	18	19	20
21	22	23	24	25
26	27	28	29	30
31	32	33	34	35
36	37	38	39	40
41	42	43	44	45
46	47	48	49	50
51	52	53	54	55
56	57	58	59	60
61	62	63	64	65
66	67	68	69	70
71	72	73	74	75
76	77	78	79	80
81	82	83	84	85
86	87	88	89	90
91	92	93	94	95
96	97	98	99	100

Attempted

Not Attempted

Attempted and bookmarked

Not Attempted and bookmarked

Section 1 - Quantitative Aptitude

Question No. 1 **Bookmark this Question**
4.0 Marks

_____ is the mean proportional between 12×2 and 27×2 .

18xy
 81 xy
 8 xy
 19.5 xy

Next >

Figure 3.20

27



6. After this, the Session -1 examination page will appear on the screen (Figure-3.20), candidate can go to any of the question to answer at any time.
7. After completion the time of session-1, the transition screen(Figure-3.21) from session-1 to session-2 will appear.

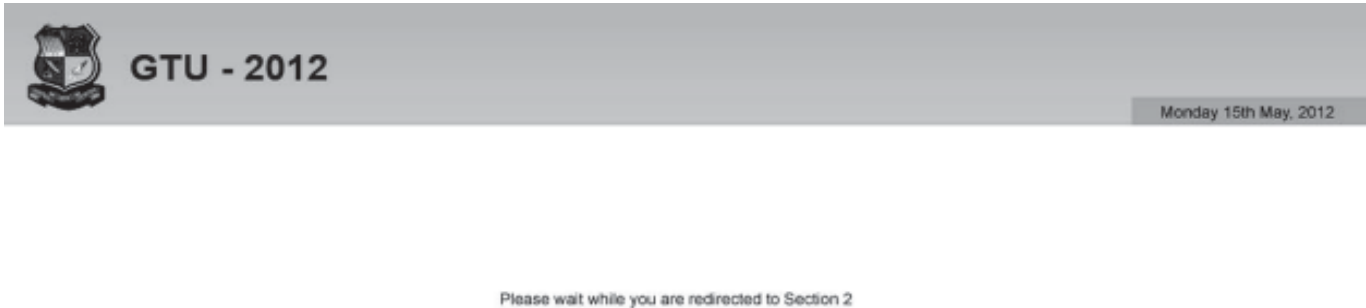


Figure 3.21

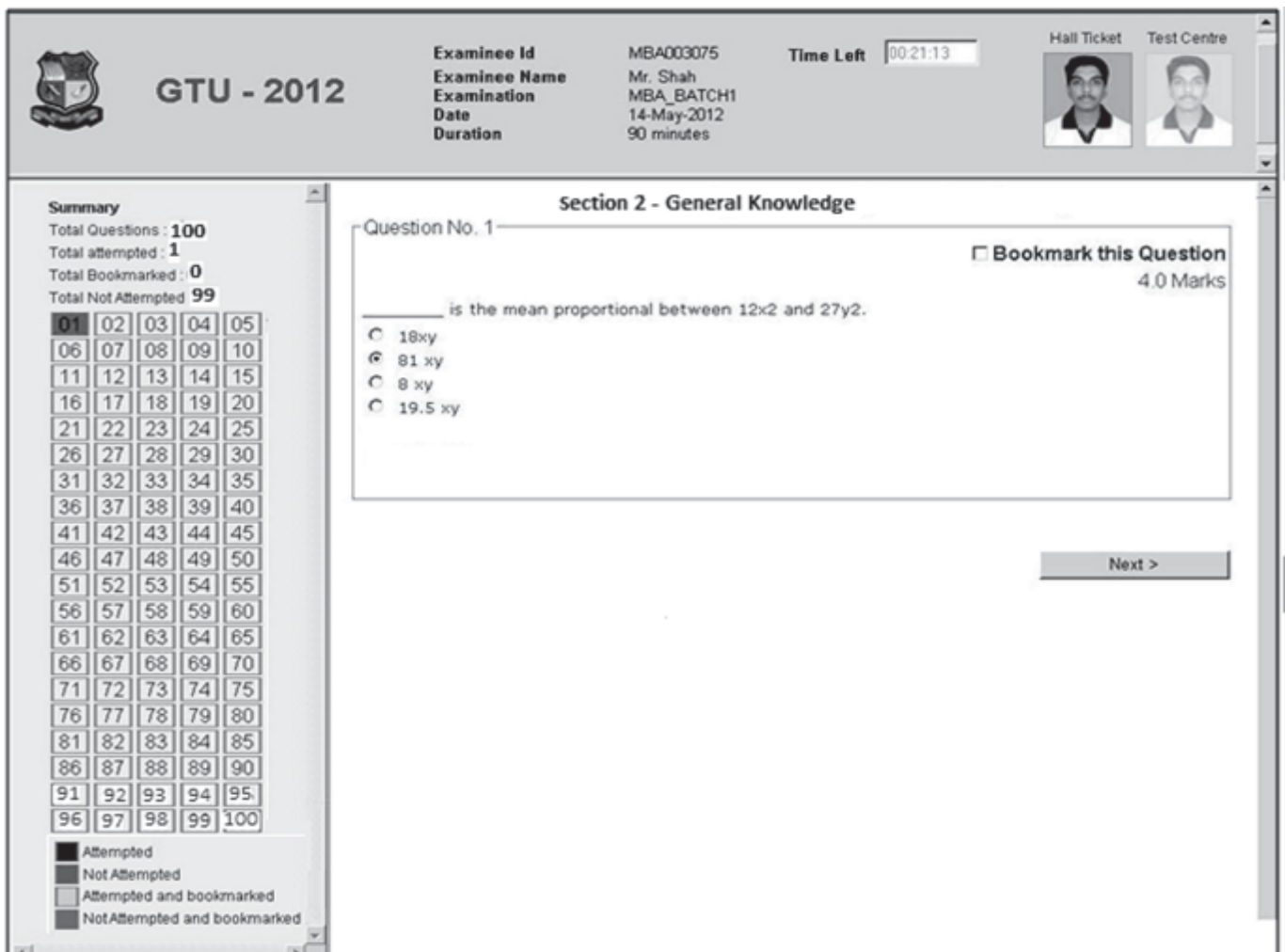


Figure 3.22



- 8. After this, the Session -2 examination page will appear on the screen (**Figure 3.21**).
- 9. At any stage, candidate can finish the test, but before finishing the test, warning will be given to the candidate, three times(**Figure 3.23, Figure 3.24 and Figure 3.25**).

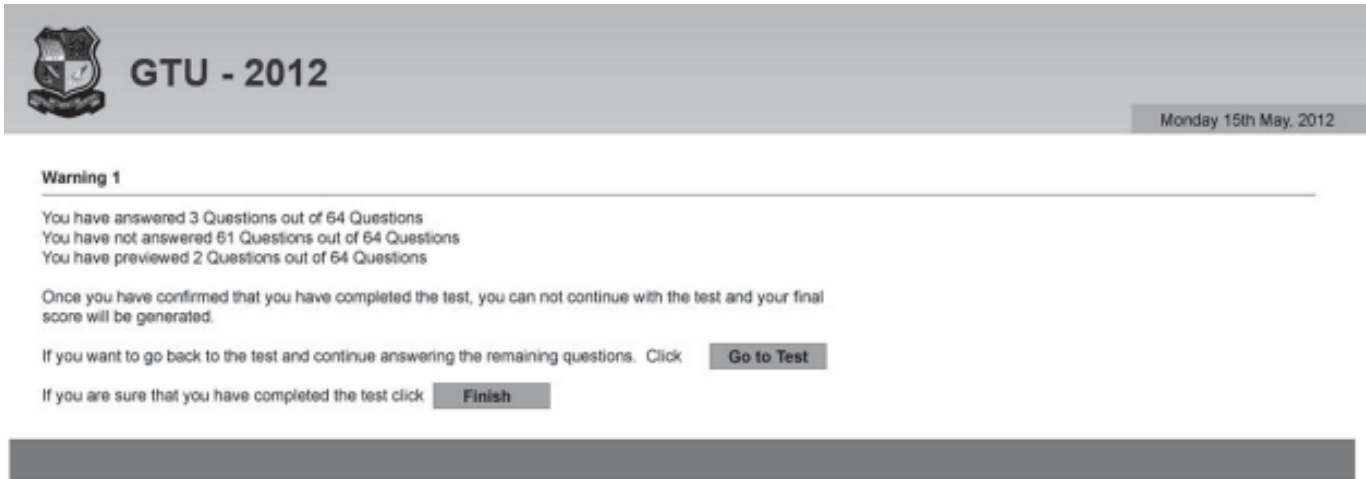


Figure 3.23

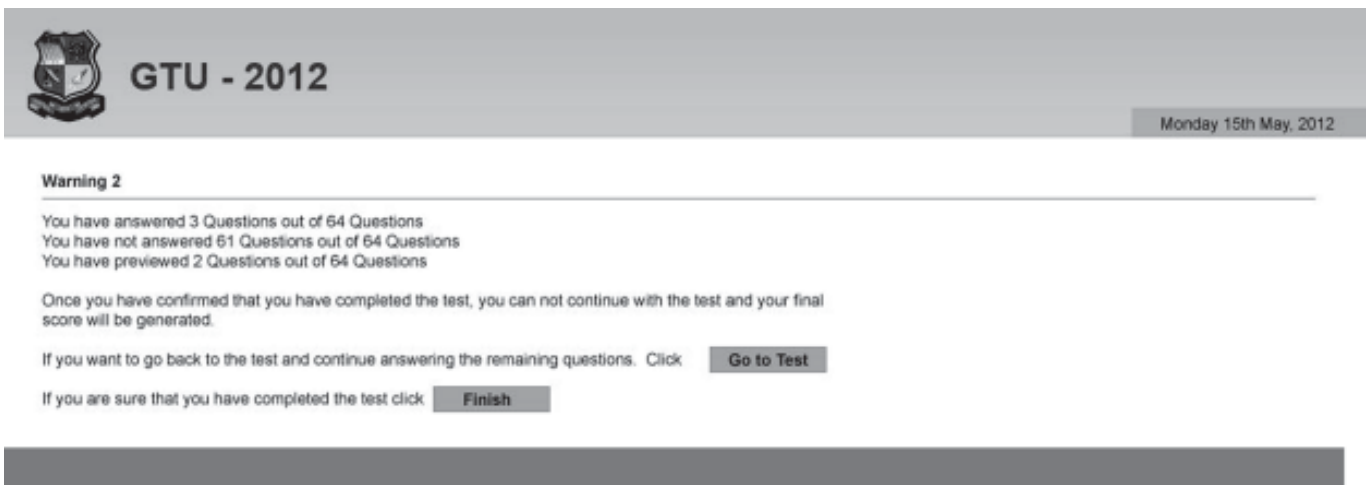


Figure 3.24

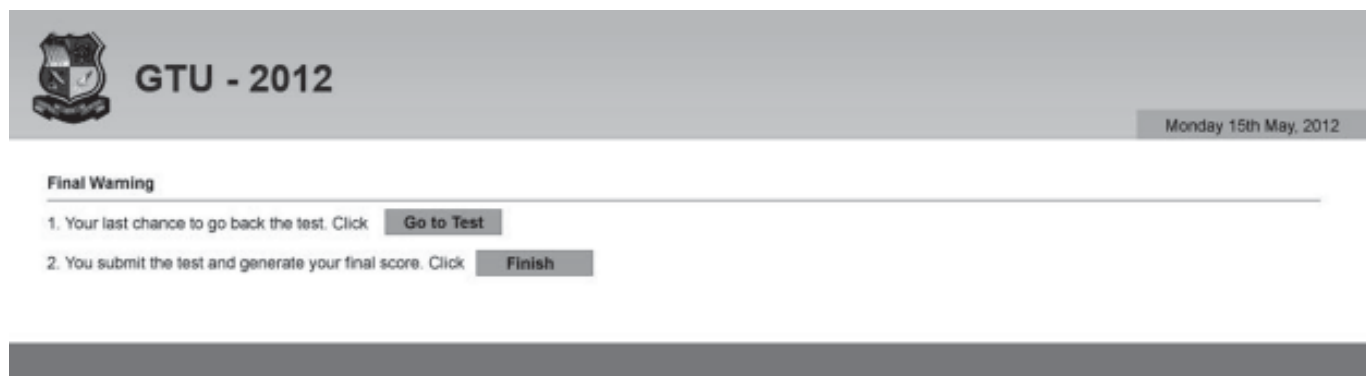


Figure 3.25



10. The candidate can also return to the test after warning -1, warning-2 and warning-3. If you have answered all the questions or you want to complete the test then and then only press "Finish" or else you can go back to test. After clicking on Finish button after Warning-3 (**figure 3.25**) candidate cannot return to the test.
11. After finishing the test, the score card of the appeared candidate is generated at the time of finishing the test. (**figure-3.26**) and you will also get a print from the test centre incharge for the same. One copy has to be signed by you and you can take second copy with you.

GTU - 2012

Monday 15th May, 2012

GUJARAT TECHNOLOGICAL UNIVERSITY

Ahmedabad - 380015 INDIA

GCET-2012

Score Card

Shah

Date of Birth	: 06-Sep-1970
User Id	: MBA003078
Exam Location	: Government Engineering College Bhavnagar
Exam Date	: 14/05/2012
Exam Time	: 09:00
Exam	: MBA_BATCH1
IP Address	: 172.25.20.40
Total Marks Obtained	: 124 Out of 400

Sr. No	Topic	Marks
1	Section 1 English Language Skills	14
2	Section 1 Quantitative Aptitude	30
3	Section 1 Analytical and Logical Reasoning	55
4	Section 2 General Knowledge	25

Students Signature _____

Sign: _____

Name: _____

Invigilator _____

Exit

Print this page

Figure 3.26



3.7 SAMPLE QUESTIONS

The sample questions are given to guide the candidates for their preparation. The questions given below are illustrative and not exhaustive.

GENERAL KNOWLEDGE

1. A state mission on urban poverty is formed by which of the following state in India?
(A) Gujarat (B) Maharashtra
(C) Rajasthan (D) Kerala
2. The legendary Bhimsen Joshi chosen for India's highest civilian award 'Bharat Ratna' is a famous—
(A) Sitarist (B) Tabala Player
(C) Classical Singer (D) Classical Dancer
3. What does IPL cricket stand for?
(A) Inter national Players League (B) Indian Players league
(C) Indian Premier League (D) None of above
4. Which is the heaviest among following?
(A) Gold (B) Silver
(C) Steel (D) Aluminum
5. Which is the longest among following?
(A) 1 centimetre (B) 1 yard
(C) 1 metre (D) 1 milli metre
6. Who has been recently nominated as member of upper house of parliament?
(A) Jaya Bachhan (B) Jaya Prada
(C) Rekha (D) Amitabh Bachhan

ENGLISH

Directions for – (Q. 1-2)

Choose the most appropriate word which is opposite in meaning to the given word.

1. SINGULAR
(A) Nearby (B) Ordinary
(C) Wide (D) Modern
2. RECLUSE
(A) Criminal (B) Wise
(C) Gregarious (D) Timid
3. Success in GCET-2012 examination depends smart work as well as hard work.
(A) in (B) o n
(C) at (D) over
4. Fill in the blank by using the appropriate word. Sonali got scared when the beggar stared her.
(A) over (B) on
(C) about (D) at

Directions for Q (5-6)

Choose the most appropriate word from the given words to complete the following sentence

5. We arrived ____ Mumbai just an hour before.
(A) at (B) in
(C) on (D) none of above



6. This building has not been in use _____ 2001 earthquake
 (A) from (B) after
 (C) since (D) none of above
7. Choose the most appropriate word close to the meaning of the word "corrugated".
 (A) rusted (B) drilled
 (C) roughened (D) folded

QUANTITATIVE APTITUDE

1. The diagonal of a square is $4\sqrt{2}$ cm. The diagonal of other square whose area is double than that of the first one will be
 (A) 8 cm (B) $8\sqrt{2}$ cm
 (C) $4\sqrt{2}$ cm (D) 16 cm
2. A train starts with the speed of 70 km/hr with its speed increasing every two hours by 10 km/hr. In how many hours will it cover 345 kms?
 (A) 15 minutes (B) 4 hrs 5 minutes
 (C) 4 hrs 30 minutes (D) None of the above
3. In a camp 95 men had sufficient provision of food for 200 days After 5 days 30 men left the camp. For how many days will the remaining food last ?
 (A) 180 (B) 285
 (C) 139 (D) 28.5
4. $x + 2y > 8$
 Quantity A: $2x + 4y$
 Quantity B: 20
 (A) Quantity A is greater (B) Quantity B is greater
 (C) Both the quantities are equal (D) relationship cannot be determined from the information given.
5. A can finish certain work in 24 days while B can finish the same work in 48 days. In how many days both A and B can finish this work if they work together?
 (A) 20 days (B) 12 days
 (C) 16 days (D) 15 days

ANALYTICAL AND LOGICAL REASONING

1. Bina is taller than Shyam.
 Hari is taller than Harold.
 Harold is shorter than Gene.
 Shyam and Gene are of the same height.
 If the above statements are true, which of the following condition will be true .
 (A) Hari is taller than Gene (B) Hari is taller than Bina
 (C) Shyam is shorter than Harold (D) Bina is taller than Harold
2. Every town with a casino has its share of unsavory characters. This is because the casino attracts gamblers and all gamblers are unsavory. So which of the following is true?
 (A) All gamblers are unsavory (B) All casinos attract gamblers
 (C) Every town has unsavory characters (D) All gamblers are attracted to casino



Direction for Q (3-4)

Complete the given series

3. 5, 11 ,17 ,23, ?
(A) 29 (B) 30
(C) 31 (D) 25
4. DF ,HJ, NP,?
(A) TV (B) PQ
(C) ST (D) UV

Directions for: (Q 5-6)

The codes are given in column II for the sentences given in column I.. Answer the following questions from the given data.

Column I	Column II
I am doing MBA	7345
MBA is tough	124
Life is tough	012

5. What is the code for "life"?
(A) 7 (B) 1
(C) 4 (D) 0
6. What is the code for "MBA"?
(A) 4 (B) 1
(C) 7 (D) 2
7. In a certain language, PENCIL is written as RHRHOS, then how ERASER will be written in that language?
(A) HUEXKZ (B) GUEXKY
(C) GUEXKA (D) IUEXKZ

• • •