

Finding and using the Business Library from home.



WHAT YOU WILL LEARN:

- 1) HOW TO NAVIGATE TO THE BUSINESS LIBRARY WEBSITE AND DATABASE LIST
- 2) HOW TO SIGN INTO LIBRARY RESOURCES USING YOUR ID CARD

1) Go to the Business Library's website at:
<http://library.ucalgary.ca/branches/businesslibrary>



The screenshot shows a web browser window with the address bar containing <http://library.ucalgary.ca/branches/businesslibrary>. The browser's menu bar includes File, Edit, View, Favorites, Tools, and Help. The website header features the University of Calgary logo and navigation links: Home, Prospective Students, Current Students, Alumni, Community, Faculty & Staff, IT, MY U OF C, CONTACTS, and a Go button. A large banner image of a modern building at night is displayed, with the word "Library" in large white text. To the right of the banner, a red speech bubble says "Ask!" and text indicates "TFDL: Today's Hours: 8:00am - 11:00pm" and "Floors 1&2 Open 24/5: Sun 10AM - Fri 8PM". Below the banner is a dark blue navigation bar with links: HOME, ONLINE RESOURCES, BOOKS, JOURNALS, RESEARCH SUPPORT, SERVICES, CONTACT, NEWS. The main content area shows a breadcrumb trail: Home » Library Branches » Business Library. The "Business Library" section is highlighted. A sidebar on the left contains a "Directory of People" and a list of links: Hours, About Us, Library Branches, Business Library, About the Business Library, Business Library Hours, Business Research Databases, Subject Resources, For Faculty/PhD, Library Instruction, and New Resources. The main content area features a "CBC Money News" section with several headlines: "RBC hikes 5-year mortgage rates" (1 hour ago), "Canada's biggest bank, the RBC Royal Bank, on Monday raised its posted five-year mortgage rates.", "SNC-Lavalin CEO resigns amid probe", "Federal budget deficit less than feared, says RBC", "RBC hikes 5-year mortgage rates", and "TSX, dollar gain as Bernanke affirms low rates". To the right of this section is a "Download eBrary books to your e-reader!" promotion, which includes an image of a hand holding a tablet displaying an e-book page and text stating "Many eBrary books may now be downloaded to your e-reader." and a link to "Learn how to download a section, chapter or a whole book". At the bottom, there is a "Summon" search box with tabs for Books, Articles, and Topics, and a "Search" button. To the right of the search box is a "Ask a Business Librarian" section with a form containing a green "Available" button and the text "Business Library".

2) Select “Business Research Databases” for an A-Z listing



Business Research Databases | Library - University of Calgary - Windows Internet Explorer

http://library.ucalgary.ca/branches/business/databases

File Edit View Favorites Tools Help

Business Research Databases | Library - University of...

Home • Prospective Students • Current Students • Alumni • Community • Faculty & Staff

IT • MY U OF C • CONTACTS

Go

Ask!

TFDL: Today's Hours: 8:00am – 11:00pm
Floors 1&2 Open 24/5: Sun 10AM - Fri 8PM

Library

HOME ONLINE RESOURCES BOOKS JOURNALS RESEARCH SUPPORT SERVICES CONTACT NEWS

Home » [Library Branches](#) » [Business Library](#) » Business Research Databases

Business Research Databases

Try our new cross-database search, and search [9 business databases](#) at the same time!

[Show More](#)

[A](#) [B](#) [C](#) [D](#) [E](#) [F](#) [G](#) [H](#) [I](#) [J](#) [K](#) [L](#) [M](#) [N](#) [O](#) [P](#) [Q](#) [R](#) [S](#) [T](#) [U](#) [V](#) [W](#) [X](#) [Y](#) [Z](#)

[ABI Inform Global](#) [More](#)
Business and management database covering North America and the world with research on advertising, marketing, economics, human resources, finance, taxation, computers, and more.

[ABI Inform Trade and Industry](#) [More](#)
Trade and industry information from publications on every major industry, including finance, insurance, transportation, construction, and others.


3) Select the Database you want to search. In this case I am searching *Business Source Complete*.



developing and implementing internal controls to prevent and detect fraud, learning how to deal with fraud if it occurs, and promoting an ethical environment in the workplace. It also provides sector-by-sector discussion of key vulnerabilities...

Bloomberg [More](#)
Bloomberg has a dedicated station and must be accessed from the Business Library. An online financial service that provides quotes and technical analysis of U.S. and international securities. Bloomberg also provides company, industry, and market news and historical economic data from sources such as the International Monetary Fund (IMF).


Books 24X7 Business Pro [More](#)
Provides web-based digital technical and business reference content, containing thousands of digitized best-in-class reference books, research reports, documentation and articles. Collections include ITPro, BusinessPro and others.

Business Source Complete  [More](#)
Business Source® Complete contains far more active, peer-reviewed, business related journals than any other database currently available. As part of the comprehensive coverage offered by this database, indexing and abstracts for the most important scholarly business journals back as far as 1886 are included. In addition to the searchable cited references...

Canadian Business Directory [More](#)
This database can only be accessed from Business Library workstations. Search an extensive database of over 1,000,000 Canadian companies, both public and private. Search criteria includes, geography, industry, size, and more.

Canadian Business Patterns [More](#)
This database can only be accessed from Business Library pc12. Contains data that reflect counts of business establishments by employment size range, geography grouping, and industry sectors and sub-sectors.

Canadian Directory to Foundations and Corporations [More](#)
The Canadian Directory to Foundations and Corporations "is an online database containing updated information on over 2,200 Canadian grant-making foundations ... In addition, we include over 150 American foundations with a history of granting in Canada, and over 500 partial records (for which we print only the Purpose statement): most of these are either dissolved...


Canadian Newsstand  [More](#)
Covers articles, columns, and features published by many Canadian daily and weekly newspapers.

Canadian Periodical Index CPI.Q. [More](#)
Canadian and international periodicals, with emphasis on mainstream and academic titles.

Canadian professional engagement manual [More](#)
Objective in writing the PEM is two-fold: • To provide practical guidance to public accountants in performing audit, review and compilation engagements in accordance with professional standards; and • To improve the uniformity of practice by professional accountants, thereby strengthening public confidence in the auditing profession and serving...

Canadian public policy collection [More](#)
Collection of monograph publications from Canadian public policy institutes, government agencies, advocacy groups, think-tanks, university research centres and other public interest groups. The organizations included in this collection represent the

Left Sidebar:

- Downtown Campus Library
- High Density Library
- Military Museums +
- Gallagher Library +
- Health Sciences Library +
- Bennett Jones Law Library +
- Doucette Education Library
- Public Service Po 
- Using Other Libraries

Search this website

Google™ Custom Search

Search

Quick Links

- Database Access Problems
- Copyright at UC
- FAQs
- Forgot Password
- Catalogue
- My Account
- Book a Workroom
- Book a Librarian
- Renew Books
- Check a Citation
- Contact Us
- Hours
- Interlibrary Loan

Bottom Browser Bar:

a:2048/login?url=http://search.ebscohost.com/login.aspx?authType=ip,uid&profile=ehost&defaultdb=bth

Sta... Business Librar... Business Res... EBSCOhost: A... Online Resourc... How to Sign-in... Horror of Deat... Finding and usi...

Internet | Protected Mode: On


There are two ways to authenticate:

1) By using your UofC ID Card

2) By using your IT Login



UofC - THIS IS NOW Prospective Students · Current Students · Alumni · Community IT · MY U OF C · CONTACTS Go

 **UNIVERSITY OF CALGARY**
LIBRARIES AND CULTURAL RESOURCES

Library

Home Online Resources Books Journals Research Support Services News

Library Authentication

Campus Card Barcode, IT username OR Cont. Ed. UCID:

Password:

Barcode: Drop the last digit, type in the FIRST 9 digits	Password: UofC *ID number, or your personalized password (if your *-student/staff number, on the front of your ID card, has leading zeros drop them) Forget your password? Change your password
What is my IT username ?	Password: Use the password that you normally use to login to other IT services such as email. Register Password Recovery Help

Continuing Education Users: If you do not know your Continuing Education UCID and/or Password, please try the [Forgot UCID](#) and [Forgot Password](#) links. You may also call 403-220-2866 during regular office hours (Mon - Fri, 8:30 am - 4:30 pm) for your UCID.

[Computing Services Agreement](#)

Other Users: [Alumni](#) **Services:** [I need help!](#) [Databases currently down](#)
[Public](#) [Troubleshooting](#) [Change your email / mailing address](#)

Online Resources


- Current Access Problems +
- Online Resources +
- Newspapers +
- Dissertations and Theses +
- Images
- Online Reference
- Patents +
- Print
- Standards
- Video +
- Alumni
- Freely Available
- SFX enabled
- Resources by Vendor
- Acceptable Use of Electronic Products
- Browser Plugins

Sign in using your UofC ID Card. Your campus barcode is the number on the back of the card over the barcode, but leave off the last digit. Eg. 012345679 would be 012345678



UofC - THIS IS NOW

Prospective Students · Current Students · Alumni · Community IT · MY U OF C · CONTACTS Go



Library

Home Online Resources Books Journals Research Support Services News

Library Authentication

Campus Card Barcode, IT username OR Cont. Ed. UCID:

Password:

Barcode: Drop the last digit, type in the FIRST 9 digits

Password: UofC *ID number, or your personalized password (if your *-student/staff number, on the front of your ID card, has leading zeros drop them)

[Forget your password?](#)
[Change your password](#)

What is my IT username ?

Password: Use the password that you normally use to login to other IT services such as email.

[Register](#)
[Password Recovery](#)
[Help](#)

Continuing Education Users: If you do not know your Continuing Education UCID and/or Password, please try the [Forgot UCID](#) and [Forgot Password](#) links. You may also call 403-220-2866 during regular office hours (Mon - Fri, 8:30 am - 4:30 pm) for your UCID.

Computing Services Agreement

Other Users: [Alumni](#) [Public](#) **Services:** [I need help!](#) [Troubleshooting](#) [Databases currently down](#) [Change your email / mailing address](#)

Your password is your Student ID Number on the front of your card, but leave off any preceding zeroes if there are any. EG. 00980654 is entered as 980654.



The screenshot shows the University of Calgary Library website. At the top, there is a navigation bar with links for Prospective Students, Current Students, Alumni, Community, IT, MY U OF C, and CONTACTS. Below this is a banner for the Library with a keyboard background. A navigation menu includes Home, Online Resources, Books, Journals, Research Support, Services, and News. The main content area is titled "Library Authentication" and contains a login form with fields for "Campus Card Barcode, IT username OR Cont. Ed. UCID:" and "Password:". A red arrow points to the password field. Below the form are instructions for using the barcode, IT username, and password. There are also links for "Forgot your password?", "Change your password", "Register", "Password Recovery", and "Help". At the bottom, there is a "Computing Services Agreement" link and a section for "Other Users: Alumni Services: I need help!" with links for "Public", "Troubleshooting", and "Databases currently down Change your email / mailing address". A footer link says "Continuing Education students: log in via Blackboard".

UofC • THIS IS NOW Prospective Students · Current Students · Alumni · Community IT · MY U OF C · CONTACTS Go

Library

Home Online Resources Books Journals Research Support Services News

Library Authentication

Campus Card Barcode, IT username OR Cont. Ed. UCID:

Password:

Barcode: Drop the last digit, type in the FIRST 9 digits

Password: UofC *ID number, or your personalized password (if your *-student/staff number, on the front of your ID card, has leading zeros drop them)

[Forgot your password?](#)
[Change your password](#)

What is my IT username ?

Password: Use the password that you normally use to login to other IT services such as email.

[Register](#)
[Password Recovery](#)
[Help](#)

Continuing Education Users: If you do not know your Continuing Education UCID and/or Password, please try the [Forgot UCID](#) and [Forgot Password](#) links. You may also call 403-220-2866 during regular office hours (Mon - Fri, 8:30 am - 4:30 pm) for your UCID.

[Computing Services Agreement](#)

Other Users: [Alumni](#) **Services:** [I need help!](#) [Databases currently down](#)
[Public](#) [Troubleshooting](#) [Change your email / mailing address](#)

Continuing Education students: [log in via Blackboard](#)

Sign in with your IT Username. This is your U of C e-mail account. The username is up to 8 characters and usually composed of a portion of your surname and initials.



The screenshot shows the University of Calgary Library website. At the top, there is a navigation bar with links for Prospective Students, Current Students, Alumni, Community, IT, MY U OF C, CONTACTS, and a search box with a Go button. Below this is a banner image of a keyboard with the word "Library" overlaid. A secondary navigation bar contains links for Home, Online Resources, Books, Journals, Research Support, Services, and News. On the left side, there is a vertical menu titled "Online Resources" with various categories like Current Access Problems, Newspapers, Dissertations and Theses, Images, Online Reference, Patents, Primary Sources, Standards, Video, Alumni, Freely Available, SFX enabled, Resources by Vendor, Acceptable Use of Electronic Products, and Browser Plugins. The main content area is titled "Library Authentication" and features a form with a red dashed border around the input fields. The form includes a "Campus Card Barcode, IT username OR Cont. Ed. UCID:" field, a "Password:" field, and an "Authenticate" button. Below the form, there are instructions for Barcode and Password entry, a "What is my IT username?" section, and a "Continuing Education Users" section. At the bottom, there are links for "Computing Services Agreement", "Other Users: Alumni Services: I need help!", "Databases currently down", and "Continuing Education students: log in via Blackboard".

UofC - THIS IS NOW Prospective Students · Current Students · Alumni · Community IT · MY U OF C · CONTACTS Go

Library

Home Online Resources Books Journals Research Support Services News

Library Authentication

Campus Card Barcode, IT username OR Cont. Ed. UCID:

Password: **Authenticate**

Barcode: Drop the last digit, type in the FIRST 9 digits

Password: UofC *ID number, or your personalized password (if your *-student/staff number, on the front of your ID card, has leading zeros drop them)

[Forget your password?](#)
[Change your password](#)

What is my IT username ?

Password: Use the password that you normally use to login to other IT services such as email.

[Register](#)
[Password Recovery](#)
[Help](#)

Continuing Education Users: If you do not know your Continuing Education UCID and/or Password, please try the [Forgot UCID](#) and [Forgot Password](#) links. You may also call 403-220-2866 during regular office hours (Mon - Fri, 8:30 am - 4:30 pm) for your UCID.

[Computing Services Agreement](#)

Other Users: [Alumni](#) **Services:** [I need help!](#) [Databases currently down](#)
[Public](#) [Troubleshooting](#) [Change your email / mailing address](#)

Your IT Password is the same password you use to login to other IT services such as your UofC e-mail.



The screenshot shows the University of Calgary Library website. At the top, there is a navigation bar with links for Prospective Students, Current Students, Alumni, Community, IT, MY U OF C, CONTACTS, and a search box with a 'Go' button. Below the navigation bar is a banner image of a computer keyboard with the word 'Library' overlaid. A red navigation bar contains links for Home, Online Resources, Books, Journals, Research Support, Services, and News. On the left side, there is a sidebar menu titled 'Online Resources' with various links like Current Access Problems, Online Resources, Newspapers, etc. The main content area is titled 'Library Authentication' and contains a login form. The form has two input fields: 'Campus Card Barcode, IT username OR Cont. Ed. UCID:' and 'Password:'. A red arrow points to the password field. To the right of the password field is an 'Authenticate' button. Below the form, there are instructions for barcode and password entry, and links for 'Forgot your password?' and 'Change your password'. There is also a section for 'What is my IT username?' with a 'Password' field and links for 'Register', 'Password Recovery', and 'Help'. At the bottom, there is a 'Computing Services Agreement' link and a section for 'Other Users' and 'Services' with links for 'I need help!', 'Databases currently down', 'Public', 'Troubleshooting', and 'Change your email / mailing address'. A final link at the bottom says 'Continuing Education students: log in via Blackboard'.

UofC • THIS IS NOW

Prospective Students · Current Students · Alumni · Community IT · MY U OF C · CONTACTS Go

UNIVERSITY OF CALGARY LIBRARIES AND CULTURAL RESOURCES

Library

Home Online Resources Books Journals Research Support Services News

Library Authentication

Campus Card Barcode, IT username OR Cont. Ed. UCID:

Password: Authenticate

Barcode: Drop the last digit, type in the FIRST 9 digits

Password: UofC *ID number, or your personalized password (if your *-student/staff number, on the front of your ID card, has leading zeros drop them)

[Forgot your password?](#)
[Change your password](#)

What is my IT username ?

Password: Use the password that you normally use to login to other IT services such as email.

[Register](#)
[Password Recovery](#)
[Help](#)

Continuing Education Users: If you do not know your Continuing Education UCID and/or Password, please try the [Forgot UCID](#) and [Forgot Password](#) links. You may also call 403-220-2866 during regular office hours (Mon - Fri, 8:30 am - 4:30 pm) for your UCID.

[Computing Services Agreement](#)

Other Users: [Alumni](#) **Services:** [I need help!](#) [Databases currently down](#)
[Public](#) [Troubleshooting](#) [Change your email / mailing address](#)

Continuing Education students: log in via Blackboard

6) You are now able to search the database!



EBSCOhost: Advanced Search - Windows Internet Explorer

http://web.ebscohost.com.ezproxy.lib.ucalgary.ca/ehost/search/advanced?sid=dddfae06-8d65-4a51-8058-89ed7b59036a%40sessionmgr10&vid=18&hid=14

File Edit View Favorites Tools Help

EBSCOhost: Advanced Search

New Search | Publications | Company Information | Thesaurus | More

Sign In | Folder | Preferences | Languages | New Features! | UofC Library | Help | Exit

University of Calgary Libraries

Searching: **Business Source Complete** | Choose Databases »

Search Terms Here in Select a Field (optional)

AND [] in Select a Field (optional)

AND [] in TX All Text

AB Abstract or Author-Supplied Abstract

KW Author-Supplied Keywords

GE Geographic Terms

PE People

PS Reviews & Products

CO Company Entity

IC NAICS Code or Description

DN DUNS Number

TK Ticker Symbol

SO Publication Name

IS ISSN (No Dashes)

IB ISBN

AN Accession Number

Search Options

Search modes

Boolean/Phrase

Find all my search terms

Find any of my search terms

SmartText Searching [Hint](#)

Apply related words

Also search within the full text of the articles

Limit your results

Full Text

References Available

Peer Reviewed

Published Date from

Month [] Year: [] to

Month [] Year: []

Reset