

CONTENTS

1.0	Amrita Vishwa Vidyapeetham	02
2.0	Amrita Schools of Engineering	04
3.0	Amrita Entrance Examination-Engineering (AEEE) 2018	07
4.0	How to Apply?	08
5.0	AEEE Syllabus, Pattern and Evaluation	13
6.0	Examination Cities and City Codes	13
7.0	AEEE Centre Allotment and Slot Booking	13
8.0	Hall Ticket Download	14
9.0	Important Hall Instructions/Rules	15
10.0	Publication of RANK LIST	17
11.0	Counselling and Admission	17
12.0	Fee Structure	18
13.0	Scholarship Scheme For B.Tech. Programme 2018-19	18
14.0	Confirmation of Seat	19
15.0	Withdrawal from the programme and refund of fees	19
16.0	Important Dates	19
17.0	Important Notes	20
18.0	FAQ's on B.Tech Admissions 2018	20
19.0	Preventive Measures against Ragging	21
	Admission Enquiries	21
ANNEXURE		
I	Cities and City Codes for Computer Based Test (CBT) and Pen & Paper Mode Test (P&P)	22
II	List of States/Union Territories with code number	25
III	Syllabus for entrance examination	26
IV	Instructions on question paper used in P&P Test	31

AMRITA ENTRANCE EXAMINATION-ENGINEERING (AEEE) 2018

(For Admission to B.Tech Programmes)


INFORMATION HANDBOOK

1.0 AMRITA VISHWA VIDYAPEETHAM



Amrita Vishwa Vidyapeetham (deemed to be) is a University established under section 3 of the UGC Act 1956. It has been accredited with 'A' grade by NAAC for two consecutive terms-2009 and 2014. The HRD Ministry's Panel Report (2010) on Deemed Universities has graded Amrita in Category-I.

Amrita Vishwa Vidyapeetham has been ranked 9th best among all universities in India in the 2017 National Institutional Ranking Framework (NIRF) released by MHRD, Govt. of India on 3rd April 2017.





सत्यमेव जयते

National Institutional Ranking Framework

Ministry of Human Resource Development


Government of India





National Institutional Ranking Framework

Ministry of Human Resource Development
Government of India



HOME
ABOUT NIRF
PARAMETERS
DOCUMENTS
RANKING
PUBLIC PERCEPTION
CONTACT

Full Score | By TLR | By RPC | By GO | By OI | By PR | Home Ranking

University

Rank-band: 101-150 | Rank-band: 151-200

Search:

Show: 100 entries

Institute ID	Name	City	State	Score	Rank
IR17-I-2-18243	Indian Institute of Science Bangalore	Bengaluru	Karnataka	83.28	1
IR17-I-2-1-319	Jawahar Lal Nehru University	New Delhi	Delhi	61.58	2
IR17-I-2-18500	Banaras Hindu University	Varanasi	Uttar Pradesh	58.92	3
IR17-I-2-30673	Jawahar Lal Nehru Centre for Advanced Scientific Research	Bengaluru	Karnataka	56.25	4
IR17-I-2-10326	Jadavpur University	Kolkata	West Bengal	57.92	5
IR17-I-2-18292	Anna University	Chennai	Tamil Nadu	56.50	6
IR17-I-2-1-2813521138	University of Hyderabad	Hyderabad	Telangana	56.50	7
IR17-I-2-18552	University of Delhi	Delhi	Delhi	55.97	8
IR17-I-2-18267	Amrita Vishwa Vidyapeetham	Coimbatore	Tamil Nadu	54.70	9
IR17-I-2-1-618	Savitribai Phule Pune University	Pune	Maharashtra	52.81	10
IR17-I-2-18189	Allamah Muslim University	Allgarn	Uttar Pradesh	52.74	11
IR17-I-2-1-38143786215	Jamia Millia Islamia	New Delhi	Delhi	51.75	12

Amrita deemed to be university conducts Amrita Entrance Examination-Engineering (AEEE) every year on an all India basis for admission to the 4 year B.Tech Programmes offered by Amrita Schools of Engineering under the University.



This handbook contains relevant information and rules relating to B.Tech. admission through AEEE- 2018.

1.1 International Ranking

Amrita Vishwa Vidyapeetham is a World Class research intensive university ranked internationally as an educational institution providing higher education in an ambience rooted in rich Indian Culture and Spiritual Values.



Amrita Vishwa Vidyapeetham has been globally ranked by Quacquarelli Symonds World University Rankings (QS) and Times Higher Education World University Rankings (THE). These two Global Rankings are vital resources for students, seeking admission in premier institutions.

Ranked No.1 Private University in India in the Quacquarelli Symonds (QS) University Rankings; Asia 2018



2018
No.1 Private University in India

Ranked No.1 Private University in India in the Quacquarelli Symonds (QS) University Rankings; Asia 2016



2016
No.1 Private University in India

Ranked No.1 in International Faculty in India in the Quacquarelli Symonds (QS) University Rankings; BRICS 2016



2015-2016
No.1 International Faculty in India

Ranked No.1 Private University in India in the Times Higher Education (THE); Asia University Rankings 2016



ASIA 2016
No.1 Private University in India

Ranked No.1 Private University in India in the Times Higher Education (THE); BRICS & Emerging Economies University Rankings 2016



No.1 Private University in India

The QS University Rankings, is based on the academic reputation, employer reputation, faculty-student ratio, citations per research paper and research papers per faculty, proportion of international faculty, international students, inbound exchange students and outbound exchange students.



The Times Higher Education (THE) World University Rankings evaluate world's best universities, based on teaching, research, international outlook, reputation and more.

1.2 Amrita Campuses

Amrita is a multi-campus, multi-disciplinary research University. The University offers over 190 undergraduate, postgraduate and doctoral programmes in Engineering, Business, Arts & Sciences, Biotechnology, Medicine, Dentistry, Pharmacy, Nursing, and Ayurveda. The university is spread across the following five campuses in three states of India- Karnataka, Kerala and Tamil Nadu. The University is headquartered at Ettimadai, Coimbatore, Tamil Nadu.

	<p>Coimbatore Campus (B.Tech. ADMISSION COUNSELLING CENTRE)</p>	<p>Programmes Offered Engineering Arts and Sciences Business Social Work</p>
<p>Programmes Offered Engineering Arts and Sciences Ayurveda Biotechnology Business Social Work Philosophy, Art & Culture</p>	<p>Amritapuri Campus (B.Tech. ADMISSION COUNSELLING CENTRE)</p>	
	<p>Bengaluru Campus (B.Tech. ADMISSION COUNSELLING CENTRE)</p>	<p>Programmes Offered Engineering Business</p>
<p>Programmes Offered Arts and Sciences Business Dentistry Medicine Nursing Pharmacy Nanosciences</p>	<p>Kochi Campus</p>	
	<p>Mysuru Campus</p>	<p>Programmes Offered Arts and Sciences Education</p>

2.0 AMRITA SCHOOLS OF ENGINEERING

Amrita started its first engineering campus in Coimbatore in 1994. In 2002, two additional campuses were established in Amritapuri and Bengaluru. The Schools, approved by All India Council for Technical Education (AICTE), New Delhi follow a credit-based curriculum with syllabi that are industry specific and research oriented.

2.1 Programmes offered by Amrita Schools of Engineering

The following UG, PG and Ph.D. programmes in Engineering are offered by the school:

**AMRITA SCHOOL OF ENGINEERING,
AMRITAPURI****B.Tech.**

Computer Science and Engineering
Electrical & Electronics Engineering
Electronics & Communication Engineering
Mechanical Engineering

M.Tech.

Computer Science & Engineering
Control & Instrumentation Engineering

**AMRITA SCHOOL OF ENGINEERING,
BENGALURU****B.Tech.**

Computer Science & Engineering
Electrical & Electronics Engineering
Electronics & Communication Engineering
Electronics & Instrumentation Engineering
Mechanical Engineering

M.Tech.

Communication Engineering & Signal Processing
Computer Science & Engineering

**AMRITA SCHOOL OF ENGINEERING,
COIMBATORE****B.Tech.**

Aerospace Engineering
Chemical Engineering
Civil Engineering
Computer Science & Engineering
Electrical & Electronics Engineering
Electronics & Communication Engineering
Electronics & Instrumentation Engineering
Mechanical Engineering.

M.Tech.

Automotive Engineering
Bio-Medical Engineering
Communication Engineering & Signal Processing
Computational Engineering & Networking Computer
Science & Engineering

M.Tech...

Cyber Security Systems & Networks
Power & Energy Engineering
Robotics & Automation
Thermal & Fluids Engineering
VLSI Design
Wireless Networks & Applications

Ph.D. in Engineering**M.Tech...**

Computer Science & Engineering-Data Science
(Part-time)
Embedded Systems
Power Electronics
Thermal Science & Energy Systems
VLSI Design
Automotive Systems

Ph.D. in Engineering**M.Tech...**

Computer Vision & Image Processing
Control & Instrumentation Engineering
Cyber Security
Embedded Systems
Engineering Design
Manufacturing Engineering
Materials Science & Engineering
Power Electronics
Remote Sensing & Wireless Sensor Network
Renewable Energy Technologies
Structural & Construction Engineering
VLSI Design
Automotive Systems

Ph.D. in Engineering

2.2 Campus Placement-Amrita Schools of Engineering

Amrita is committed to providing the best career opportunities to its students by maintaining close rapport with the corporate, identifying potential recruiters and organizing campus recruitment. The meticulously planned and executed placement programme for students who have been put through a well-structured training schedule has contributed to the high percentage of student placements in reputed organizations like TCS, Microsoft, Wipro, L&T, Infosys, Patni, Cognizant, Caterpillar, Hindustan Motors, HP, HCL, Accord Soft, Honey Well, I - flex, Mind Tree etc.



The dedication and hard work of our alumni have ensured repeated recruitment by the employers.

Some highlights of the placements for B.Tech students so far:

- ☑ **Over 200 companies visited and more than 4500 campus placements offered.**
- ☑ **Dream options provided for placed students to go for higher packages / better job profiles.**
- ☑ **50+ Companies offered more than Rs. 10 Lakhs per annum for the 2017 batch.**
- ☑ **Highest CTC offered in the 2017 batch is Rs. 25.16 Lakhs per annum.**
- ☑ **Average Salary Rs. 4.2 Lakhs per Annum.**
- ☑ **B.Tech Placement record of almost 100% for eligible candidates in top notch National and International companies.**

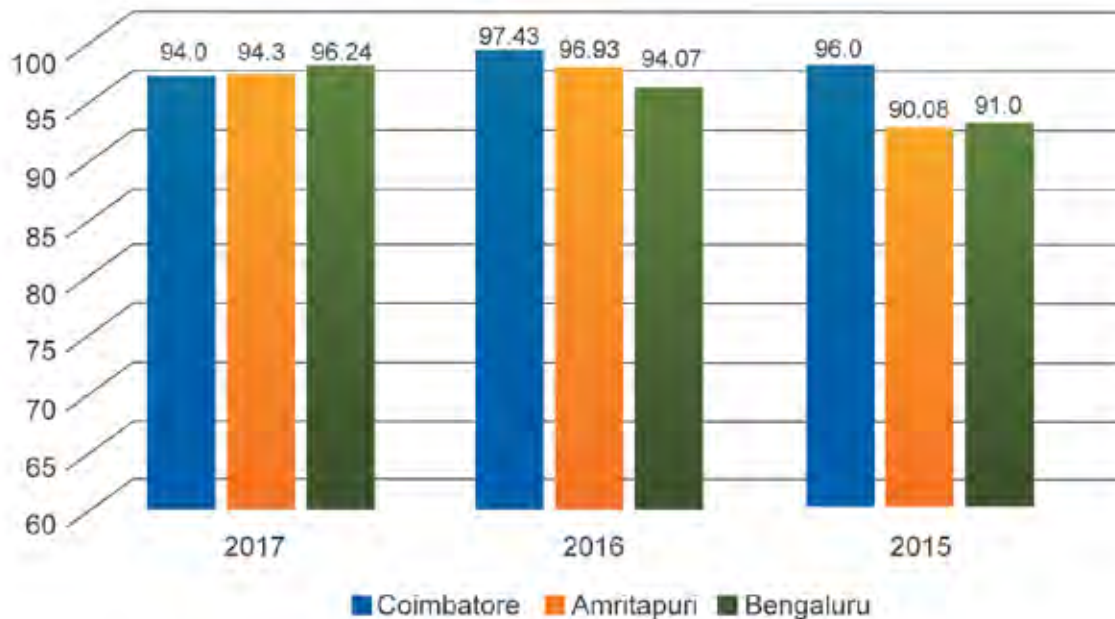


Fig.1 B.Tech Placement for the last 3 years

Well planned industry-academia collaboration activities are in place, with more than 200+ companies for placements and MoUs signed with many well reputed national and international companies. Almost 100% placement has been achieved for B.Tech. students, for many years, with many of them securing multiple offers as well as overseas placements.

Partial List of our Recruiters-B.Tech (2016-17) Batch



2.3 B.Tech. Admissions

An all India Amrita Entrance Examination-Engineering (AEEE) is held every year for admissions to the four year B.Tech. Degree Programmes offered by the University.

Candidates who satisfy the eligibility criteria as given in Section 3.1 will be admitted to the first year of 4 year B.Tech. programmes through counselling, based on the candidate's rank in the Amrita Entrance Examination-Engineering.

3.0 AMRITA ENTRANCE EXAMINATION-ENGINEERING (AEEE) 2018

Candidates applying for the B.Tech programmes should have the following eligibility criteria:

3.1 Eligibility

Age: Candidates, whose date of birth falls on or after 1st July, 1997.

Educational Qualification: A pass in 10+2 (Class XII) or its equivalent examination with minimum 60% aggregate of marks in Mathematics, Physics and Chemistry with not less than 55% in each of these three subjects.

Note:

- 1) Those who appear for the above examination in March/April 2018 and expect to secure minimum marks as above, may also apply.
- 2) For International admissions, visit <https://www.amrita.edu/admissions/international-admissions/engineering> (OR) send an email to nriengg@amrita.edu

3.2 Mode of Examination

AEEE-2018 will be conducted in two separate modes, namely Computer Based Test (CBT) and Pen & Paper Based Test (P&P). A candidate can choose either CBT or P&P mode as per his/her Choice, BUT NOT BOTH. P&P Examination will be conducted only in Tamilnadu, Karnataka and Kerala. CBT is conducted in all major cities in India. The list of CBT and P&P Centres is given in **Annexure-I**.

3.2.1 Computer Based Test (CBT)

Duration of the CBT is 2 ½ hours. Computer Based Test will be conducted in multiple slots as per the timings given below from April 19 (Thursday) to April 22 (Sunday) - both days inclusive.

The Slot Timings:

Slots	Timings
1	09:00 AM – 11:30 AM
2	12:30 PM – 03:00 PM
3	04:00 PM – 06:30 PM

Number of days and operating slots in a day in a centre will depend on the number of candidates registered in each centre. The candidates can select date and slot of their choice, subject to availability, by visiting the University website www.amrita.edu/btech after registration for AEEE-2018 is over.

Candidates writing AEEE-2018 in different slots under CBT mode will get different question paper sets. Before finalising the question paper sets, an expert committee will ensure that the question sets are of comparable standards with respect to content, nature of questions and difficulty level. The decision of the expert committee in this matter will be final and binding on the candidates.

3.2.2 Pen and Paper (P&P) Test

For the P&P Test, printed question booklets will be distributed and the answers are to be marked in printed OMR answer sheets. Duration of the Entrance Examination is 2 ½ hours.

Slot	Date and Day	Time*
1	28 th April 2018 (Saturday)	10:00 AM to 12:30 PM

* P&P test is conducted in one slot only.

4.0 HOW TO APPLY?

To apply for AEEE-2018, the eligible candidates should register for AEEE 2018 by submitting an application in the prescribed form either ONLINE or by using a printed OMR application, BUT NOT BOTH. For filling online application form, visit www.amrita.edu/btech. OMR application form along with AEEE 2018 Information Handbook and Admission Brochure can be obtained against payment from selected application sale outlets (refer Section 4.2 for more information).

The prescribed application fee for AEEE-2018 is ₹ 1000/-. **Application fee once paid will not be refunded.**

4.1 Online Registration

Amrita B.Tech aspirants can register for the AEEE-2018 in a few simple steps by visiting www.amrita.edu/btech. First time users need to register with a valid Email ID.

Online application consists of the following three stages: 1) Register, 2) Upload Photo and 3) Payment. The online software works well with the latest version of Firefox, Chrome and Internet Explorer browsers. Read the instructions given below before filling the online application form.

- 1) **Register:** In the FIRST STEP, candidates should submit a few basic details like Name of the candidate, Date of Birth, Email-ID, Registered Mobile Phone Number, School Last Studied (12th Class), Mode of AEEE-2018 examination, Test Centre, etc. and click “Submit” button. After submitting, candidates can view the data entered and it can be edited, if required. If the details entered are correct, candidates need to click on the “I CONFIRM” button. After confirmation, data cannot be edited.

Mode of communication from the University will be through Email or SMS. The mobile number and the email ID must be correct and valid.

- 2) **Upload Photo:** For this, candidate will be required to have a scanned (digital) image of his/her recent passport size colour photograph (3.5 cm x 4.5 cm with the file size between 5 KB and 20 KB) and his/her signature on white paper with black ink ball point pen (3.5 cm x 1.5 cm with file size between 5 KB and 20 KB) for uploading. After uploading the images, click “Proceed for Payment” button.
- 3) **Payment of Application Fee:** Candidates doing online registration can pay their application fee either ONLINE or OFFLINE using a DD.
 - (a) **Online Payment:** An application fee of ₹ 1000/- may be paid using Credit Card/Debit Card/Net Banking as per the procedure given. On successful receipt of payment towards application fee on or before the prescribed LAST DATE, candidates will be sent an email containing the details of the payment receipt and reference number.

OR

- (b) **Offline Payment:** An application fee of ₹ 1000/- may also be paid using Demand Draft of Rs.1000/- drawn in favour of “Amrita School of Engineering,” payable at Coimbatore. The details of DD should be filled up in the online application form for completing the submission of the online application. Any mistake in the data entered may lead to rejection of the application. After entering DD Details, click “Submit” button to complete the registration process with payment pending.

Once the above transaction is made, candidates should login using Email ID/Application number and Date of birth to review and print the “**completed application form**” along with DD details. Candidates are advised to print two copies of their application form-one copy to be retained by the candidate and the other to be sent along with the Demand Draft to the following address:

The Admissions Co-ordinator
Amrita Vishwa Vidyapeetham, Amritanagar (P.O.), Ettimadai
Coimbatore-641 112, Tamil Nadu. Phone: 0422 - 2685169/170.



On receipt of the printed copy of the “completed application form” along with the original DD towards application fee on or before the prescribed LAST DATE, candidate will be sent an email containing the details of receipt of payment and reference number.

Submission of Application does not reserve any type of admission to the University which is subject to compliance with rules and regulations of the University in force at the time of admission.

4.2 Registration Using Printed OMR Application

Printed OMR Application Forms of AEEE-2018 can be obtained:

- (a) from the list of sale outlets (Post Office, Dhanlaxmi Bank and Federal Bank) on payment of ₹ 1000/-. Details of sale outlets are given in the University Website “<https://www.amrita.edu/btech>”
(OR)
- (b) from the University counter of Amrita Schools of Engineering at Amritapuri, Bengaluru and Coimbatore on producing a demand draft for Rs. 1000/- drawn in favour of “Amrita School of Engineering” payable at Coimbatore.
(OR)
- (c) by post from the Admission Co-ordinator, Amrita School of Engineering, Coimbatore on a written request indicating their full communication address together with a Demand Draft for Rs. 1000/- as mentioned above.

Without fail the candidate should write on the back of the Demand Draft, “B.Tech. Application,” his/her Name and Mobile Number.

If a candidate submits more than one application form, University has the right to reject the application form(s)/cancel admission.

Candidates who obtain printed OMR application form should send the filled-in application to the address of the Admissions Coordinator (See Section 4.2.3) mentioned in the envelope so as to reach before the last date specified. Applications submitted after the due date will not be accepted.

4.2.1 Guidelines for Filling Printed OMR Application Form

The printed OMR application form contains 17 items. Please fill up all the items carefully as per the guidelines given below. Use: (1) black ink ball point pen for writing inside the rectangle boxes (2) HB pencil for filling-up the bubbles (ovals).



In case of correction of entry made with HB pencil, completely erase the wrong entry without damaging the paper and leaving any smudge, since a partially erased mark leads to wrong reading by the Optical Mark Reader (OMR) machine.

Candidates should take extreme care while writing inside the boxes using black ink ball point pen. In case any letter is entered wrongly, strike out the letter and write above it correctly. Correction fluid should not be used.

ITEM (01) Name of the Candidate as in 10th Class Certificate

- (a) Within the rectangular boxes, write your name in CAPITAL letters as in the 10th class certificate using a Black Ink Ball Point Pen.
- (b) Leave one box vacant between the names and the initials as,

A	N	I	L		V	A	R	M	A		P
---	---	---	---	--	---	---	---	---	---	--	---

- (c) Darken the corresponding bubbles fully with HB pencil.

ITEM (02) Gender: Darken the appropriate bubble against Male or Female.

ITEM (03) Category

- (a) Four categories are indicated, namely Scheduled Caste (SC), Scheduled Tribe (ST), OBC (BC & MBC) and Others. Darken the appropriate bubble.
- (b) Community certificate shall not be enclosed with the application form, but shall be produced in original during counselling.

ITEM (04) Date of Birth: Fill in the date of birth as per the school records in the boxes as below and darken the appropriate bubbles.

16th August 1997

Date Month Year

1	6	0	8	1	9	9	7
---	---	---	---	---	---	---	---

ITEM (05) State/Union Territory/Other Country from where you have completed 12th class

- (a) The code numbers for the States/Union Territories/other countries are given in Annexure–II. Write the appropriate code numbers in the rectangular box provided USING A BLACK INK BALL POINT PEN and darken the corresponding bubbles USING HB PENCIL. The code denotes the State where the candidate has passed 12th/Pre-degree. **Application will not be processed if the State code is not correctly entered.**
- (b) Your State Quota eligibility will be decided by the state where you completed the 12th class, and NOT BY **YOUR PLACE OF BIRTH.**

ITEM (06) Year of passing qualifying exam: Write the year USING A BLACK INK BALL POINT PEN and darken the corresponding bubbles USING HB PENCIL.

ITEM (07) Mobile Phone Number: Write your mobile phone number USING A BLACK INK BALL POINT PEN and darken the corresponding bubbles USING HB PENCIL.

0	9	8	9	4	5	0	9	2	1	7
---	---	---	---	---	---	---	---	---	---	---

As the mode of communication from the University will be through email or SMS, the mobile number must be correct and valid.

ITEM (08) Full name and complete postal address of the candidate (IN CAPITAL LETTERS)

- The address written in this box will be scanned as such and used for correspondence. In order to ensure prompt delivery of letter, the full name and address of the candidate should be written legibly in CAPITAL letters USING A BLACK INK BALL POINT PEN. The address should contain House No., House Name, Road/Street, Post Office, District, etc. The writing should not touch or cross the border of the box.
- Write clearly your contact telephone number with STD code and mobile number. Write your Email address in CAPITAL letters for clarity.
- If hand writing is not clear, or the address is incomplete, the letters sent are liable to be returned by the postal authorities and the University will not be responsible in this regard.

ITEM (09) Photograph

- Affix a good quality passport size colour photograph (size: 3.5 x 4.5 cm) taken within the last three months. **Do not make any attestation in the photograph. Do not staple or pin the photograph.** The photograph shall not be larger than the space (box) provided for affixing it.
- The candidates are advised to keep with them six copies of the photograph for subsequent use during counselling/admission.

ITEM (10) Signature of the Candidate: Your signature establishes your identity. Put your usual signature USING A BLACK INK BALL POINT PEN within the box provided. The signature should not touch or cross the border of the box. The signatures in item number 10 and item number 16 shall be identical.

ITEM (11) Name of Parent/Guardian: Write the name of Parent in CAPITAL letters USING A BLACK INK BALL POINT PEN in the rectangular box provided. If both the parents are not alive, write the name of the guardian. Leave one box vacant between the names and the initials as,

A	N	I	L		V	A	R	M	A		P
---	---	---	---	--	---	---	---	---	---	--	---

ITEM (12) Academic details: USING A BLACK INK BALL POINT PEN, write in capital letters the Name of school last attended, Address, Post, City, District, State and PIN Code.

ITEM (13) Mode of Entrance Exam Opted: MARK ONLY ONE. IF BOTH OPTIONS ARE MARKED, APPLICATION WILL BE REJECTED.

- Entrance Exam is conducted in 2 modes. You can choose one of the following modes: Computer Based Test (CBT) conducted in 84 cities all over the country on 19th, 20th, 21st and 22nd April 2018 and Pen & Paper Based Test (P&P) Conducted in 39 cities in Karnataka, Kerala & Tamil Nadu on 28th April 2018.
- Choice of Exam City, Date and Slot booking for CBT applicants: Refer Section 7.0
- Choice of Exam City (for P&P applicants only)
 - Candidates opting for P&P shall choose their two preferred cities from Annexure–I, write the city codes and darken the bubbles.
 - P&P is scheduled only on 28th April 2018, and hence there is no choice of date for P&P Applicants.

ITEM (14) Please reply to the question by shading an appropriate bubble.

ITEM (15) Declaration: Candidate and the parent/guardian should read and understand the declaration carefully.

ITEM (16) Signature of the Candidate with Name: Use black ink ball point pen and put the signature and write the name within the box, not touching or crossing the sides.

ITEM (17) Signature of the Parent/Guardian with Name: Use black ink ball point pen for signature and write the name within the box without touching or crossing the sides.

By signing the declaration, the Candidate and the Parent/Guardian undertake the responsibility for the correctness of all the statements furnished in the application. Application without the signature of the Candidate and Parent/Guardian will be rejected. Also, write the place and date in the space marked for the purpose. **Incomplete application forms will be summarily rejected and no communication will be sent in this regard.**

4.2.2 DO's and DON'Ts (OMR Application form filling)

- (a) The coded application form is enclosed in a pre-addressed special envelope. The applicants should send the filled-in application form in the pre-addressed envelope to the Admissions Co-ordinator. (See Section 4.2.3 for address)
- (b) Application form should be filled in English only.
- (c) Candidate shall submit only one application.
- (d) Candidates must use only the original OMR coded form; photocopy of the coded form will not be accepted.
- (e) Coded Application Form is to be folded in the same manner as it is supplied.
- (f) The application form will be processed by computer based Optical Mark Reader. Hence, candidates are informed to use HB Pencil or Black Ink Ball Point Pen as per the instruction given in section 4.2.1.
- (g) Candidates photo should be pasted firmly (not pinned or stapled) inside the space provided and the photograph should not be attested.
- (h) Mark your response, only within the space provided for the purpose. Response marked outside the space will not be read by the Optical Mark Reader.
- (i) Do not enclose any certificate along with filled-in application and don't get attestation in the application.
- (j) Do not staple, pin, wrinkle, tear or wet the coded sheet. Handle the coded sheet very carefully. No new folding should be made. Tampered application is liable to be rejected.
- (k) Do not make any stray mark on the coded application form.



Request for change or correction of any information given in the application form will not be entertained under any circumstances.

4.2.3 OMR Check list

Candidate is advised to note down the Application Number and keep a photocopy of the filled-in application for future reference and correspondence. Before mailing the application, candidate is advised to check the following:

- (a) Name is written as per the 10th class records.
- (b) Full & correct mailing address is written. (NRIs shall give their address in India)
- (c) Contact phone number (Land Phone & Mobile Phone) & Email ID are written correctly.
- (d) Address of the school last attended (12th Class) is written correctly.
- (e) Candidate has used black ink ball point pen to write and HB pencil to darken the bubbles
- (f) The city code of the examination centre, first, second and third choice in the case of CBT; first and second in the case of P&P are mentioned correctly.
- (g) State code from where the candidate completed 12th class is mentioned correctly.
- (h) Recent passport size colour photograph of good quality is affixed in the space provided and the **photograph is not attested.**
- (i) Candidate has signed in the space provided on the first page and second page of the application form.
- (j) Parent/Guardian has signed the declaration.
- (k) Candidate has not used any pin or staple on the application.
- (l) Candidate has retained a photocopy of the filled-in application form and DD for future reference.





Duly filled-in application form shall be sent in the pre-addressed cover intended for sending the same and is addressed to:

The Admissions Co-ordinator
Amrita Vishwa Vidyapeetham
Amritanagar (P.O.), Ettimadai, Coimbatore-641 112. Tamil Nadu



5.0 AEEE 2018 Syllabus, Pattern and Evaluation

5.1 Syllabus

The syllabus will be based on Class 11th & Class 12th subjects. The syllabus consists of three sections: Physics, Chemistry and Mathematics. The syllabus for AEEE-2018 is given in Annexure – III.

5.2 AEEE Pattern and Evaluation

Amrita Entrance Examination–Engineering 2018 will be of 2 ½ hours duration and there will be one question paper containing 100 objective type (multiple choice types) questions in Mathematics, Physics and Chemistry. Each question will be followed by four answers of which one is correct/most appropriate.

Three marks will be awarded for every correct answer. For every incorrect answer, **one mark** will be deducted from the total score. If no response is indicated in the answer sheet against a question, no marks, positive or negative will be awarded. If more than one answer is indicated against a question, it will be treated as “incorrect answer” and negative mark will be awarded. Candidates are advised to mark an answer only if they are sure that it is correct/the most appropriate. Request for revaluation, re-checking or re-totaling will not be entertained.

Table 5.1 Question paper pattern

Subject	No. of Questions	Marks
Mathematics	40	120
Physics	30	90
Chemistry	30	90
Total	100	300

6.0 EXAMINATION CITIES AND CITY CODES

The names of those cities/towns in which CBT and P&P Examinations will be conducted are listed in Annexure-I along with the city code.

7.0 EXAM CENTRE ALLOTMENT

7.1 AEEE-2018 Centre Allotment and Slot Booking - for CBT Candidates

A candidate appearing for CBT can give three preferences of test centres (Cities) from the list of CBT centres given in Annexure-I. Examination will be conducted in a centre, provided there are sufficient number of candidates. The preferences given by the candidate are only indicative and are to guide the University for deciding the number of centres. A candidate will be allotted one out of three centres, preferably the first choice. If exam cannot be conducted at the first centre choice of a candidate he/she will be allotted to second/third choice as applicable. If a test centre is cancelled due to very less registrations at a particular Centre, the candidates who have opted for that centre will be allotted another nearest centre and the same will be informed to the candidates by email.

The registered candidates can select “TEST CENTRE, DATE AND TIME SLOT” of their choice, SUBJECT TO AVAILABILITY, by visiting the University website after registration for AEEE-2018 is over. This process is called **SLOT BOOKING**. Test Centre, Number of days and Number of operating slots in a day will be finalized based on the number of candidates registered in a particular CBT Centre.

SLOT BOOKING: The candidate can select date and slot of their choice, subject to availability. The allotment of date/slot will be on first come first serve basis. If a candidate does not exercise his/her option, he/she shall be assigned a date/slot as per the availability of the same.

To Book Exam Date and Slot, registered candidates need to click the slot booking link provided in the University web page www.amrita.edu/btech and follow the instructions given below:

- (a) Candidates can login using their Application Number and Date-of-Birth. In case of difficulty in logging in, contact admissions@amrita.edu
- (b) After successful login, candidates can select their test centre. After selection, click “Continue button.” In case of any issue, do not use browser back button. Candidates are advised to close the browser and login again.
- (c) After selecting the test centre, candidates can select their test date based on its availability. Available dates will be shown with green colour background inside April 2018 calendar. To choose the date, click on the available date and click continue button. In the next screen, candidates will be prompted to select test slot based on its availability status.
- (d) Since other candidates are also simultaneously using the same slot booking portal, sometimes the status presented may change by the time the candidate finishes his/her selection and the particular slot chosen by the candidate may not be available. In such case the candidate will be prompted to choose another date and hence slot on that date. To change the test date, click on Change Test Date button. Candidates are advised to check selection of Test Centre, Date and Time before confirmation. Click “Confirm Slot” button to confirm booking.
- (e) A slot once booked cannot be changed under any circumstances. Requests for change of test centers also will not be entertained. The address of an Examination Centre for a candidate will be mentioned in the Hall Ticket, which can be downloaded (see section 8.0).



7.2 Centre Allotment for P&P Candidates

P&P Test is conducted in one slot only on 28th April 2018 (Saturday) from 10:00 AM to 12:30 PM. P&P applicants shall choose their two preferred city choices for exam centre. Every attempt will be made to allot the centre of first choice. In extreme cases, candidate may be allotted the city of second choice. If examination cannot be conducted in these two cities, candidate will be allotted to another city at the discretion of the University.

The address of an Examination Centre for a candidate will be mentioned in the Hall Ticket, which can be generated online. Request from a candidate for change of city/town allotted to him/her will NOT be entertained under any circumstances.

8.0 HALL TICKET DOWNLOAD

The AEEE-2018 hall ticket will be generated only to those eligible candidates who have submitted their application form complete in all respects, on or before the last date specified.

1. Candidates can download the hall ticket by logging into their registered account using their registered Email ID / Application Number and Date of Birth.
2. Hall Ticket will not be sent by post. Visit “<https://www.amrita.edu/btech>” to download the hall ticket. The Hall Ticket will contain details like the Name and Registration Number of the candidate, Date of Exam, Address of the Exam Centre allotted etc.
3. Candidate will not be permitted to appear for the entrance examination without a valid hall ticket. In the examination hall, candidate should produce his/her hall ticket when demanded by the invigilator.
4. Hall Ticket is an important document and must be kept safe till the admission process is over.



9.0 IMPORTANT HALL INSTRUCTIONS/RULES

9.1 General Instruction

1. In order to prove identity, candidate should produce any of the following with photocopy of the same while appearing for AEEE-2018:

<ol style="list-style-type: none"> 01. Voter ID Card 02. Aadhaar Card 03. Passport 	<ol style="list-style-type: none"> 04. ID Card issued by the school last attended 05. Driving License (Learner license will not be accepted) 06. Any other authentic document which proves identity
---	--
2. No candidate will be allowed to enter the Examination Hall 30 minutes after the commencement of the Examination.
3. Candidates will not be allowed to carry any textual material, printed or written bits of paper, Mathematical and Physical Tables, Electronic Gadgets like Calculator, Cell phone, etc., into the examination hall.
4. Any malpractice or attempt to commit malpractice in the examination hall or any violation of the rules will lead to disqualification of the candidate.
5. The test administrator is authorized to dismiss candidates from the test session for any of the following reasons:
 - (a) Creating disturbance
 - (b) Attempting to take the test on behalf of someone else
 - (c) Talking to other test taker/s
 - (d) If found with calculators, slide rules, pagers, cell phone(s), concealed microphones, wireless devices or any other material that may aid in answering questions
 - (e) Attempting to tamper with the computer system either hardware or software (for CBT Candidates)
6. In the examination hall, each candidate shall sign the attendance sheet. This signature shall be identical with the signatures on the Application Form and the Hall Ticket. During the examination, the candidate's left hand thumb impression also will be taken for identification. Thumb impression will be taken again at the time of admission for verification.
7. Candidates will not be allowed to leave the examination hall before the end of the examination.

9.2 Specific Hall Instructions for CBT Candidates

1. Candidates are required to be present in the Test Centre 30 minutes before the starting time of the Test as specified in the hall ticket and occupy their allotted seats 25 minutes before the commencement of the examination. A seat with registration number will be allotted to each candidate. Candidates must find out and occupy their allotted seats. If a candidate is found appearing in the Test from a seat or room other than the allotted one to him/her, his/her candidature shall be cancelled.
2. For working purpose, a maximum of three paper sheets will be provided to the candidate during the examination. All rough work must be carried out in these sheets of paper and no additional material will be given for rough work. After completion of the test, the used rough sheets must be returned to the invigilators before exiting the examination hall.
3. The test administrator is authorized to dismiss candidates from the test session if any attempt is made by the candidate to tamper with the computer system either hardware or software.

9.3 Specific Hall Instructions for P&P Candidates

1. Candidates must bring black ball point pen, HB pencils, pencil sharpener and eraser.
2. The examination is from 10:00 AM to 12:30 PM. Candidates shall be present at the examination centre 30 minutes before the commencement of the examination.
3. Candidates shall occupy their respective allotted seats at 9:35 AM. A seat with registration number will be allotted to each candidate. Candidates must find out and occupy their allotted seats. If a candidate is found

appearing in the Test from a seat or room other than the allotted one to him/her, his/her candidature shall be cancelled.

4. Instructions Related to Question Booklet and OMR Answer Sheet Use

(a) Filling in the Question Booklet (without opening the booklet)

- (i) A sealed question booklet and OMR answer sheet will be distributed to the candidate in the examination hall 15 minutes before the actual time of commencement of examination, so that the candidates shall have sufficient time to read the instructions printed in the front and last page of the sealed question booklet without breaking the seal. Using black ink ball point pen, candidate shall write his/her Name, Registration Number and put Signature in the space provided on the front page of the question booklet. Answers are to be marked on OMR answer sheet.
- (ii) Sealed question booklet will be in 4 versions- A, B, C & D. The version code of the question booklet, the number of pages and question booklet number will be printed on the front page of the question booklet.
- (iii) Two minutes before the commencement of the examination, the invigilator will announce to open the question booklet. Therefore, do not open/break the seal before the announcement.

(b) Filling Personal Details in the OMR Answer Sheet

The OMR answer sheet has three parts: General instructions part, Data part and Answer part. The data part of the OMR answer sheet has provision for entering Registration Number, Question Booklet Version Code, Question Booklet Number, Signature of the candidate and Name of the Candidate, Signature of the Invigilator and Name of the Invigilator.

Fill the following details using a black ink ball point pen and darken the bubbles using HB pencil or black ink ball point pen as per the instructions given below:

- (i) **Registration Number:** Write the registration number within the rectangular box provided as given in the Hall Ticket and darken the corresponding bubbles. The registration number should be written without any correction or overwriting.
- (ii) **Question Booklet Version Code:** The question booklet given to you has a version code A, B, C or D. Write this code in the rectangular box and darken the appropriate bubble.
- (iii) **Question Booklet Number:** This number is printed on the front page of the question booklet. Copy this number in the rectangular box on the answer sheet and darken the appropriate bubbles.
- (iv) **Signature of the Candidate:** The candidate has to sign in the space indicated and it should match with the signature in the Application and Hall Ticket.
- (v) **Name of the Candidate:** Write the name as given in the Hall Ticket in CAPITAL letters correctly and legibly.
- (vi) **Signature and Name of the Invigilator:** The invigilator will make these entries.

OMR answer sheet is to be handled carefully by the candidate; no spare OMR answer sheet will be given. Candidates are advised not to fold, wrinkle or tear the answer sheet.

(c) Answering using OMR Answer Sheet

- (i) OMR ANSWER PART is intended for marking answers to the questions. For each question, four alternative answers and corresponding four bubbles are given. Candidates are required to mark/shade only one bubble (The bubble should be darkened completely) against each question in the OMR answer sheet using HB pencil or black ink ball point pen as per candidates choice. eg.,

Q.No	Answers			
1	<input type="radio"/>	<input type="radio"/>	<input type="radio"/>	<input type="radio"/>
2	<input type="radio"/>	<input type="radio"/>	<input checked="" type="radio"/>	<input type="radio"/>
3	<input type="radio"/>	<input type="radio"/>	<input type="radio"/>	<input type="radio"/>

If the answer to the question 2 is C, the bubble C has to be darkened as shown in the picture:

- (ii) In case a candidate, after a second thought, wishes to change the choice already darkened with HB

pencil, he/she may erase the marking completely with a good eraser and thereafter darken the alternative bubble afresh. While erasing, extreme care should be taken to see that there is no damage to the sheet or no smudge left, as it will affect the evaluation. Bubbles darkened with the ball point pen cannot be altered and hence a firm decision should be taken before marking with pen.

(d) Opening the Question Booklet

Two minutes before the commencement of the examination, the invigilator will announce to open the question booklet. Do not open/break the seal before the announcement. Immediately after opening the question booklet, the candidate should check the following:

- (i) whether the question booklet and all the pages are in good condition
- (ii) whether it has the exact number of pages as mentioned on the first page
- (iii) whether it contains 100 questions numbered in serial order. If the question booklet is not intact, report the matter to the invigilator.

9.3.1 P&P Examination Time Schedule and Key Bell Timings

P&P Examination is conducted from 10:00 AM to 12:30 PM on 28th April 2018. Examination schedule and bell timings are given below:

Bell Time	Particulars	Remarks
9:35 AM	Entry to the Examination Hall	Long Bell
9:45 AM	Distribution of Question Booklet and OMR Answer Sheet	Short Bell
9:45 AM-9:58 AM	Filling-up the entries in the Question Booklet and Answer Sheet	-
9:58 AM	Opening the Question Booklet	Short Bell
9:58 AM-10:00 AM	Examining of the Question Booklet	-
10:00 AM	Commencement of the Examination	Short Bell
10:30 AM	Late entry time of candidates to the hall	-
12:20 PM	Warning Bell	Short Bell
12:30 PM	End of the Examination	Long Bell
12:30 PM	Submission of Answer Sheet & Question Booklet	-
12:30 PM-12:40 PM	Affixing the left hand thumb impression	-

10.0 PUBLICATION OF RANK LIST

Rank List will be prepared based on the score obtained by the candidate in the AEEE-2018 and the Rank list will be published in the University website on or before 5th May 2018 (Saturday).

11.0 AEEE COUNSELLING

Counselling will be held in May/June 2018. Counselling schedule with dates, sessions and rank numbers of the candidates called for counselling in each session will be published in the University website during first week of May 2018. Visit www.amrita.edu/btech to download AEEE 2018 Counselling Call Letter with the barcode printed on it. Detailed instructions will be posted in the website.

11.1 Counselling Process

Counselling will be arranged simultaneously in the three campuses namely Amritapuri, Bengaluru, and Coimbatore. Candidate can appear for counselling in any one of the three campuses and opt for a branch in any campus according to his/ her preference and availability of seat.

The counselling process involves Registration, Document Verification and Seat allotment.

1. Registration: All the eligible candidates for counselling need to produce their counselling call letter at the registration desk and the candidates will be allowed into the counselling hall after bar code verification of their call letter.

2. Document Verification: Candidates shall produce the entire ORIGINAL* documents with one Photo copy each and Demand Drafts as listed below:
- (a) Counselling Call Letter
 - (b) 10th Class Marks Statement
 - (c) HSC / 12th class Examination Hall Ticket
 - (d) HSC / 12th class Marks Statement
 - (e) Amrita Entrance Examination – Engineering 2018 Hall ticket (With Signature of Invigilator)
 - (f) Community Certificate** (SC / ST / BC / MBC / OBC)
 - (g) Transfer Certificate# and Conduct Certificate from the Institution where candidate studied 12th Class
 - (h) Demand Draft for ₹10,000/- in favour of “AMRITA SCHOOL OF ENGINEERING” payable at COIMBATORE, towards counselling fee which is non refundable.
 - (i) Demand Draft for ₹50,000/- in favour of “AMRITA SCHOOL OF ENGINEERING” payable at COIMBATORE, towards advance payment of tuition fee (partial) before seat allotment.
- * Photostat copies will not be accepted as proof of any data / information
- ** If the community certificate is in a language other than English, an English version certified by a Notary Public should be attached.
- # If TC is not issued so far, a letter from the Principal to this effect is to be submitted stating the name of the Higher Secondary School and the State where the candidate had studied 12th class to prove State Eligibility.

12.0 FEE STRUCTURE

For fee structure refer www.amrita.edu/btech

13.0 B.Tech. SCHOLARSHIP – AMRITA VIDYANIDHI

Scholarship Based on Amrita Entrance Examination-Engineering Rank

Students admitted to the first year of B.Tech 2018 batch are entitled for AMRITA VIDYANIDHI Scholarship based on their Amrita Entrance Examination-Engineering (AEEE) – 2018 rank.

Tuition fee waiver ranging from 90% to 25 % is awarded to the students, based on their rank at the time of admission counselling. Scholarship seats are earmarked in each branch in each campus. A total of 300+ candidates are eligible for scholarship at the time of admission and continuation of scholarship in subsequent years would require meeting the minimum required CGPA during subsequent years of study*.

* *terms and conditions will be available at the time of counselling.*

14.0 CONFIRMATION OF SEAT

After getting seat allotment, candidates are required to pay the balance fees to confirm the allotted seat within the time limit prescribed in the Seat Allotment Order. If the candidate does not comply with the requirements of the seat allotment order by the stipulated date, his / her seat allotment made during the counselling session shall stand cancelled. Balance fee can be paid online. Request for extension of time for payment of fees will not be entertained. If a candidate fails to remit the fees on or before the stipulated date his/her seat allotment will get cancelled automatically without any notice.



15.0 WITHDRAWAL FROM THE PROGRAMME AND REFUND OF FEES

If the student wishes to withdraw from the programme of studies in which he/she is admitted, the refund of fees will be made as per the details given below:

Sl. No	Date of cancellation	% of refund of fee
1	Before commencement of classes (The date will be announced at the time of counselling)	100% fees (Less ₹ 10,000/-Processing Fee)
2	After commencement of classes until July 2018	80%
3	01.08.2018 till 16.08.2018	50%
4	After 16.08.2018	No refund

- Requests for withdrawals should be made in the prescribed application form which can be downloaded from www.amrita.edu/btech
- Refund will be made only after the candidate has surrendered the idcard, original fee receipts and the dues clearance certificate
- The refund information given above is indicative only and the universities reference the right to make changes as per the notification received from the regulatory authorities from time to time. Such changes will be updated in the university website: www.amrita.edu/btech

16.0 IMPORTANT DATES

Important AEEE-2018 Events	Dates and Days
Commencement of Online Registration	29.11.2017 (Wednesday)
Commencement of OMR application sales	
Last date for submitting Online Application	31.03.2018 (Saturday)
Filled-in OMR application should reach by	
Computer Based Test (CBT)	19.04.2018 to 22.04.2018 (Thursday, Friday, Saturday & Sunday)
Pen and Paper (P&P) Test	28.04.2018 (Saturday)
Declaration of AEEE-2018 Rank	On or before 05.05.2018 (Saturday)

17.0 IMPORTANT NOTES

1. Ensure that you fulfill the eligibility criteria given in Section 3.0 of the Information Handbook.
2. Ensure that you are using the correct application form intended for AEEE-2018.
3. Application forms will be machine processed. The machine will read only fully darkened bubbles. Please see Section 4.2.1 of the Information Handbook before filling the OMR application form (for P&P Candidates).
4. Completed application form shall be sent only to the address given in Section 4.2.3 of the Information Handbook (for P&P Candidates).
5. Submit only **one** application form before the last date prescribed and the application must be complete in all respects. Incomplete applications are liable to be rejected.
6. Options once selected in the application cannot be changed at a later date.
7. NRI candidates shall give their address in India for correspondence.
8. The application fee and the counselling charge are not refundable.
9. The information provided in the Information Handbook pertains to the current status, and is subject to change.
10. The admission process of the university shall be subject to the jurisdiction of the courts of Coimbatore.



18.0 FAQ ON B.Tech. ADMISSIONS 2018

- 1) What is the procedure to get admission for B.Tech. in Amrita deemed to be University?
Ans: A candidate should have a pass in 10+2 (class XII) or its equivalent examination with minimum 60% aggregate of marks in Mathematics, Physics and Chemistry with not less than 55% marks in each of these three subjects and also should appear for Amrita Entrance Examination - Engineering (AEEE) to be eligible to get admission based on his/ her rank in the entrance exam. Age restrictions apply.
- 2) Based on the rank in a National or State entrance exam, can a candidate get direct admission in Amrita?
Ans: No. Only eligible candidates who appeared for Amrita Entrance Exam 2018 are eligible for admission based on their AEEE rank.
- 3) What is the accreditation status of Amrita Vishwa Vidyapeetham?
Ans: Refer Page No. 2, See Section 1.0.
- 4) How are Amrita B.Tech. programmes designed?
Ans: The university follows highly structured process in the Curriculum Design and Development (CDD) which takes place every three years by taking into consideration the trends of the societies and the nation, in terms of technological changes, human resource needs, research requirements, including demands, employability needs and the needs of all other stakeholders. Presently, choice based credit system with continuous evaluation is followed under semester pattern.
- 5) Is campus transfer possible after joining the B.Tech. programme in anyone of the Amrita campuses?
Ans: No. There is no provision for campus transfer.
- 6) What is faculty student ratio for the engineering programmes?
Ans: 1 : 12 approximately.
- 7) Where should I attend the counselling for B.Tech. admission?
Ans: You can attend the counselling in any one of the three campuses mentioned in this handbook (See Section 11.1) at your convenience and opt any branch in any one of the three campuses-Amritapuri, Bengaluru and Coimbatore according to the availability of seats at the time of your counselling.
- 8) How do I know the date of my counselling?
Ans: Counselling schedule will be published in the University website along with the rank list. Candidates shall find from the website their date and time of counselling.
- 9) At the time of counselling, is the presence of candidate compulsory?
Ans: Yes, the candidate along with his/her parent or guardian shall be present at the counselling desk.



10. At the time of counselling, is it enough to produce Photostat copies of the certificates?
Ans: Sorry. Original certificates are to be produced (See Section 11.1, Item (2) in this Handbook) at the time of counselling
11. In XII class exam, my average marks for Physics, Chemistry and Mathematics is above 60%, but in one of the subjects the score is less than 55%. Can I attend the counselling?
Ans : No. You should get 55% or more separately in Mathematics, Physics and Chemistry each, together with minimum 60% aggregate of marks in these three subjects.
12. After admission, if one wants to withdraw from the programme, what about the refund of fees?
Ans: Refer to Section 15.0 in this handbook. Refund will be given as per the regulations of the University.
13. How to re-login to complete the printing application using online?
Ans: A candidate can re-login using Email ID/application Number and Date of birth
14. Difficulty to re-login due to mistake in Email ID or Date of Birth. Help!
Ans: In case of such difficulty, send email to admissions@amrita.edu with details like Name, Father's Name, Registered Mobile Number, etc.
15. Is it possible to change exam centre after submitting the application?
Ans: No
16. Is it possible to change exam mode (P&P to CBT and vice versa) after submitting the application?
Ans: No
17. When will the Hall ticket be generated?
Ans: Hall ticket will be generated once the slot selection process is over.
18. Difficulty in downloading the hall ticket.
Ans: Contact admissions@amrita.edu

19.0 PREVENTIVE MEASURES AGAINST RAGGING

As per the orders of the Central and State Governments and the directives of the Hon'ble Supreme Court of India, precautionary steps are taken to prevent ragging in all the campuses, including the hostels. The students are regularly warned that they would be expelled from the institution with a reference to their offence in their Transfer Certificates and if required, they would be handed over to the local police. Posters are displayed warning them of the far-reaching consequences of indulging in ragging. Undertakings from the senior students are taken, countersigned by their parents that they would not indulge in such activities. Counselling is given to the second year students by the Dean-Engineering and Professor of Students Welfare.

Departmental anti-ragging committees with staff and students as members are formed to prevent, to find out and punish the wrong-doers. The non-teaching staff working in most of the service outlets and utilities and in the sports grounds in the campus and hostels are instructed to be on the lookout and inform of any sign of ragging or teasing. The affected students can report in confidence to the Chairman-Council of Wardens and to the Professor-Students Affairs. Studying in Amma's institutions, the students have an ingrained sense of dignity, and respect for fellow students and this is responsible for the incident - free student life in our campuses.

ADMISSION ENQUIRIES: For all enquiries related to the Entrance Examination, and admission based on the Entrance Examination, please call **0422 – 2685 169/170** between 9:00 AM - 4:30 PM on working days or email your enquiry to "admissions@amrita.edu"

ANNEXURE-I**CITIES AND CITY CODES FOR COMPUTER BASED TEST (CBT) AND
PEN & PAPER BASED TEST (P&P)**

State	City	City Code	Mode of Exam (CBT / P&P)	
ANDAMAN & NICOBAR ISLAND	Port Blair	01	CBT	
ANDHRA PRADESH	Anantapur	02	CBT	
	Guntur	03	CBT	
	Kakinada	04	CBT	
	Kurnool	05	CBT	
	Nellore	06	CBT	
	Tadepalligudem	07	CBT	
	Tirupati	08	CBT	
	Vijayawada	09	CBT	
	Visakhapatnam	10	CBT	
ASSAM	Guwahati	11	CBT	
BIHAR	Patna	12	CBT	
	Muzaffarpur	13	CBT	
CHANDIGARH	Chandigarh	14	CBT	
CHHATTISGARH	Bhilai	15	CBT	
	Raipur	16	CBT	
DELHI	Delhi	17	CBT	
GOA	Goa (Panaji)	18	CBT	
GUJARAT	Ahmedabad	19	CBT	
	Rajkot	20	CBT	
	Surat	21	CBT	
	Vadodara	22	CBT	
HARYANA	Gurgaon	23	CBT	
	Hisar	24	CBT	
HIMACHAL PRADESH	Shimla	25	CBT	
JHARKHAND	Dhanbad	26	CBT	
	Jamshedpur	27	CBT	
	Ranchi	28	CBT	
KARNATAKA	Bengaluru	29	CBT	P&P
	Davangere	30		P&P
	Hubli	31	CBT	
	Mangalore	32	CBT	
	Mysore	33	CBT	
	Raichur	34		P&P
	Shimoga	35		P&P
Udupi	36		P&P	

State	City	City Code	Mode of Exam (CBT / P&P)	
KERALA	Alappuzha	37		P&P
	Amritapuri	38	CBT	P&P
	Kalpetta	39		P&P
	Kannur	40	CBT	P&P
	Kasaragod	41		P&P
	Kochi	42	CBT	P&P
	Kollam	43		P&P
	Kottayam	44	CBT	P&P
	Kozhikode	45	CBT	P&P
	Malappuram	46		P&P
	Palakkad	47	CBT	P&P
	Pathanamthitta	48		P&P
	Thiruvananthapuram	49	CBT	P&P
	Thodupuzha	50		P&P
	Thrissur	51	CBT	P&P
MADHYA PRADESH	Bhopal	52	CBT	
	Gwalior	53	CBT	
	Indore	54	CBT	
	Jabalpur	55	CBT	
MAHARASHTRA	Aurangabad	56	CBT	
	Mumbai	57	CBT	
	Nagpur	58	CBT	
	Nasik	59	CBT	
	Pune	60	CBT	
	Thane	61	CBT	
ODISHA	Bhubaneswar	62	CBT	
PUNJAB	Amritsar	63	CBT	
RAJASTHAN	Jaipur	64	CBT	
	Jodhpur	65	CBT	
	Kota	66	CBT	
	Udaipur	67	CBT	
TAMIL NADU	Chennai	68	CBT	P&P
	Coimbatore	69	CBT	P&P
	Cuddalore	70		P&P
	Dindigul	71		P&P
	Erode	72	CBT	P&P
	Hosur	73	CBT	P&P
	Karur	74		P&P
	Kancheepuram	75	CBT	P&P
	Madurai	76	CBT	P&P
	Nagercoil	77	CBT	
	Namakkal	78	CBT	P&P
	Ooty	79	CBT	

State	City	City Code	Mode of Exam (CBT / P&P)	
TAMIL NADU	Pollachi	80	CBT	P&P
	Puducherry	81	CBT	P&P
	Pudukkottai	82		P&P
	Salem	83	CBT	P&P
	Thanjavur	84	CBT	
	Thiruvannamalai	85	CBT	P&P
	Tirunelveli	86	CBT	
	Tiruppur	87		P&P
	Trichy	88	CBT	P&P
	Tuticorin	89		P&P
	Vellore	90		P&P
TELANGANA	Hyderabad	91	CBT	
	Khammam	92	CBT	
	Warangal	93	CBT	
UTTAR PRADESH	Agra	94	CBT	
	Allahabad	95	CBT	
	Kanpur	96	CBT	
	Lucknow	97	CBT	
	Noida	98	CBT	
	Varanasi	99	CBT	
UTTARAKHAND	Dehradun	100	CBT	
WEST BENGAL	Durgapur	101	CBT	
	Kolkata	102	CBT	
			84	39

ANNEXURE – II

LIST OF STATES / UNION TERRITORIES WITH CODE NUMBER

State	Code
Andhra Pradesh	10
Arunachal Pradesh	11
Assam	12
Bihar	13
Chhattisgarh	14
Goa	15
Gujarat	16
Haryana	17
Himachal Pradesh	18
Jammu and Kashmir	19
Jharkhand	20
Karnataka	21
Kerala & Mahe	22
Madhya Pradesh	23
Maharashtra	24
Manipur	25
Meghalaya	26
Mizoram	27
Nagaland	28
Odisha	29
Punjab	30
Rajasthan	31
Sikkim	32
Tamil Nadu & Puducherry (UT)	33
Telangana	34
Tripura	35
Uttar Pradesh	36
Uttarakhand	37
West Bengal	38
UNION TERRITORIES	
Andaman and Nicobar Islands	39
Chandigarh	40
Dadra and Nagar Haveli	41
Daman and Diu	42
Delhi	43
Lakshadweep	44
Countries other than India	50

ANNEXURE - III

SYLLABUS FOR ENTRANCE EXAMINATION

(See university website for model questions)

MATHEMATICS

a) COMPLEX NUMBERS

Complex numbers in the form $a+ib$ and their representation in a plane. Argand diagram. Algebra of complex numbers, Modulus and argument (or amplitude) of a complex number, square root of a complex number. Cube roots of unity, triangle inequality.

b) PERMUTATIONS AND COMBINATIONS

Fundamental principle of counting; Permutation as an arrangement and combination as selection, Meaning of $P(n,r)$ and $C(n, r)$. Simple applications.

c) BINOMIAL THEOREM

Binomial theorem for positive integral indices. Pascal's triangle. General and middle terms in binomial expansions, simple applications.

d) SEQUENCES AND SERIES

Arithmetic, Geometric and Harmonic progressions. Insertion of Arithmetic, Geometric and Harmonic means between two given numbers. Relation between A.M., G.M. and H.M. Special series $\sum n$, $\sum n^2$, $\sum n^3$. Arithmetico-Geometric Series, Exponential and Logarithmic Series.

e) MATRICES AND DETERMINANTS

Determinants and matrices of order two and three, properties of determinants. Evaluation of determinants. Addition and multiplication of matrices, adjoint and inverse of matrix. Solution of simultaneous linear equations using determinants .

f) QUADRATIC EQUATIONS

Quadratic equations in real and complex number system and their solutions. Relation between roots and co-efficients, nature of roots, formation of quadratic equations with given roots.

g) TRIGONOMETRY

Trigonometrical identities and equations. Inverse trigonometric functions and their properties. Properties of triangles, including centroid, incentre, circumcentre and orthocentre, solution of triangles. Heights and distances.

h) MEASURES OF CENTRAL TENDENCY AND DISPERSION

Calculation of Mean, Median and Mode of grouped and ungrouped data. Calculation of standard deviation, variance and mean deviation for grouped and ungrouped data.

i) PROBABILITY

Probability of an event, addition and multiplication theorems of probability and their applications; Conditional probability; Bayes' theorem, Probability distribution of a random variate; Binomial and Poisson distributions and their properties.

j) DIFFERENTIAL CALCULUS

Polynomials, rational, trigonometric, logarithmic and exponential functions. Graphs of simple functions. Limits, Continuity; differentiation of the sum, difference, product and quotient of two functions. Differentiation of trigonometric, inverse trigonometric, logarithmic, exponential, composite and implicit functions; derivatives of order upto two. Applications of derivatives: Maxima and Minima of functions one variable, tangents and normals, Rolle's and Lagrange's Mean Value Theorems.

k) INTEGRAL CALCULUS

Integral as an anti derivative. Fundamental integrals involving algebraic, trigonometric, exponential and logarithmic functions. Integration by substitution, by parts and by partial fractions. Integration using trigonometric identities. Integral as a limit of sum. Properties of definite integrals. Evaluation of definite integral; Determining areas of the regions bounded by simple curves.

l) DIFFERENTIAL EQUATIONS

Ordinary differential equations, their order and degree. Formation of differential equation. Solutions of differential equations by the method of separation of variables. Solution of Homogeneous and linear differential equations, and those of type $d^2y/dx^2 = f(x)$.

m) TWO DIMENSIONAL GEOMETRY

Review of Cartesian system of rectangular co-ordinates in a plane, distance formula, area of triangle, condition for the collinearity of three points, slope of a line, parallel and perpendicular lines, intercepts of a line on the coordinate axes.

n) THE STRAIGHT LINE AND PAIR OF STRAIGHT LINES

Various forms of equations of a line, intersection of lines, angles between two lines, conditions for concurrence of three lines, distance of a point from a line. Equations of internal and external bisectors of angles between two lines, equation of family lines passing through the point of intersection of two lines, homogeneous equation of second degree in x and y , angle between pair of lines through the origin, combined equation of the bisectors of the angles between a pair of lines, condition for the general second degree equation to represent a pair of lines, point of intersections and angles between two lines.

o) CIRCLES AND FAMILY OF CIRCLES

Standard form of equation of a circle, general form of the equation of a circle, its radius and centre, equation of a circle in the parametric form, equation of a circle when the end points of a diameter are given, points of intersection of a line and circle with the centre at the origin and condition for a line to be tangent, equation of a family of circles through the intersection of two circles, condition for two intersecting circles to be orthogonal.

p) CONIC SECTIONS

Sections of cones, equations of conic sections (parabola, ellipse and hyperbola) in standard forms, conditions for $y = mx+c$ to be a tangent and point(s) of tangency.

q) VECTOR ALGEBRA

Vector and scalars, addition of two vectors, components of a vector in two dimensional and three dimensional space, scalar and vector products, scalar and vector triple product. Application of vectors to plane geometry.

r) THREE DIMENSIONAL GEOMETRY

Distance between two points. Direction cosines of a line joining two points. Cartesian and vector equation of a line. Coplanar and skew lines. Shortest distance between two lines. Cartesian and vector equation of a plane. Angle between (i) two lines (ii) two planes (iii) a line and a plane Distance of a point from a plane.

PHYSICS**a) UNITS AND DIMENSIONS**

Units for measurement, system of units, SI, fundamental and derived units, dimensions and their applications.

b) MECHANICS

Motion in straight line, uniform and non-uniform motion, uniformly accelerated motion and its applications, Scalars and Vectors, and their properties; resolution of vectors, scalar and vector products; uniform circular motion and its applications, projectile motion Newton's Laws of motion; conservation of linear momentum and its applications, laws of friction, concept of work, energy and power; energy-kinetic and potential; conservation of energy; different forms of energy. Elastic collisions in one and two dimensions.

Center of mass of a many particle system; center of mass of a rigid body, rotational motion and torque. Angular momentum and its conservation. Moments of inertia, parallel and perpendicular axes theorem, moment of inertia for a thin rod, ring, disc and sphere.

Gravitation: Acceleration due to gravity and its properties. One and two dimensional motion under gravity. Universal law of gravitation, planetary motion, Kepler's laws, artificial satellite-geostationary satellite, gravitational potential energy near the surface of earth, gravitational potential and escape velocity.

c) SOLIDS AND FLUIDS

Solids: Elastic properties, Hooke's law, Young's modulus, bulk modulus, modulus of rigidity. Liquids: Cohesion and adhesion; surface energy and surface tension; flow of fluids, Bernoulli's theorem and its applications; viscosity, Stoke's Law, terminal velocity.

d) OSCILLATIONS AND WAVES

Periodic motion, simple harmonic motion and its equation, oscillations of a spring and simple pendulum.

Wave motion, properties of waves, longitudinal and transverse waves, superposition of waves, Progressive and standing waves. Free and forced oscillations, resonance, vibration of strings and air columns, beats, Doppler effect.

e) HEAT AND THERMODYNAMICS

Thermal expansion of solids, liquids and gases and their specific heats, relationship between C_p and C_v for gases, first and second laws of thermodynamics, Carnot cycle, efficiency of heat engines. Transference of heat; thermal conductivity; black body radiations, Kirchoff's law, Wein's Law, Stefan's law of radiation and Newton's law of cooling.

f) ELECTROSTATICS, CURRENT ELECTRICITY AND MAGNETOSTATICS

Coloumb's law, dielectric constant, electric field, lines of force, field due to dipole, electric flux, Gauss's theorem and its applications; electric potential, potential due to a point charge; conductors and insulators, distribution of charge on conductors; capacitance, parallel plate capacitor, combination of capacitors, energy stored in a capacitor.

Electric current: Cells-primary and secondary, grouping of cells; resistance and specific resistivity and its temperature dependence. Ohm's law, Kirchoff's Law. Series and parallel circuits; Wheatstone's Bridge and potentiometer with their applications.

Heating effects of current, electric power, concept of thermoelectricity-Seebeck effect and thermocouple; chemical effect of current- Faraday's laws of electrolysis.

Magnetic effects: Oersted's experiment, Biot Savart's law, magnetic field due to straight wire, circular loop and solenoid, force on a moving charge in a uniform magnetic field (Lorentz force), forces and torques on a current carrying conductor in a magnetic field, force between current carrying wires, moving coil galvanometer and conversion to ammeter and voltmeter.

Magnetostatics: Bar magnet, magnetic field, lines of force, torque on a bar magnet in a magnetic field, earth's magnetic field; para, dia and ferro magnetism, magnetic induction, magnetic susceptibility.

g) ELECTROMAGNETIC INDUCTION AND ELECTROMAGNETIC WAVES

Induced e.m.f., Faraday's law, Lenz's law, self and mutual inductance; alternating currents, impedance and reactance, power in ac; circuits with L C and R series combination, resonant circuits, transformer and AC generator. Electromagnetic waves and their characteristics; electromagnetic spectrum from gamma to radio waves.

h) RAY AND WAVE OPTICS

Reflection and refraction of light at plane and curved surfaces, total internal reflection; optical fiber; deviation and dispersion of light by a prism; lens formula, magnification and resolving power; microscope and telescope, Wave nature of light, interference, Young's double experiment; thin films, Newton's rings. Diffraction: diffraction due to a single slit; diffraction grating, polarization and applications.

i) MODERN PHYSICS

Dual nature of Radiation - De Broglie relation, photoelectric effect, Alpha particle scattering experiment, atomic masses, size of the nucleus; radioactivity, alpha, beta and gamma particles/rays. Radioactive decay law, half life and mean life of radio active nuclei; Nuclear binding energy, mass energy relationship, nuclear fission and nuclear fusion.

Energy bands in solids, conductors, insulators and semiconductors, pn junction, diode, diode as a rectifier, transistor action, transistor as an amplifier.

CHEMISTRY

a) BASIC CONCEPTS

Atomic and molecular masses, mole concept and molar mass, percentage composition, empirical and molecular formula, chemical reactions, stoichiometry and calculations based on stoichiometry.

b) ATOMIC STRUCTURE, CHEMICAL BONDING AND MOLECULAR STRUCTURE

Bohr's model, de Broglie's and Heisenberg's principles, Quantum mechanical model, Orbital concept and filling up of electrons; Bond formation and bond parameters; Valence bond and molecular orbital theory; VSEPR theory; Hybridization involving s, p and d orbital; Hydrogen bond.

c) EQUILIBRIUM AND THERMODYNAMICS

Law of chemical equilibrium and Equilibrium Constant; Homogeneous and Heterogeneous equilibria; LeChatelier's principle, Ionic equilibrium; Acids, Bases, Salts and Buffers; Solubility product; Thermodynamic state; Enthalpy, Entropy and Gibb's free energy; Heats of reactions; Spontaneous and nonspontaneous processes.

d) ELECTROCHEMISTRY, KINETICS AND SURFACE CHEMISTRY

Specific, molar and equivalent conductance of weak and strong electrolytes; Kohlrausch law; Electrochemical cells and Nernst equation; batteries, fuel cells and corrosion.

Rate of a reaction and factors affecting the rate: Rate constant, order and molecularity, collision theory.

Physisorption and chemisorptions; colloids and emulsions; homogeneous and heterogeneous catalysis.

e) SOLID STATE AND SOLUTIONS

Molecular, ionic, covalent and metallic solids; amorphous and crystalline solids; crystal lattices and Unit cells; packing efficiency and imperfections; electrical and magnetic properties. Normality, molarity and molality of solutions, vapour pressure of liquid solutions; ideal and non-ideal solutions, colligative properties; abnormality.

f) HYDROGEN

Position of hydrogen in the periodic table; dihydrogen and hydrides- preparation and properties; water, hydrogen peroxide and heavy water; hydrogen as a fuel.

g) S - BLOCK ELEMENTS

Group 1 and 2 Alkali and Alkaline earth elements; general characteristics of compounds of the elements; anomalous behavior of the first element; preparation and properties of compounds like sodium and calcium carbonates, sodium chloride, sodium hydroxide; biological importance of sodium, potassium and calcium.

h) P - BLOCK ELEMENTS

Groups 13 to 17 elements: General aspects like electronic configuration, occurrence, oxidation states, trends in physical and chemical properties of all the families of elements; compounds of boron like borax, boron hydrides and allotropes of carbon; compounds of nitrogen and phosphorus, oxygen and sulphur; oxides and oxyacids of halogens.

i) D, F - BLOCK ELEMENTS

Electronic configuration and general characteristics of transition metals; ionization enthalpy, ionic radii, oxidation states and magnetic properties; interstitial compounds and alloy formation; lanthanides and actinoids and their applications.

j) CO-ORDINATION COMPOUNDS

Werner's theory and IUPAC nomenclature of coordination compounds; coordination number and isomerism; Bonding in coordination compounds and metal carbonyls and stability; application in analytical methods, extraction of metals and biological systems.

k) BASIC ORGANIC CHEMISTRY AND TECHNIQUES

Tetravalence of carbon and shapes of organic compounds; electronic displacement in a covalent bond inductive and electromeric effects, resonance and hyperconjugation; hemolytic and heterolytic cleavage of covalent bond free radicals, carbocations, carbanions electrophiles and nucleophiles; methods of purification of organic compounds; qualitative and quantitative analysis.

l) HYDROCARBONS, HALOALKANES AND HALOARENES

Alkanes, alkenes, alkynes and aromatic hydrocarbons; IUPAC nomenclature, isomerism; conformation of ethane, geometric isomerism, general methods of preparation and properties, free radical mechanism of halogenations, Markownikoff's addition and peroxide effect; benzene, resonance and aromaticity, substitution reactions; Nature of C-X bond in haloalkanes and haloarenes; mechanism of substitution reactions.

m) ALCOHOLS, PHENOLS AND ETHERS

IUPAC nomenclature, general methods of preparation, physical and chemical properties, identification of primary, secondary and tertiary alcohols, mechanism of dehydration; electrophilic substitution reactions.

n) ALDEHYDES, KETONES, CARBOXYLIC ACIDS AND AMINES

Nomenclature, general methods of preparation, physical and chemical properties of the group members; nucleophilic addition and its mechanism; reactivity of alpha hydrogen in aldehydes; mono and dicarboxylic acids-preparation and reactions; identification of primary, secondary and tertiary amines; preparation and reactions of diazonium salts and their importance in synthesis.

o) POLYMERS AND BIOMOLECULES

Natural and synthetic polymers, methods of polymerization, copolymerization, molecular weight of polymers, Polymers of commercial importance, Carbohydrates: mono, oligo and polysaccharides; Proteins Alpha amino acid, peptide linkage and polypeptides: Enzymes, Vitamins and Nucleic acids (DNA and RNA).

p) ENVIRONMENTAL CHEMISTRY

Air, water and soil pollution, chemical reactions in atmosphere, acid rain; ozone and its depletion; green house effect and global warming; pollution control.

q) CHEMISTRY IN EVERYDAY LIFE

Drugs and their interaction; chemicals as analgesics, tranquilizers, antiseptics, antibiotics, antacids and antihistamines; Chemicals in food- preservatives, artificial sweetening agents; cleansing agents – soaps and detergents.

ANNEXURE - IV
INSTRUCTIONS ON QUESTION PAPER

AMRITA VISHWA VIDYAPEETHAM (University established u/s 3 of UGC Act 1956) Amrita Entrance Examination – Engineering				
PHYSICS, CHEMISTRY & MATHEMATICS				
Question Booklet Version Code	A	Question Booklet No.	101240	Time: 2½ Hrs
Number of Pages	20	Number of Questions	100	Max. Marks: 300
Name of the Candidate				
Registration Number				
Signature of the Candidate				
INSTRUCTIONS TO THE CANDIDATES				
GENERAL				
<ol style="list-style-type: none"> 1. Any malpractice or attempt to commit malpractice in the examination hall will lead to disqualification of the candidate. 2. Candidates are not allowed to carry any textual material, printed or written bits of paper, Mathematical and Physical Tables, Electronic gadgets like tablet, calculator, cell phone, etc. into the examination hall. 3. Candidates shall possess the Amrita Entrance Examination – Engineering Hall Ticket which should be produced on demand. 4. Candidates shall occupy the respective seats bearing their registration numbers. 5. Candidates shall sign the attendance sheet available with the invigilator. 6. Candidates are not permitted to leave the hall before the end of the examination. 7. Candidates are required to handover the ANSWER SHEET and the QUESTION BOOKLET to the invigilator before leaving the hall. 8. After submitting the answer sheet, candidates are required to affix their left thumb impression on the attendance sheet available with the invigilator. 				
QUESTION BOOKLET				
<ol style="list-style-type: none"> 9. DO NOT OPEN THIS SEALED BOOKLET UNTIL THE INVIGILATOR ANNOUNCES TO DO SO. 10. Before opening the Question Booklet, write the Name, Registration Number and Signature using ball pen in the space provided at the top of this page. 11. Immediately after opening the booklet, examine whether it contains all the 100 questions in serial order and 20 pages as mentioned at the top of this page. In case of unprinted, torn or missing pages, the matter should be reported to the invigilator immediately. 12. Rough work may be done on the space provided in this booklet. 				
<i>(Continued on the last page)</i>				

SEAL

(continued from the first page)

OMR ANSWER SHEET

13. Use the OMR answer sheet carefully; no spare sheet will be issued under any circumstance.
14. Do not fold or make any stray mark on the OMR sheet.
15. Use HB Pencil or Black ball point pen for shading the bubbles and ball point pen for writing.
16. In the OMR answer sheet, make the following entries
 - a. Write the Registration Number, Question Booklet Number and Question Booklet Version code using ball point pen.
 - b. Fill the ovals corresponding to the Registration Number, Question Booklet Number and Question Booklet Version Code using HB pencil / ball point pen.
 - c. Write your Name and Signature using ball point pen.
17. Rough work should not be done on the answer sheet.

ANSWERING AND EVALUATION

18. For each question, four answers are suggested of which only one is correct / most appropriate. Mark the correct / most appropriate answer by darkening the corresponding bubble using HB pencil or Black ball point pen.
19. In case the candidate wishes to change the choice already shaded using HB pencil, he/she may erase the marking completely and thereafter shade the alternative bubble. If ball point pen is used for shading the ovals, make sure of the answer before shading since such markings cannot be altered.
20. If more than one bubble is darkened against a question, it will be treated as an incorrect answer.
21. For each correct answer, three marks will be awarded.
22. **For each incorrect answer, one mark will be deducted from the total score.**
23. If any smudge is left on the OMR sheet, evaluation will become imperfect.