

ONLINE DIRECT TAX PAYMENT

NETBanking

23/01/2013

THIS IS A SIMPLE STEP BY STEP GUIDE TO ENABLE YOU TO MAKE Direct TAX PAYMENTS ON NET BANKING PLATFORM.

Introduction:

Retail NET Banking acts as a secured, user friendly single point of access for various payments like Vendor Payments/ Employee Payments / Collections and Taxes.

HDFC Bank is the leading bank in collection of various tax payments (CBDT / CBEC) via electronic mode.

Ministry of Finance has made TDS Payments mandatory via the Electronic Mode from 1st April 2008.

Workflow:

Step1 - Log on to HDFC Bank Ltd.

Step2 - Click on NSDL Site Link and Input the required Tax Information

Step3 - Select HDFC Bank as a Retail User

Step4 - Login to Net Banking and confirm the payment

Step5 - Authorise the payment as per the Board Resolution's Requirements.

Step6 - Check if the payment is Executed /Rejected

Step7 - Print the online Challan instantaneously

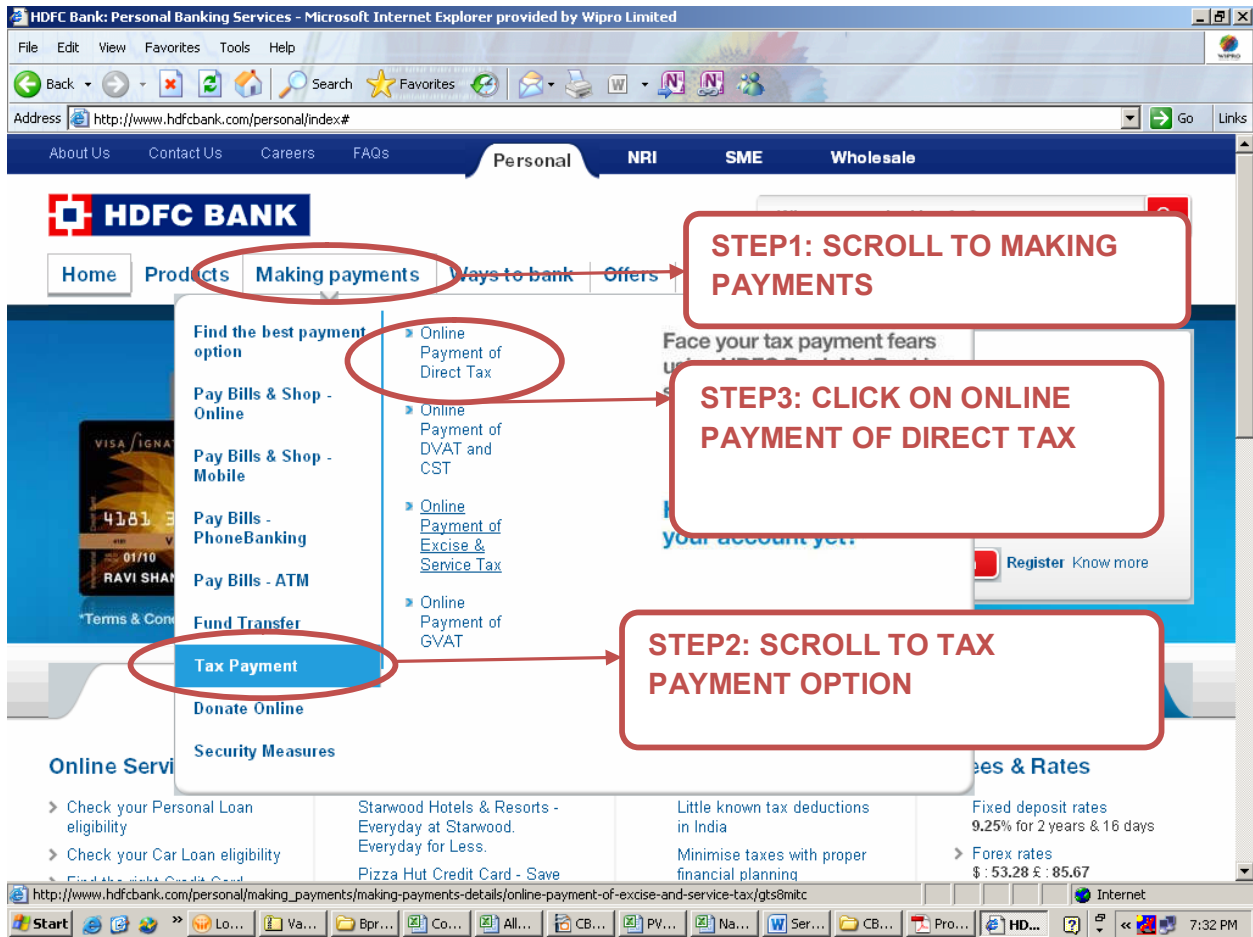
Process

The following steps need to be followed to make tax payments:

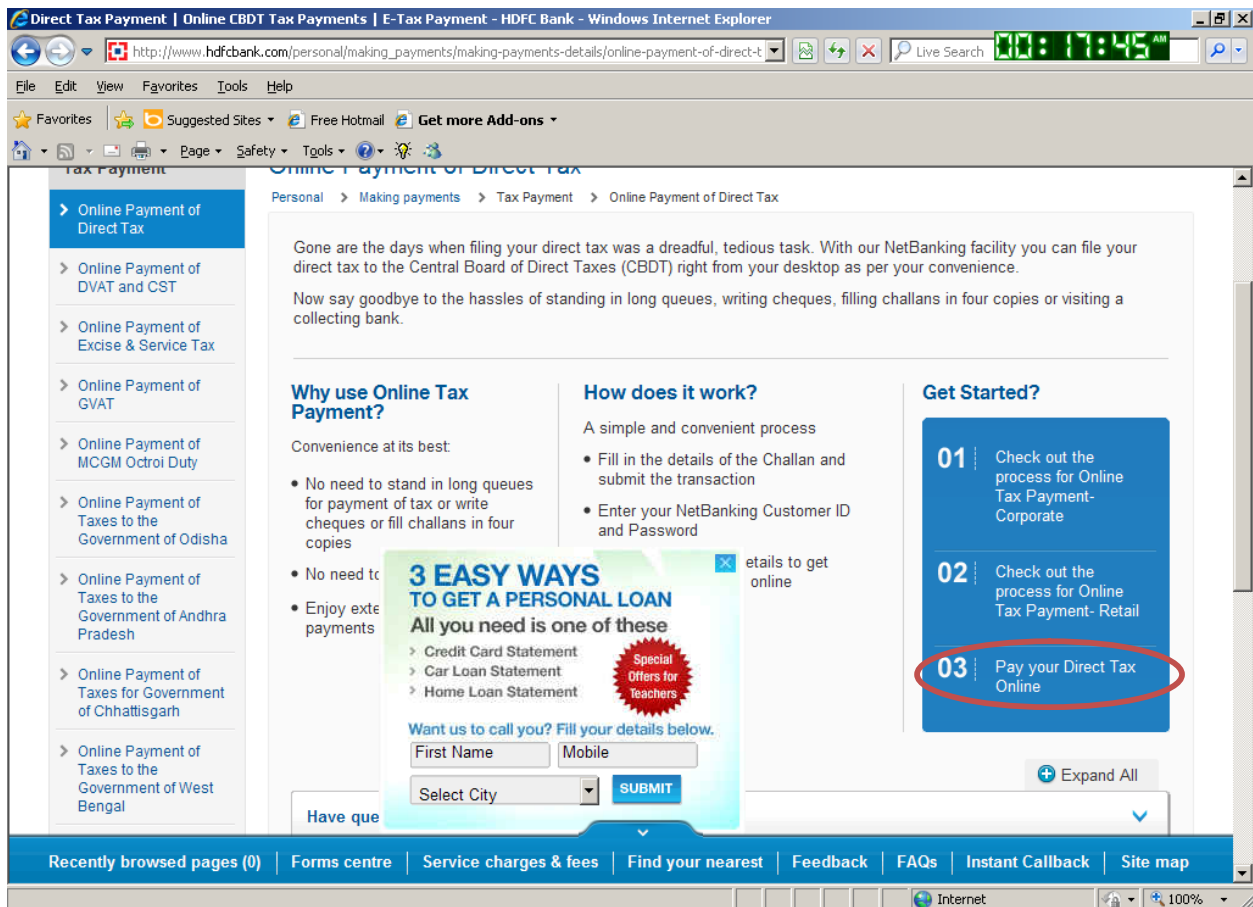
1. Log-on to the Website : <http://www.hdfcbank.com/>

- Under Making My Payment Section
- Click on Tax Payment and Online Payment of direct Tax.

1. LOGON TO HDFC BANK PORTAL (HOMEPAGE) AND FOLLOW THE BELOW STEPS TO GO TO ONLINE DIRECT TAX OPTION



2. SCROLL DOWN TO RIGHT HAND-SIDE BOTTOM OF THE PAGE AND CLICK ON PAY YOUR DIRECT TAX ONLINE.



Direct Tax Payment | Online CBDT Tax Payments | E-Tax Payment - HDFC Bank - Windows Internet Explorer

http://www.hdfcbank.com/personal/making_payments/making-payments-details/online-payment-of-direct-t

Live Search 10:17:45 AM

File Edit View Favorites Tools Help

★ Favorites ★ Suggested Sites Free Hotmail Get more Add-ons

Page Safety Tools

Tax Payment

- Online Payment of Direct Tax
- Online Payment of DVAT and CST
- Online Payment of Excise & Service Tax
- Online Payment of GVAT
- Online Payment of MCGM Octroi Duty
- Online Payment of Taxes to the Government of Odisha
- Online Payment of Taxes to the Government of Andhra Pradesh
- Online Payment of Taxes for Government of Chhattisgarh
- Online Payment of Taxes to the Government of West Bengal

Personal > Making payments > Tax Payment > Online Payment of Direct Tax

Gone are the days when filing your direct tax was a dreadful, tedious task. With our NetBanking facility you can file your direct tax to the Central Board of Direct Taxes (CBDT) right from your desktop as per your convenience.

Now say goodbye to the hassles of standing in long queues, writing cheques, filling challans in four copies or visiting a collecting bank.

Why use Online Tax Payment?

Convenience at its best:

- No need to stand in long queues for payment of tax or write cheques or fill challans in four copies
- No need to
- Enjoy exte payments

How does it work?

A simple and convenient process

- Fill in the details of the Challan and submit the transaction
- Enter your NetBanking Customer ID and Password

Get Started?

- 01 Check out the process for Online Tax Payment- Corporate
- 02 Check out the process for Online Tax Payment- Retail
- 03 Pay your Direct Tax Online

3 EASY WAYS TO GET A PERSONAL LOAN

All you need is one of these

- Credit Card Statement
- Car Loan Statement
- Home Loan Statement

Special Offers for Teachers

Want us to call you? Fill your details below.

First Name Mobile

Select City


Have que

Expand All

Recently browsed pages (0) | Forms centre | Service charges & fees | Find your nearest | Feedback | FAQs | Instant Callback | Site map

Internet 100%

3. Select the type of challan based on the type of tax payment being made. For payment of TDS (Tax Deducted At Source) ,please click on the hyperlink – CHALLAN NO.- ITNS281.



e-TAX Payment System - Microsoft Internet Explorer provided by HDFC Bank Ltd

File Edit View Favorites Tools Help

Address <https://tin.tin.nsd.com/etaxnew/tdsnontds.jsp> Go Links >>

 **NSDL** TAX INFORMATION NETWORK
of Income Tax Department

e-Payment

Select applicable challan

TDS/TCS

[CHALLAN NO./ITNS 281](#) (Tax Deducted at Source / Tax Collected at Source (TDS/TCS) from corporates or non-corporates)

Non-TDS/TCS

[CHALLAN NO./ITNS 280](#) (payment of Income tax & Corporation Tax)

[CHALLAN NO./ITNS 282](#) (payment of Security Transaction Tax, Hotel Receipts Tax, Estate Duty, Interest Tax, Wealth Tax, Expenditure Tax /Other direct taxes & Gift tax)

[CHALLAN NO./ITNS 283](#) (payment of Banking Cash Transaction Tax and Fringe Benefits Tax)

Done Internet

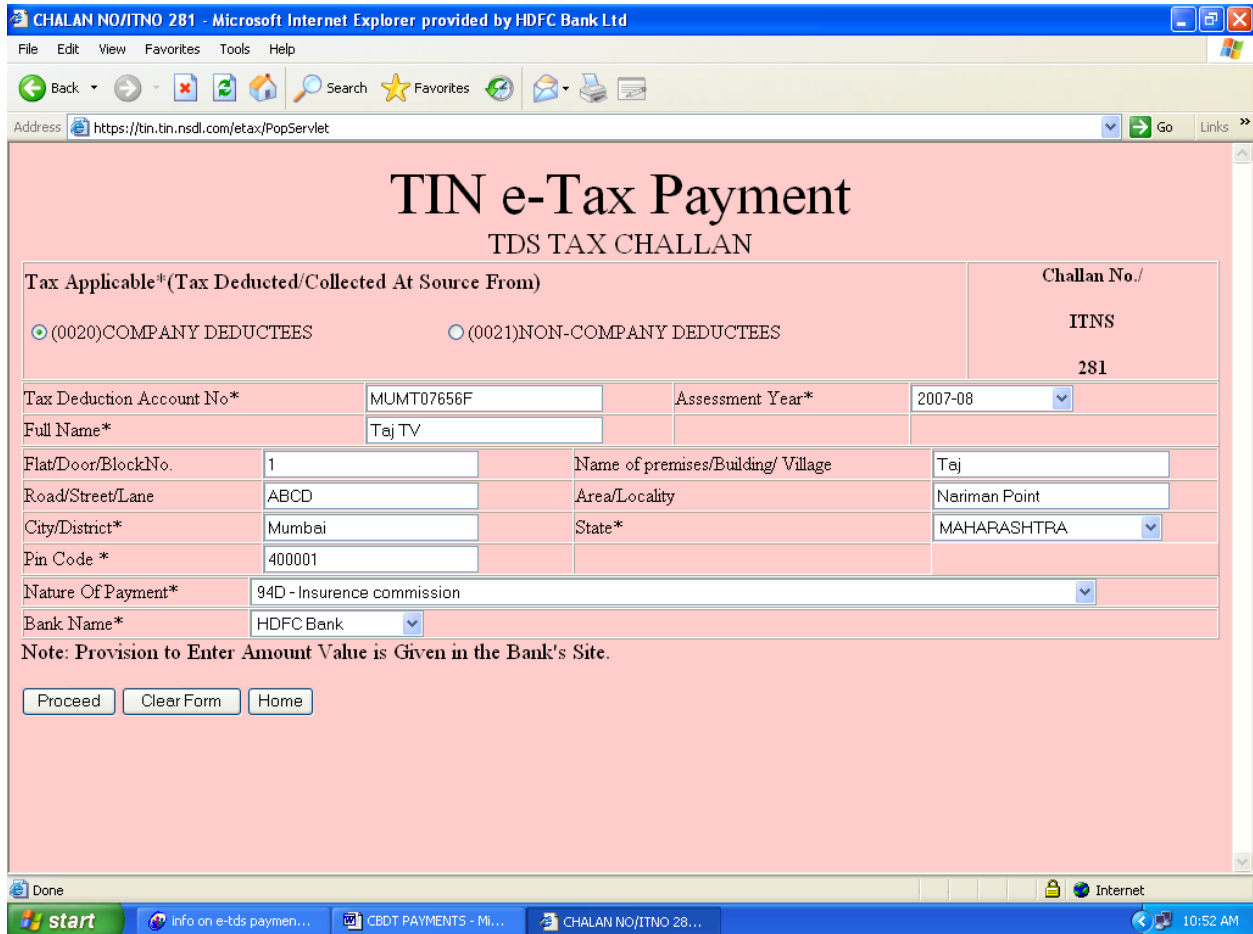
Start | Dipna Pathare - Inbox - ... | HDFC Bank - Leading Ba... | e-TAX Payment Syste... | CBDT PAYMENTS - Micro... | 10:51 AM

4. Fill in all the key details like TAN No.etc and then select HDFC Bank Name.

Then click on the tab “Proceed”

Note: Please note that the Asterisk (*) marked fields are mandatory.

Private



The screenshot shows a web browser window titled "CHALAN NO/ITNO 281 - Microsoft Internet Explorer provided by HDFC Bank Ltd". The address bar shows "https://tin.tin.nsd1.com/etax/PopServlet". The main content area is titled "TIN e-Tax Payment TDS TAX CHALLAN".

TIN e-Tax Payment
TDS TAX CHALLAN

Tax Applicable*(Tax Deducted/Collected At Source From)

(0020)COMPANY DEDUCTEES
 (0021)NON-COMPANY DEDUCTEES

Challan No./
ITNS
281

Tax Deduction Account No*	MUMT07656F	Assessment Year*	2007-08
Full Name*	Taj TV		
Flat/Door/BlockNo.	1	Name of premises/Building/ Village	Taj
Road/Street/Lane	ABCD	Area/Locality	Nariman Point
City/District*	Mumbai	State*	MAHARASHTRA
Pin Code *	400001		
Nature Of Payment*	94D - Insurance commission		
Bank Name*	HDFC Bank		

Note: Provision to Enter Amount Value is Given in the Bank's Site.

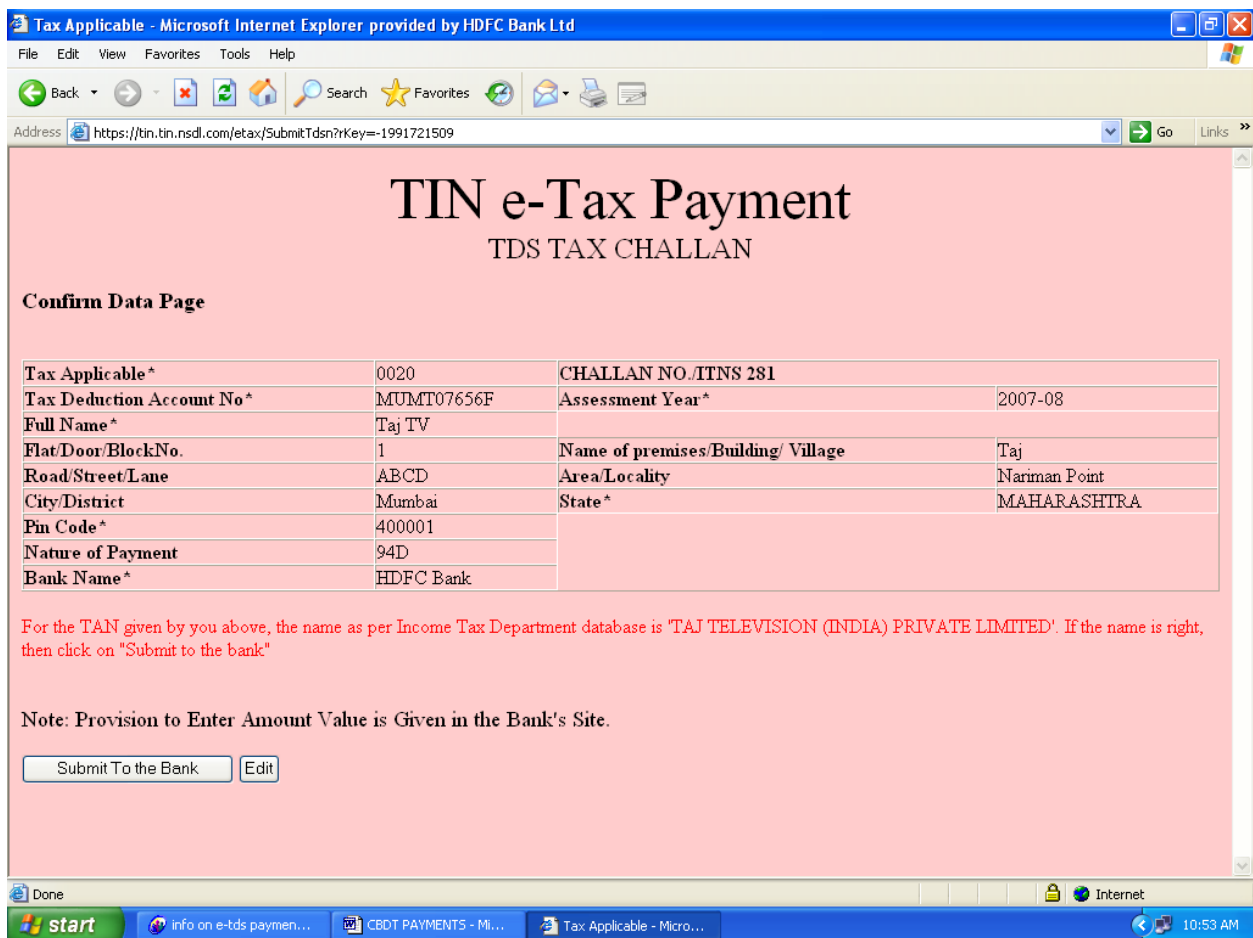
The browser's taskbar shows several open windows: "start", "info on e-tds paymen...", "CBDT PAYMENTS - Mi...", and "CHALAN NO/ITNO 28...". The system clock shows 10:52 AM.

5. The details inputted by the User will be displayed. The Tax Assessment

No. is verified and displayed in Red Font as showcased below.

To confirm the details and proceed with the transaction, click on “Submit to the Bank”. OR

Click on “Edit” to change details, if required



TIN e-Tax Payment
TDS TAX CHALLAN

Confirm Data Page

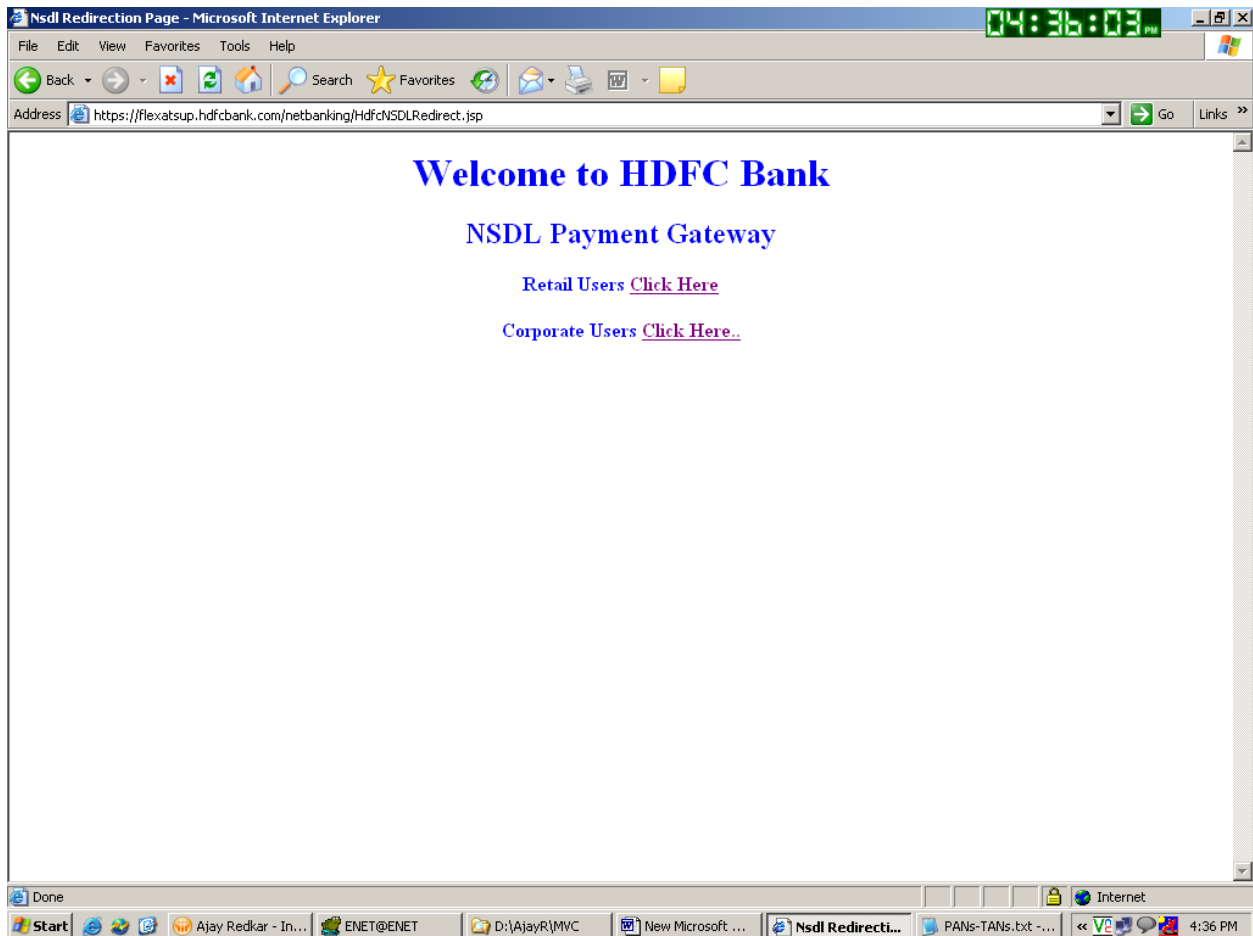
Tax Applicable *	0020	CHALLAN NO./ITNS 281	
Tax Deduction Account No *	MUMT07656F	Assessment Year *	2007-08
Full Name *	Taj TV		
Flat/Door/BlockNo.	1	Name of premises/Building/ Village	Taj
Road/Street/Lane	ABCD	Area/Locality	Nariman Point
City/District	Mumbai	State *	MAHARASHTRA
Pin Code *	400001		
Nature of Payment	94D		
Bank Name *	HDFC Bank		

For the TAN given by you above, the name as per Income Tax Department database is 'TAJ TELEVISION (INDIA) PRIVATE LIMITED'. If the name is right, then click on "Submit to the bank"

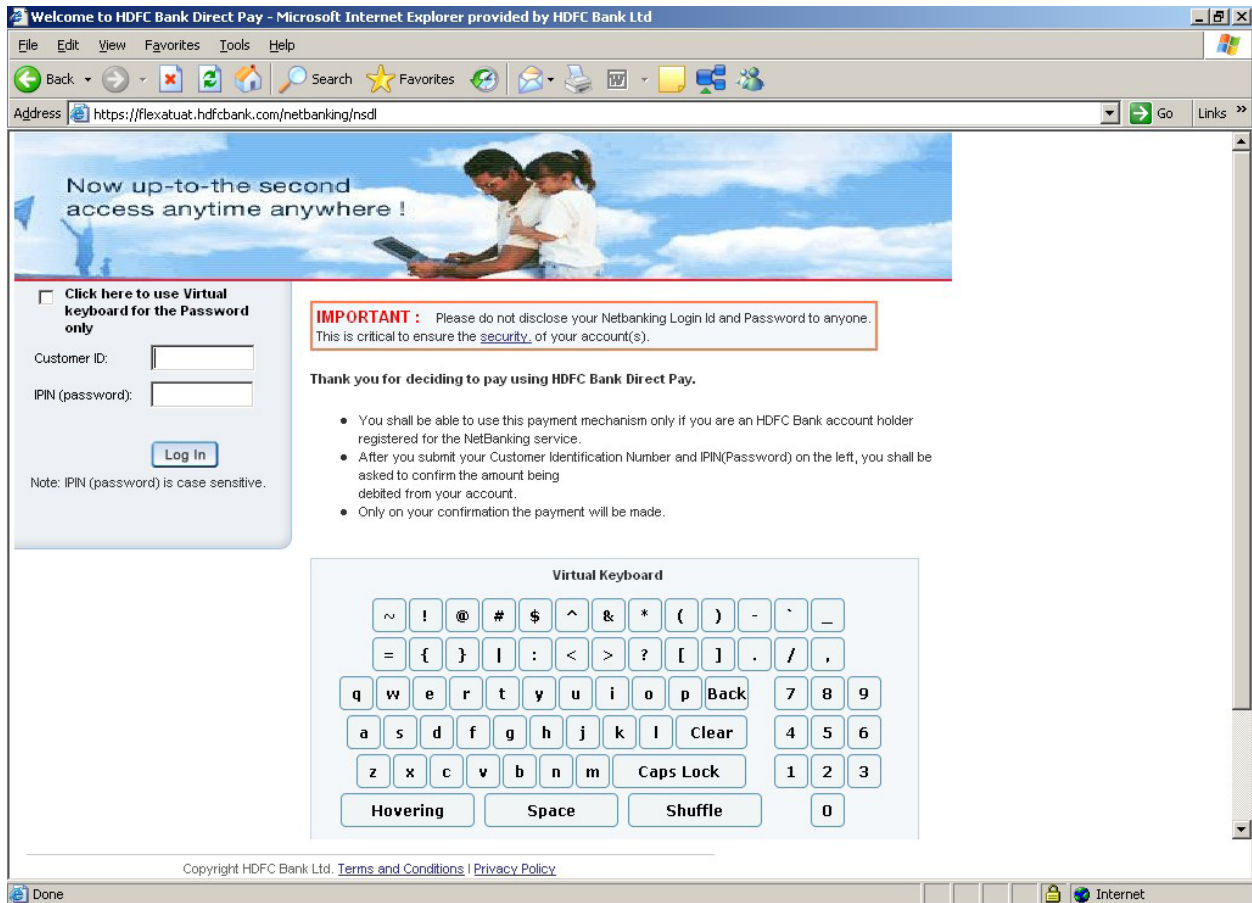
Note: Provision to Enter Amount Value is Given in the Bank's Site.

Submit To the Bank Edit

6. On clicking on the “Confirm” button, the user is redirected from NSDL site to the Internet banking site of the bank. Click on the Hyper Link “Click Here beside “Retail Users”



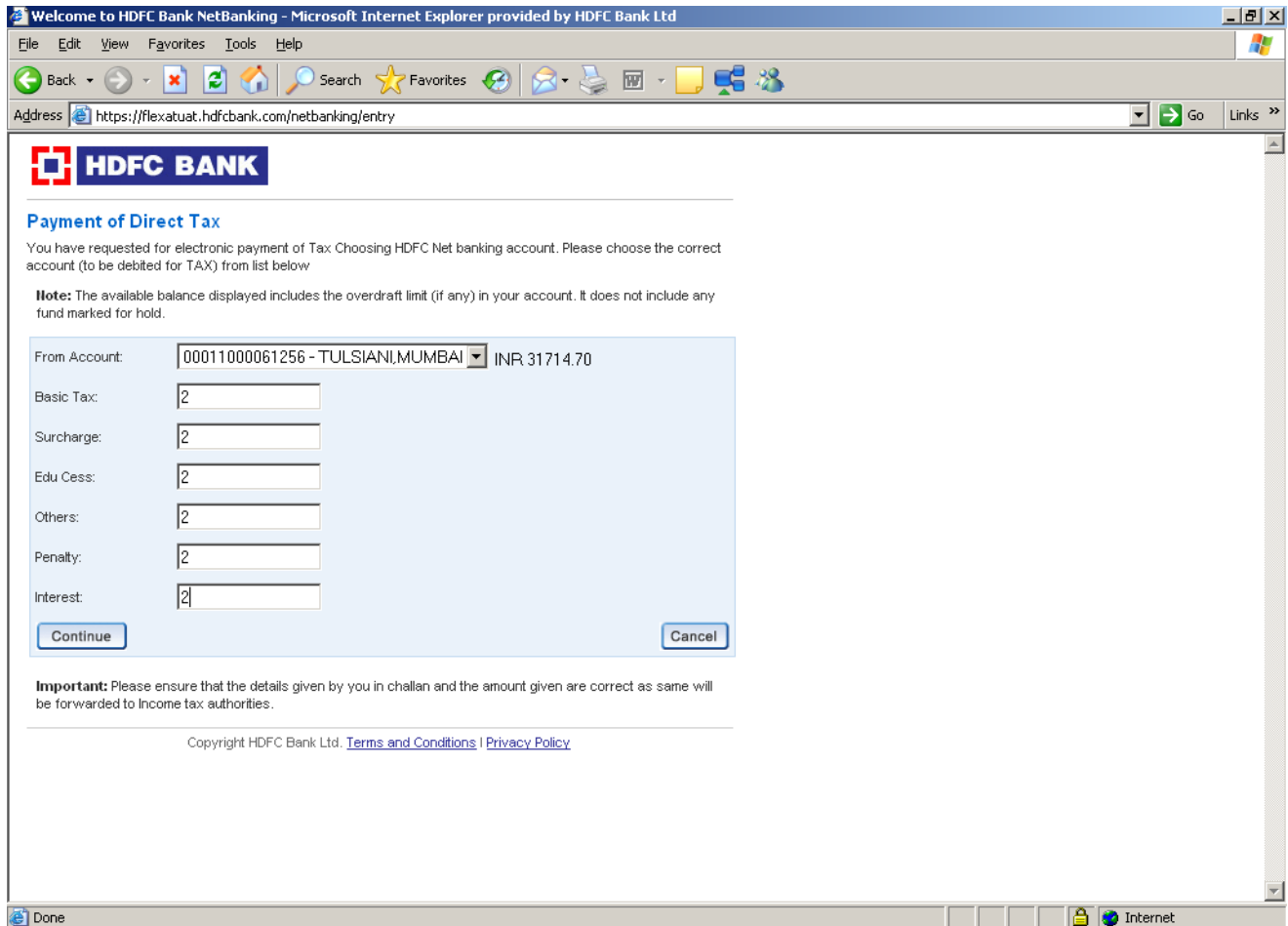
7. On clicking Retail login Page of Netbanking will be displayed where customer needs to input the Cust ID and Password



8. The User must select the account and fill in the following details, if applicable

- Basic tax
- Surcharge
- Penalty
- Education Cess

Once the details are filled in, then User(Inputter) will click on Confirm button to save and initiate payment .



The screenshot shows a Microsoft Internet Explorer browser window displaying the HDFC Bank NetBanking interface. The address bar shows the URL: <https://flexatut.hdfcbank.com/netbanking/entry>. The page title is "Welcome to HDFC Bank NetBanking - Microsoft Internet Explorer provided by HDFC Bank Ltd".

The main content area is titled "Payment of Direct Tax". Below the title, there is a message: "You have requested for electronic payment of Tax Choosing HDFC Net banking account. Please choose the correct account (to be debited for TAX) from list below". A note states: "Note: The available balance displayed includes the overdraft limit (if any) in your account. It does not include any fund marked for hold."

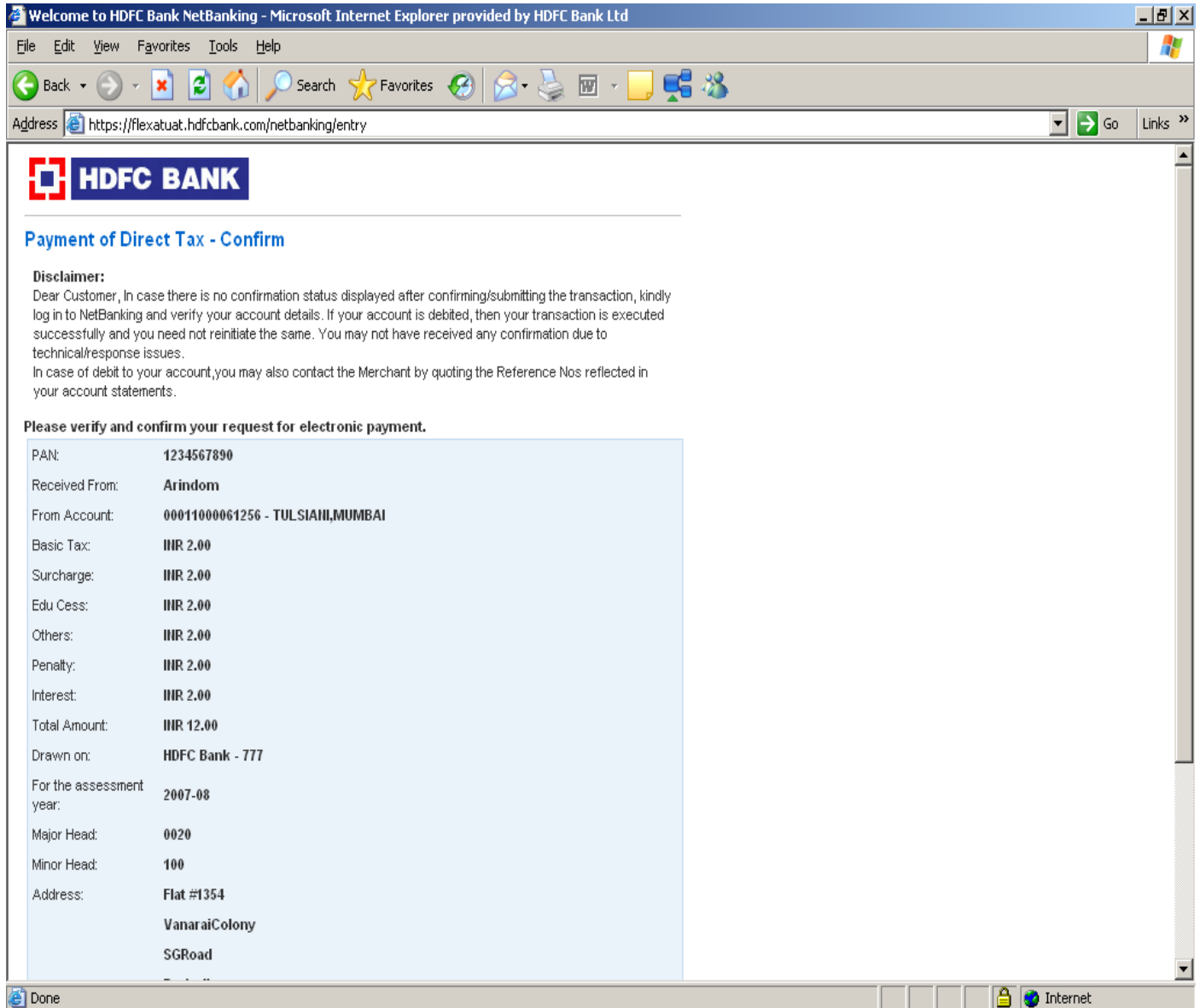
The form contains the following fields:

- From Account: 00011000061256 - TULSIANI,MUMBAI (selected) INR 31714.70
- Basic Tax: 2
- Surcharge: 2
- Edu Cess: 2
- Others: 2
- Penalty: 2
- Interest: 2

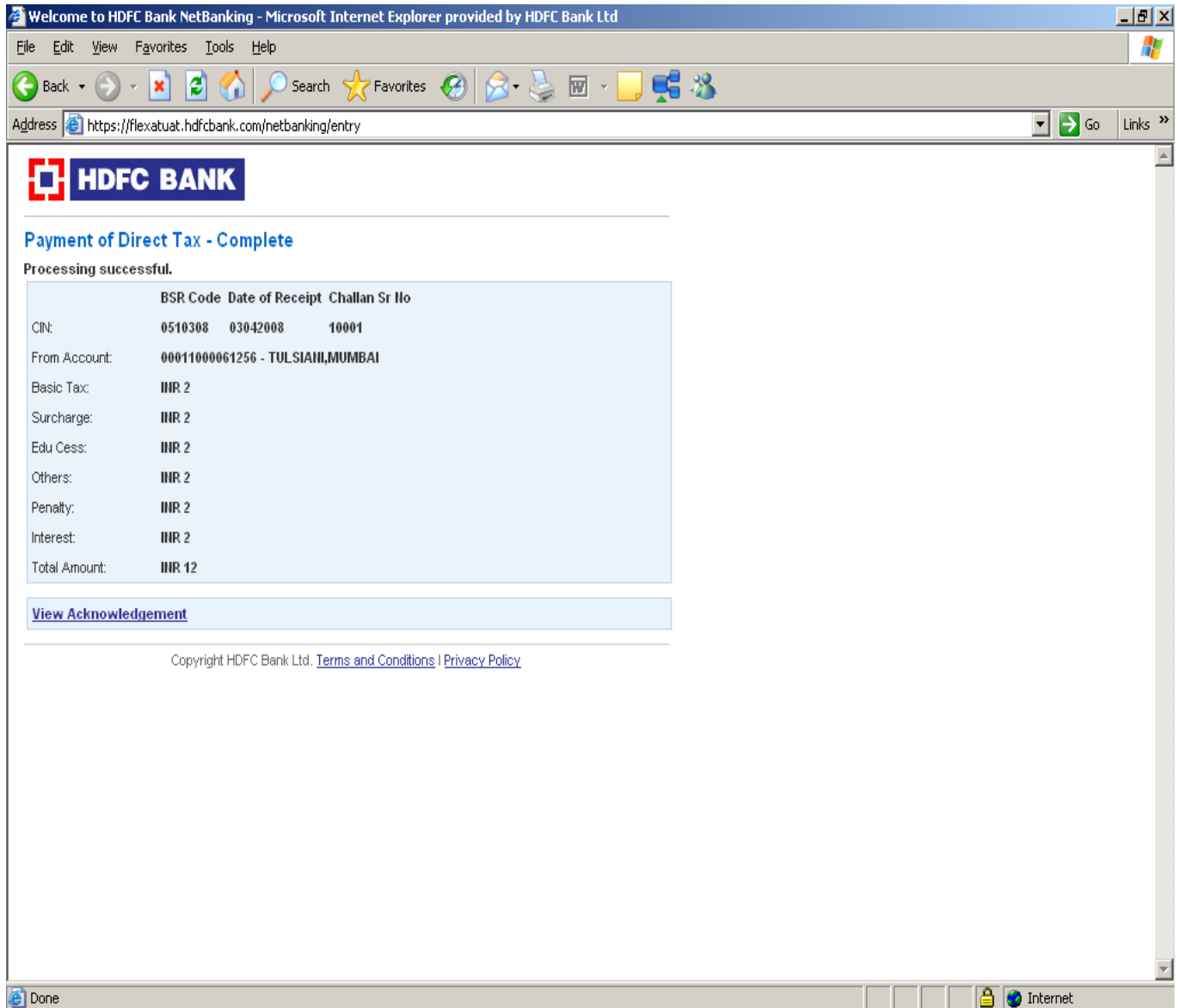
Buttons for "Continue" and "Cancel" are visible at the bottom of the form.

Below the form, there is an "Important" notice: "Important: Please ensure that the details given by you in challan and the amount given are correct as same will be forwarded to Income tax authorities." and a copyright notice: "Copyright HDFC Bank Ltd. [Terms and Conditions](#) | [Privacy Policy](#)".

9. The Payment Confirmation screen is then displayed to user



10. The payment is fully authorized and a confirmation page is displayed indicating the same.



11. Once the transaction is complete, the user need to go immediately click on 'View', and Print the 'Taxpayers Counterfoil'.

<https://flexatuaat.hdfcbank.com> - Welcome to HDFC Bank NetBanking - Microsoft Internet Explorer provided by HDFC Bank Ltd

Taxpayer's Counterfoil

 [Print This Page](#)

PAN:	1234567890
	BSR Code Date of Receipt Challan Sr No
CIN:	0510308 03042008 10001
Received From:	Arindom
Debit to A/c:	00011000061256 - TULSIANI,MUMBAI
For Rs.:	12
Rs.(in words):	INR TWELVE ONLY
Drawn on:	HDFC Bank - 777
For the assessment year:	2007-08
Major Head:	0020 - INCOME-TAX ON COMPANIES(CORPORATION TAX)
Minor Head:	100 - ADVANCE TAX

Note:

- 1) Any payments made after 23:00 hours will be accounted for on the next working day in Mumbai.
- 2) This acknowledgement cannot be regenerated. Please ensure that this is either saved or printed for your future reference.

[Save Acknowledgement](#) (Please click mouse right button and Save the Target.)



Internet