

ALL INDIA INSTITUTE OF MEDICAL SCIENCES

NEW DELHI

PROSPECTUS



होम १९५६-२०१६ DIAMOND JUBILEE
स्वास्थ्य सेवा PATIENT CARE



शरीरमाद्यं खलु धर्मसाधनम्



2016

**M.Sc./ M. BIOTECHNOLOGY/ M.Sc. NURSING/
BACHELOR OF OPTOMETRY/
B.Sc.(Hons.) MEDICAL TECHNOLOGY IN RADIOGRAPHY /
B.Sc. (Hons.) NURSING/
B.Sc. NURSING (POST-BASIC)**

IMPORTANT DATES AT A GLANCE

Date of Uploading Prospectus and Registration of Online Application through web portal	18 th March, 2016 (Friday)
Last Date for Online Registration of Application on AIIMS website www.aiimsexams.org	7 th April, 2016 (Thursday)

IMPORTANT NOTICE:-

- Please fill the online application carefully. It may not be possible to make changes after Registration as indicated:
- Any Amendment / rectification / change / editing is NOT allowed with regard to Name / Date of Birth and category i.e. SC / ST / OBC (NCL) / UR / OPH after submitting the application fees through Debit / Credit Card / Internet Banking and images once uploaded cannot be changed later.
- Other changes in the Online Registration / Application i.e. Nationality, Centre Change etc. will NOT be permitted after **07.04.2016**
- Applicants may note that further correspondence will NOT be entertained in this regard.

SCHEDULE OF DATE FOR UPLOADING OF STATUS AND ADMIT CARDS

➤ For B.Sc. Nursing (Post-Basic) / B.Sc. (Hons.) Nursing [AT ALL 7 AIIMS] , Bachelor of Optometry & B.Sc. (H) in Medical Technology in Radiography

❖	Status of application & Rejected application with reason for rejection. Applicants are required to check on 20.04.2016 through the Registration Status Tab of their My Page after Login.	19 th April	2016	Tuesday
❖	Last date for submission of required documents for Regularization of Rejected Application. No correspondence will be entertained after 28.04.2016 under any circumstances and candidates are requested NOT TO CONTACT the Examination Section.	28 th April	2016	Thursday
❖	Finalization of Centres and allotment of Roll Nos/ Admit Card on website	16 th May	2016	Monday

➤ For M.Sc. (Courses) / M.Sc. Nursing & M.Biotechnology Courses

❖	Status of application & Rejected application with reason for rejection. Applicants are required to check on 13.05.2016 through the Registration Status Tab of their My Page after Login.	12 th May	2016	Thursday
❖	Last date for submission of required documents for Regularization of Rejected Application. No correspondence will be entertained after 20.05.2016 under any circumstances and candidates are requested NOT TO CONTACT the Examination Section.	20 th May	2016	Friday
❖	Finalization of Centres and allotment of Roll Nos/ Admit Card on website	7 th June	2016	Tuesday

Dates for Entrance Examination and Counseling for B.Sc / M.Sc. Courses

➤ Bachelor of Optometry & B.Sc. (H) in Medical Technology in Radiography [AT AIIMS, NEW DELHI]

Entrance Examination [ONLY ONLINE MODE] (Morning Shift)	11 th June	2016	Saturday
Expected Date of Declaration of Examination Results	21 st June	2016	Tuesday
1 st Counseling	30 th June	2016	Thursday
2 nd Counseling	11 th July	2016	Monday
Open Counseling	19 th September	2016	Monday

➤ B.Sc. Nursing (Post-Basic) [AT AIIMS, NEW DELHI]

Entrance Examination [ONLY ONLINE MODE] (Evening Shift)	11 th June	2016	Saturday
Expected Date of Declaration of Examination Results (Stage-1)	21 st June	2016	Tuesday
Interview & Personnel Assessment	24 th June	2016	Friday
Declaration of Final Result	28 th June	2016	Tuesday

➤ B.Sc. (Hons) Nursing [AT ALL 7 AIIMS]

Entrance Examination [ONLY ONLINE MODE]	19 th June	2016	Sunday
Expected Date of Declaration of Examination Results	23 rd June	2016	Thursday
1 st Counselling [For All 7 AIIMS]	18 th – 20 th July	2016	Monday-Wednesday
2 nd Counselling [FOR ALL 7 AIIMS]	20 th August	2016	Saturday
Open Counselling [For AIIMS, NEW DELHI only] if seats are vacant	28 th September	2016	Wednesday

➤ M.Sc. Nursing [AT AIIMS, NEW DELHI]

Entrance Examination [ONLY ONLINE MODE] (Morning Shift)	25 th June	2016	Saturday
Expected Date of Declaration of Examination Results	4 th July	2016	Monday
Verification of Original documents of short listed candidates before Counselling by Academic Section, AIIMS, New Delhi	1 st August	2016	Monday
1 st Counselling of all eligible candidates whose documents have been verified on 2 nd August, 2016	2 nd August	2016	Tuesday
2 nd Counselling	16 th August	2016	Tuesday
Open Counselling	19 th September	2016	Monday

✚ M.Sc. Courses [AT AIIMS, NEW DELHI]			
Entrance Examination [ONLY ONLINE MODE] (<i>Evening Shift</i>)	25 th June	2016	Saturday
Expected Date of Declaration of Examination Results	4 th July	2016	Monday
Verification of Original documents of short listed candidates before Counselling by Academic Section, AIIMS, New Delhi	1 st August	2016	Monday
1 st Counselling of all eligible candidates whose documents have been verified on 2 nd August, 2016	2 nd August	2016	Tuesday
2 nd Counselling	16 th August	2016	Tuesday
Open Counselling	19 th September	2016	Monday

✚ M.Biotechnology [AT AIIMS, NEW DELHI]			
Entrance Examination [ONLY ONLINE MODE]	9 th July	2016	Saturday
Expected Date of Declaration of Examination Results	13 th July	2016	Wednesday
Verification of Original documents of short listed candidates before Counselling by Academic Section, AIIMS, New Delhi	1 st August	2016	Monday
1 st Counselling of all eligible candidates whose documents have been verified on 2 nd August, 2016	2 nd August	2016	Tuesday
2 nd Counselling	16 th August	2016	Tuesday
Open Counselling	19 th September	2016	Monday



IMPORTANT INFORMATION

APPLICATION & REGISTRATION FEES

Category	Application Fees	Transaction Fees
General / Unreserved (UR)	1000.00	As applicable
Other Backward Classes {OBC}	1000.00	As applicable
Scheduled Caste (SC)	800.00	As applicable
Scheduled Tribe (ST)	800.00	As applicable
Orthopedic / Physically Handicapped (OPH)	Nil	Not Applicable
Requisite fees may be paid through Credit Card / Debit Card / Net Banking		

Display of Results

Results will be available on website www.aiimsexams.org
Result of individual candidate will NOT be informed on telephone and candidates are advised NOT to call the Examination Section for such information.

APPLICATION & REGISTRATION

1. All Applicants are required to read the Prospectus and Help Manual carefully before online registration and ensure that no column is left blank. In the event of rejection of the application form, no intimation will be provided and no correspondence / request for reconsideration will be entertained.
2. Most problems in online registration occurs when the applicant has not followed instructions laid down in the Prospectus and Help Manual or have started online registration without reading the Prospectus or Help Manual
3. Please fill the Online Application carefully. It may not be possible to make any Amendment / Rectification / Change / Editing in the field of Name/Date of Birth/Category i.e. SC/ST/OBC(NCL)/UR/OPH and (Examination Centre for B.Sc.(H) Nursing Course for 7 AIIMS) after submitting the Application fee through Debit / Credit Card / Net Banking.
4. Other changes in the Online Registration / Application viz Father's Name, Mother's Name, Gender, Nationality, Marital Status can be done during Registration process. After the last date of Registration i.e. 07.04.2016 changes are not permitted. Images once uploaded cannot be changed later. Applicants may note that further correspondence will NOT be entertained in this regard.
5. Please do not wait till the last moment for registration (CHECK THE LAST DATE FOR REGISTRATION)
6. Candidate applying under OBC category must possess valid caste certificate by the competent authority issued within last one year prior to 1st date of Counselling. The Certificate must be valid for admission in Central Govt. Institutions.
7. In the event of NetBanking / Debit Card / Credit Card not being accepted, AIIMS shall not be responsible for non-payment (kindly check your Status in MY PAGE to confirm)
8. Incomplete applications will be rejected.
9. Applicants may familiarize themselves with the method of Examination by taking the Mock Test available on the website: www.aiimsexams.org after upload of Admit Card.
10. Please visit www.aiimsexams.org regularly for latest notification / announcement as well as any Addendum / Dedendum / Corrigendum / Latest updates etc. regarding this Examination.
11. To facilitate quick redressal of queries use registered email id of Registration Form. Replies / Clarifications will only be given through this email.
12. The list of shortlisted candidates will be made available on the website and email/sms alert to the registered e-mail id/mobile no. will be sent. No SEPARATE CALL LETTER WILL BE SENT BY POST. Candidates are advised to regularly visit the official website of AIIMS for any upload with regard to admit card, result, counselling etc.

Please save and download a print of the Registration Slip and retain the copy of Registration Slip till completion of admission process

CONTENTS

SL. NO.	PARTICULARS	PAGE NO.
Section 1	Introduction	1
Section 2	Aims and Objectives	1
Section 3	Courses Available	2
Section 4	Aims & Objectives of the Courses	2-3
Section 5	Duration & Number of Seats	6
Section 6	Admission Requirements	7
Section 7	Schemes of Competitive Entrance Examination & procedure for selection	9
Section 8	Requirements for Admission of Foreign Nationals candidates & OIC	13
Section 9	Procedure to Apply	13-14
Section 10	Guidelines to Fill REGISTRATION form	15
Section 11	Important Instructions	15-17
Section 12	Medical Examination	17
Section 13	Fees and Other Expenses	18
Section 14	Hostel Accommodation	18-19
Section 15	Stipend	19
Section 16	Institute Library	19
Section 17	Code of Conduct for Students	19-21
Section 18	Appendix-I List of Recognised Nursing Colleges	22
Section 19	Appendix-II “ Instruction for Online Application”	23-43
Section 20	Instructions for Uploading Images (Photographs, Signature & Thumb Impression)	42-47
	Proforma for Other Backward Class (OBC) Certificate	48
	Form of SC/ST Certificate prescribed	49

Frequently Asked Questions Enquiries relating to Entrance Examination (FAQs) Please visit www.aiimsexams.org

An Act of Parliament in 1956 established the All India Institute of Medical Sciences (AIIMS, New Delhi), as an autonomous institution of national importance and defined its objectives and functions. By virtue of this Act, the Institute grants its own medical degrees and other academic distinctions. The degrees granted by the Institute under the All India Institute of Medical Sciences Act are recognized medical qualifications for the purpose of the Indian Medical Council Act and notwithstanding anything contained therein, are deemed to be included in the first schedule of that Act, entitling the holders to the same privileges as those attached to the equivalent awards from the recognized Universities of India.

OTHER AIIMS

Under the Pradhan Mantri Swasthya Suraksha Yojana 6 new All India Institutes of Medical Sciences have been established similar to AIIMS, New Delhi. Government of India had decided that from Academic Session August, 2013, B.Sc. (Hons) Nursing course will be started in six new AIIMS at Bhopal, Bhubaneswar, Jodhpur, Patna, Raipur and Rishikesh. The proposal is for an intake of 60 students for each of the institutions for B.Sc. (Hons) Nursing Course. The Ministry after deliberation took the view that selection for admission should be done through the same entrance examination through which candidates are selected for AIIMS New Delhi. The counseling and admission in six new AIIMS will be done by the Ministry of Health & Family Welfare, Government of India. Any dispute in regard to counseling and admission to six new AIIMS will be dealt with by Ministry of Health and Family Welfare, Nirman Bhavan, New Delhi.

AIMS & OBJECTIVES

In the field of postgraduate education, the most essential function of the Institute is to provide opportunities for training teachers for medical colleges in the country in an atmosphere of research and enquiry. The postgraduate students are exposed to the newer methods of teaching and given opportunities to actively participate in teaching exercises. The other important objectives of the Institute are to bring together in one place educational facilities of the highest order for the training of personnel in all the important branches of health activity and to attain self-sufficiency in postgraduate medical education. The educational principles and practices being adopted are those which are best suited to the needs of the nation.

A. Post-Graduate Courses :

1. **M.Sc.:** Anatomy, Biochemistry, Biophysics, Pharmacology, Physiology, Perfusion Technology, Reproductive Biology and Clinical Embryology, and Nuclear Medicine Technology
2. **M. Biotechnology**
3. **M.Sc. Nursing:** (i) Cardiological / CTVS Nursing (ii) Oncological Nursing (iii) Neurosciences Nursing (iv) Nephrological Nursing (v) Critical Care Nursing (vi) Paediatric Nursing (vii) Psychiatric Nursing.

B. Undergraduate Courses :

1. B.Sc. (Hons.) Nursing (Applicable to all seven AIIMS)
2. Bachelor of Optometry
3. B.Sc.(Hons.) Medical Technology in Radiography
4. B.Sc. Nursing (Post-Basic)

AIMS & OBJECTIVE OF THE COURSES**A. Post-Graduate Courses :****1. M.Sc. COURSES****i) M.Sc. ANATOMY**

The courses in Masters in Anatomy impart training in all the branches of Human Anatomy to enable pursuit of a teaching career in Anatomy. In addition, it provides opportunity to carry out a research dissertation in any of the following sub-specialities: gross anatomy, microscopic anatomy and ultrastructure, histocytochemistry, neurobiology, cytogenetics, experimental embryology and applied immunology.

ii) M.Sc. BIOCHEMISTRY

The objective of the Masters Course in Biochemistry is to impart training in basic and advanced biochemistry, molecular biology, immunology and clinical biochemistry. The students also get an opportunity to carry out a research dissertation in any of the following areas : biochemistry and molecular biology of normal function and disease process including infectious diseases, tumour biology and cardiovascular diseases; neurochemistry; cell growth, differentiation and cell death; regulation of cellular function and gene expression; reproductive biology; molecular modelling; basic and applied immunology; recombinant DNA technology and environmental biochemistry.

iii) M.Sc. BIOPHYSICS

The Masters programme in Biophysics aims at imparting knowledge in structural biology, protein chemistry, molecular biology, molecular modelling, molecular dynamics, mathematical modelling, peptide synthesis, peptide design, radiation biology, X-ray crystallography, nuclear magnetic resonance and electron microscopy. It also provides opportunities to carry out project work leading to dissertation in various areas of modern biology.

iv) **M.Sc. PHARMACOLOGY**

Masters degree in Pharmacology encompasses an intensive curricular activity which includes lectures/seminars on basic and advanced pharmacology and toxicology, experimental and clinical pharmacological research involving modern instruments and techniques. The broad research areas include: cardiovascular pharmacology, neuropharmacology, toxicology, ocular pharmacology, drug delivery system, gastrointestinal pharmacology, pharmacokinetic studies, natural products, cancer chemotherapy, molecular pharmacology and other related areas. Students are required to undertake a thesis work under the supervision of a departmental faculty member and to participate in different curricular programmes assigned to them in the department. On successful completion, the degrees help the students in securing admission for higher studies both in India and abroad. It also provides them excellent job opportunities to secure a position in drug industry, academic institutions and drug regulating agencies.

v) **M.Sc. PHYSIOLOGY**

The candidates admitted for M.Sc. Physiology at AIIMS will be trained in all branches of Physiology. They will be given theoretical and practical training in Physiology in such a way that they will be able to pursue a career as a teacher in Physiology for medical and science students. The thesis work which the candidates would carry out as partial fulfillment for the degree, will give them training to pursue a career in research. The student will have option to select any branch of Physiology for their thesis work.

vi) **M.Sc. PERFUSION TECHNOLOGY**

The course in Masters in Perfusion Technology impart comprehensive training to candidates in various aspects of perfusion to enable him/her to function as an independent perfusionist.

vii) **M.Sc. REPRODUCTIVE BIOLOGY AND CLINICAL EMBRYOLOGY**

The course in Master degree in Reproductive Biology and Clinical Embryology is envisaged to provide advanced theoretical understanding and research training in the applications of Reproductive Biology and Clinical Embryology to the young scientists for and active career as an independent investigations, teachers and service provider (e.g. Andrology, embryology lab) in reproductive biology in order to augment the manpower available for research in reproductive biology.

viii) **M.Sc. NUCLEAR MEDICINE TECHNOLOGY**

To develop patterns of teaching and training of Post-graduate technologist in the speciality skills, competence/ leadership qualification arising out of such teaching and training to all the Nuclear Medicine facilities in India.

2. **M. BIOTECHNOLOGY**

The course in Masters in Biotechnology started at this Institute in 1986 was the first in the country based in a medical centre. The training emphasis in this course is on medical aspects related to diagnosis and therapy using modern bio-technological tools of recombinant DNA technology and immunology. Training specially emphasis on laboratory methodology and self sufficiency in planning an execution of research projects. The syllabus includes recombinant DNA technology, hybridoma technology, T cell cloning, immunological assays, genetics biophysical and biochemical dissertation handling. A dissertation on any of the above aspects chosen by the candidate is included as part of the course.

3. M.Sc. NURSING

At the end of the programme the student will be able to :

- i) Utilize/apply the concepts, theories and principles drawn from nursing and Allied sciences in her/his areas of nursing specialty.
- ii) Demonstrate advance competence in practice of nursing and allied health disciplines.
- iii) Function effectively as educator and manager of nursing and allied health disciplines.
- iv) Demonstrate leadership abilities to initiate and bring about change in her/his area of practice in the health delivery system.
- v) Demonstrate competence in conducting nursing research and interpret and utilize the findings of health related research.
- vi) Demonstrate interest in continued learning for personnel and professional advancement.

B. Undergraduate Courses :

1. B.Sc. (Hons.) Nursing

- (i) To develop in a student the qualities of a nurse who can provide comprehensive nursing care to the sick admitted to the hospital with varied medical and surgical conditions.
- (ii) To train a student as midwife, able to give necessary supervisory care and services to women during pregnancy, labour and postpartum period, to conduct deliveries on her own responsibility and to take care of the newborn and the infant.
- (iii) To impart training to the student so as to enable her to teach and supervise appropriate nursing and health care to patients, families, the general public and other co-operating personnel in the health care delivery system, thus taking part in the promotion of health, prevention of disease and in rehabilitation.

2. Bachelor of Optometry

A. Basic Medical Sciences :

- (i) To achieve general understanding of human biology.
- (ii) To achieve in-depth knowledge of science related to Optometry and ophthalmology (Anatomy, Physiology, Biochemistry, Pharmacology, Microbiology and Optics).

B. Clinical :

The objectives of the clinical work are to enable a candidate to work under the supervision of an ophthalmologist and optometrist so as to understand anatomical, physiological basis of clinical ophthalmology and its implications and applications in optometry and to enable him to:

- (i) Practice independently in hospital, clinics and in community to execute an integrated approach of promotive, preventive, diagnostic and rehabilitative aspects of ophthalmic care.
- (ii) Develop skills to carry out various ophthalmic investigations as directed.
- (iii) Assess disorders of ocular motility and uniocular and binocular functions and give orthoptic and pleoptic exercises as directed.
- iv) Perform refraction and making of glasses.
- v) Assess contact lens patients and fit contact lenses in various conditions independently.
- vi) Maintain records of patients, investigation and treatment, follow up records.

C. Machinery and equipment:


To enable the students to understand the principles of equipment used in ophthalmology, perform routine optometry investigations.

3. **B.Sc. (Hons.) Medical Technology in Radiography**

- (i) To provide basic knowledge of human anatomy and physiology for understanding human biology.
- (ii) To provide basic understanding of the beneficial and harmful effect of X-ray radiation and protective measures while working with it and physical principles of other imaging modalities like Ultrasound and MRI.
- (iii) To train the student to operate X-ray and other imaging equipments, perform all routine radiographic techniques and produce images of good diagnostic quality with minimum radiation dose.
- (iv) To train a student to work independently as a competent imaging technologist and produce teachers for the future.

4. **B.Sc. Nursing (Post-Basic) :**

- (i) To train nurses to provide comprehensive nursing care to patients/clients that contribute to health of individuals, families and communities in preventive, promotive, curative and restorative health care delivery system.
- (ii) To develop skills in nursing management and teaching at basic level.
- (iii) To produce nurses who can demonstrate communication skills, leadership qualities and decision making abilities in various situations.



The following seats are for AIIMS New Delhi only.

	Name of Discipline	Total Seats	UR	SC	ST	OBC	AIIMS (Over and Above)
1.	M.Sc. Courses						
	Anatomy	5	2	2	0	1	0
	Biochemistry	5	2	1	0	2	0
	Biophysics	5	2	0	1	2	0
	Physiology	5	2	1	1	1	0
	Pharmacology	5	2	0	1	2	0
	Perfusion Technology	6	4	1	0	1	0
	Reproductive Biology and Clinical Embryology	5	3	1	0	1	0
	Nuclear Medicine Technology	10	6	1	1	2	1
2.	M.Biotechnology	14	7	2	1	4	0
A	Total (1 + 2)	60	30	9	5	16	1(#)
3	M.Sc Nursing						
	Cardiological / CTVS Nursing	3	2	0	0	1	0
	Oncological Nursing	3	2	0	0	1	0
	Neuro Sciences Nursing	3	2	1	0	0	0
	Nephrological Nursing	3	1	1	0	1	0
	Critical Care Nursing	3	2	0	0	1	0
	Paediatrics Nursing	4	1	1	1	1	0
	Psychiatric Nursing	3	2	0	0	1	0
B	Total (3)	22	12	3	1	6	0
4.	B.Sc. (Hons.) Nursing (For Female Candidate only)	77	39	11	6	21	0
5.	Bachelor of Optometry	19	9	3	1	6	0
6.	B.Sc. (H) Medical Technology in Radiography	9	5	2	0	2	1
C	Total (5 + 6)	28	14	5	1	8	1
7.	B.Sc. Nursing (Post Basic)	15	8	2	1	4	10 (*)
D	Total (4+5+6+7)	120	61	18	8	33	12
E	GRAND TOTAL [A+B+C+D]	202	103	30	14	55	12

(#): One seat (non-transferable for open admission) for candidate in-regular service at AIIMS, New Delhi for M.Sc. (Nuclear Medicine Technology) in addition to 60 sanctioned seats.

(*): The seat distribution for 10 seats (non-transferable for open admission) for candidates in-regular service at AIIMS, New Delhi will be **SC - 2, ST - 1, OBC - 2 & UR - 5**

Duration of Course:-

1.	M.Sc./M. Biotech / M.Sc. Nursing	2 years
2.	B.Sc. (Hons) Nursing	4 years
3.	Bachelor of Optometry	4 years
4.	B.Sc.(H) Medical Technology in Radiography	3 years
5.	B.Sc. Nursing (Post Basic)	2 years

The academic session commences on 1st August every year. Selected candidates have to join the with the timeline indicated by Academic Section, AIIMS in offer letter issued to respective candidate after various round of Counselling. No candidate will be admitted in the courses in any circumstances beyond 30th September of the year of admission.

RESERVATION OF SEATS:

A. AIIMS, NEW DELHI

Reservation of seats at AIIMS, New Delhi is as follows:

Other Backward Class: 27%

Scheduled Caste: 15%

Scheduled Tribe: 7.5%

- If requisite number of suitable candidates is not available to fill up the seats reserved for the Scheduled Castes, the same will be filled by candidates belonging to the Scheduled Tribes and vice-versa
- In case suitable candidates are not available from the two reserved categories, the vacant seats will be filled up by the candidates from the general category
- In case suitable candidates are also not available in the OBC reserved category, the same will be filled up by the candidates from the general category
- For Indian Nationals, 3% reservation for Orthopaedic physically handicapped shall be provided on horizontal basis, in the seats advertised.

B. SIX OTHER AIIMS

From August 2013, Six New AIIMS like Institutions (viz: Bhopal, Bhubaneswar, Jodhpur, Patna, Raipur and Rishikesh) started with an intake of 60 students each for B.Sc. (Hons) Nursing course. The reservation policy followed will be

Other Backward Class: 27%

Scheduled Caste: 15%

Scheduled Tribe: 7.5%

For Indian Nationals, 3% reservation for Orthopaedic physically handicapped shall be provided on horizontal basis, in the seats advertised.

COUNSELLING FOR:-

1. M.Sc. Courses, M.Sc. Nursing Course and M.Biotechnology for AIIMS, New Delhi;
2. Bachelor of Optometry / B.Sc. (Hons.) Medical Technology in Radiography courses for AIIMS, New Delhi;
3. B.Sc. (Hons.) Nursing for Seven AIIMS
4. Counselling will be held as per schedule given under 'IMPORTANT DATES AT A GLANCE' in the Prospectus.

NOTE:- THE LIST OF SHORTLISTED CANDIDATES WILL BE MADE AVAILABLE ON THE WEBSITE AND E-MAIL /SMS ALERT TO THE REGISTERED E-MAIL-ID/MOBILE NO. WILL BE SENT. NO SEPARATE CALL LETTER WILL BE ISSUED BY POST. CANDIDATES ARE ADVISED TO REGULARLY VISIT THE OFFICIAL WEBSITE OF AIIMS FOR ANY UPDATE WITH REGARD TO ADMIT CARD, RESULT, COUNSELLING etc.

6

ADMISSION REQUIREMENTS

1. M.Sc./M. Biotechnology:

The candidate must possess one of the following qualifications and have secured at least 60% marks for General/OBC candidates (55% marks in case of SC/ST candidates) in aggregate in the qualifying examination:

- (a) MBBS/BDS (55% for Gen/OBC & 50% for SC/ST Categories)
- (b) B.V.Sc.
- (c) B. Pharmacy
- (d) Bachelor of Physio-therapy (4½ year course)
- (e) B.Sc. degree of minimum three years duration in any subject.

(Candidates having degree other than above are not eligible)

Note: The admission requirements for M.Sc. Anatomy, Biochemistry, Biophysics, Physiology, Pharmacology and M. Biotechnology is the same as mentioned above, but the requirements for (i) Perfusion Technology (ii) Nuclear Medicine Technology, will be as mentioned below:

(i) **Perfusion Technology** - B.Sc. with Biology (Botany & or Zoology) **OR** B.Sc. in Perfusion Technology from a recognised University.

(ii) **Reproductive Biology and Clinical Embryology** – B.Sc degree in any of the discipline related to Biology or allied to Biology.

(iii) **Nuclear Medicine Technology**- B.Sc. degree courses in Nuclear Medicine from a recognised University.

OR

B.Sc. degree with Physics / Chemistry/ Mathematics from a recognised University.

OR

B.Sc. in allied/related subject i.e. Radio Diagnosis/ Radiotherapy from a recognised University.

OR

B.Sc. in Life Sciences with Physics as a subject from recognised University.

2. **M. Biotechnology:**

Admission requirements are same like other M.Sc. Courses along with **B. Tech (Biotechnology)** which is also covered under eligibility criteria.

3. **M.Sc. Nursing**

- (i) B.Sc. (Hons.) Nursing /B.Sc. Nursing (Post-Certificate)/Post-Basic /B Sc. Nursing (4years) course from any recognised University, from an educational institution Recognised by the Indian Nursing Council, with 60% marks for Gen/OBC candidates (55% marks in case of SC/ST candidates).
- (ii) Registration as Nurse, RN, RM (Registered Nurse, Registered Midwife) with any State Nursing Council.

Note 1: *For Indian Nationals, 3% reservation for orthopaedic physically handicapped shall be provided on horizontal basis, in the seat available in M.Sc. Nursing courses. Eligibility criterion for candidates under this category as per the guidelines finalized by Nursing Council of India as amended from time-to-time.*

Note 2: *For M.Sc / M.Biotechnology and M.Sc. Nursing Courses :-* Candidates who are due to appear at the qualifying examination, or have already appeared and are awaiting result, can also apply for admission. But such candidate must furnish:

- Proof of passing the qualifying examination on or before 31st July, 2016 with requisite percentage of marks and subjects failing which their performance at the Entrance Examination will not be considered.
- All M.Sc. Nursing Candidate can submit certificate of Registration as a Nurse and Midwife from the Indian Nursing Council / State Nursing Council at the time of joining if they are selected.
- All selected candidates for M.Sc. Nursing courses are required to furnish the proof of recognition of their college at the time of verification of their documents.

4 & 5 **For B.Sc. (Hons) Nursing, Bachelor in Optometry & B.Sc. (H) Medical Technology in Radiography Courses:**

A candidate is eligible to appear in Entrance Examination if he/she:

- (i) is an Indian citizen
- (ii) has attained or will attain the age of 17 (seventeen) years as on the 31st of December of the year of admission (2016). [*Candidate born or after 2nd January, 2000 are NOT eligible to apply.*]
- (iii) has passed the 12th class under the 10+2 scheme/Senior School Certificate Examination or Intermediate Science or an equivalent examination from a recognised University/ Board of any Indian State with English, Physics, Chemistry and Biology. Candidates for B.Sc. (Hons) Para- Medical courses should have passed 10+2 or equivalent examination with English, Physics, Chemistry and either Biology or Mathematics.

Note : 1. For B.Sc. (Hons.) Nursing course, only female candidates are eligible.
(Common to AIIMS New Delhi & Six AIIMS like Institutions)

Note : 2. a) Candidates who are to appear in 12th class examination under 10+2 system or an equivalent examination in **March/April 2016 and whose results are likely to be declared before **30th June, 2016** are also eligible to apply for B.Sc. (Hons.) Nursing, Bachelor of Optometry and B.Sc.(Hons.) Medical Technology in Radiography Courses.**

b) Candidates who are due to appear at the qualifying examination, or have already appeared and are awaiting result, can also apply for admission. But such candidates must furnish proof of passing the qualifying examination with requisite percentage of marks and subjects at the time of counselling failing which their candidature will be cancelled.

iv) has a minimum aggregate marks required in qualifying examination i.e. 10+2 or equivalent:

For B.Sc. (Hons.) Nursing: 55% for Gen/OBC (50% in case of SCs/STs categories) in aggregate in English, Physics, Chemistry and Biology.

For Bachelor of Optometry / B.Sc. (Hons.) Medical Technology in Radiography Courses : 50% for Gen / OBC (45% in case of SCs / STs Categories) in aggregate in English, Physics, Chemistry and either Biology OR Mathematics.

6. For B.Sc. Nursing (Post-Basic)

The candidate must have :

- (i) Passed 12th class under 10+2 system of education or an equivalent examination from a recognised Board/University. (Those who have passed 10+1 on or before 1986 are also eligible.)
- (ii) Diploma in General Nursing and Midwifery from any institution recognized by the Indian Nursing Council.
- (iii) Registration as nurse, RN, RM (registered nurse, registered midwife) with any State Nursing Council.
- (iv) In case of male nurses, (if passed before implementation of new integrated course in 2003), beside being registered as a nurse with the State Nursing Council, should have obtained a certificate in General Nursing and instead of Training in Midwifery, training in any subject out of following, for a period of six months: i) O.T. Techniques, ii) Ophthalmic Nursing, iii) Leprosy Nursing, iv) TB Nursing, v) Psychiatric Nursing, vi) Neurological and Neuro Surgical Nursing, vii) Community Health Nursing, viii) Cancer Nursing, ix) Orthopaedic Nursing.

7

SCHEMES OF COMPETITIVE EXAMS & PROCEDURE FOR SELECTION

Admission will be made entirely on the basis of performance of candidates at the Entrance Examination to be conducted in Delhi/ NCR. **As per the decision of the Academic Committee in its meeting held on 14th September 2014 the minimum cut-off shall be 50th percentile (for all PG Courses) in the competitive entrance test as a condition of eligibility for all candidates.**

A. M.Sc./M.Biotechnology Courses

The question paper for M.Sc./M. Biotechnology courses will be of 90 minutes duration consisting of 90 Multiple Choice Questions (MCQs) carrying 90 marks in the subject in which the candidates has applied.

B. M.Sc. Nursing Courses

The question paper for M.Sc. Nursing courses will be of 90 minutes duration consisting of 90 Multiple Choice Questions (MCQs) carrying 90 marks.

Method of Counselling

For B.Sc. (Hons) Nursing course the number of candidates called for counselling will be 4 times the number of seats advertised for various categories. The order of counselling will be General/OBC/ST/SC. For other courses it will be 8 times the number of seats advertised for various categories in different courses and the order of counseling will be General/ST/SC/OBC. The counseling will be done strictly by combined merit list starting from Rank No.1. The candidate in order of merit will exercise their choice of subject according to availability of seats. In case of absentee, the next candidate in merit will be considered. When a reserved category candidate (who is in combined merit list) is called according to combined merit list, he/she will simultaneously be given an option to exercise his/her choice of subject both in unreserved category and his/her concerned reserved category. If such a candidate opts for the subject which is available at that time of his/her counselling, both in unreserved category and reserved category, he/she will be given seats only from unreserved category as he/she is in merit and will be treated as unreserved candidate and will consume an unreserved seat. He/she will be given the reserved seats only when his/her choice of the subject is available in the reserved category only, not in unreserved category and then will consume a reserved seat. When all the seats of unreserved category are finished then only reserved category counseling will be done.

Counselling will be held as per schedule given under ' Important Dates at a Glance' in the Prospectus.

Inter se merit between candidates obtaining equal marks will be decided as under :

- (i) Candidate obtaining less negative marks at the entrance examination.
- (ii) Candidate older in age to be preferred.

C. B.Sc. (Hons.) Nursing (Common to all AIIMS) & Bachelor of Optometry / B.Sc. (Hons.) Medical Technology in Radiography Courses

1. The seats will be filled strictly on merit on the basis of the marks secured by the candidates at the Entrance Examination conducted by the Institute.
2. The Entrance Examination will be conducted in English language only.

(i) Entrance Examination for B.Sc. (Hons.) Nursing for all AIIMS will be conducted in the following cities:

Name of the City/Centre	Code
Patna	BR05
Raipur	CG03
Delhi	DL001
Thiruvananthapuram	KL09
Mumbai	MH06
Bhopal	MP01
Bhubaneswar	OD03
Jodhpur	RJ05
Chennai	TN01
Dehradun	UK01
Kolkata	WB08

(ii) The Entrance Examination for Bachelor in Optometry / B.Sc. (H) Medical Technology in Radiography Courses will be conducted in Delhi only.

3. The scheme of Entrance Examination for each course is as under:

i) B.Sc. (Hons.) Nursing (Common to all AIIMS)

One paper of 2 hours duration and consisting of four parts containing objective type (Multiple Choice) Questions, with distribution of marks as under :

PART	SUBJECT	MARKS
A	Physics	30
B	Chemistry	30
C	Biology	30
D	General Knowledge	10
TOTAL		100

ii) **Bachelor of Optometry / B.Sc. (Hons.) Medical Technology in Radiography courses**

- One paper of 1½ hours duration and consisting of objective type (Multiple Choice) questions in four parts of 30 questions each in the subjects of Physics, Chemistry, Biology and Mathematics. **The candidate may either attempt biology part or Mathematics part.**
- Based on the result of the Entrance Examination, separate merit lists will be prepared for the General, OBC, Scheduled Caste and Scheduled Tribe categories.

Note:

The allocation of disciplines will be on merit basis & by counseling. In each category the number of candidates called for counseling will be 8 times the number of seats. The order of counseling will be General/ST/SC/OBC. The counseling will be done strictly by combined merit list starting from Rank No.1. The candidates in order of merit will exercise their choice of subject according to availability of seats. In case of absentee, the next candidate in merit will be considered. When a reserved category candidate (who is in combined merit list) is called according to combined merit list, he/she will simultaneously be given an option to exercise his/her choice of subject both in unreserved category and his/her concerned reserved category. If such a candidate opts for the subject which is available at that time of his/her counseling, both in unreserved category and reserved category, he/she will be given seats only from unreserved category as he/she is in merit and will be treated as unreserved candidate and will consume an unreserved seat. He/she will be given the reserved seats only when his/her choice of the subject is available in the reserved category only, not in unreserved category and then will consume a reserved seat. When all the seats of unreserved category are finished then only reserved category counseling will be done. Counseling will be held as per schedule given under 'At a Glance' on the inner side of the front cover of this Prospectus.

c) Any candidate who opts for confirmed seat in the Counselling, his/her original certificate will be retained and the same will not be returned to the candidate before completion of the course unless he/she deposits a sum of Rs. 5,000/- (Rupees five thousand only) irrespective of the fact whether he/she joins the course or not. If a candidate who joins any of the B.Sc. (Hons) Medical Technology in Radiography / Bachelor of Optometry course/ B.Sc. (Hons) Nursing/B.Sc. Nursing (Post-Basic)/M.Sc. Courses/M. Biotechnology Course/ M.Sc. Nursing, leaves the said courses, shall be liable to pay a sum of Rs. 5,000/- (Rupees five thousand only) by way of compensation/losses incurred by the AIIMS due to such midstream departure.

- The general standard of each entrance examination will be that of 12th class under the 10+2 scheme or an equivalent examination of an Indian University/Board. **No syllabus for examination has been prescribed by the Institute.**
- In case of two or more candidates belonging to the same category obtaining equal marks in the entrance examination, their inter se merit will be determined in order of preference as under:
 - Candidates obtaining higher marks in Biology (or Mathematics, in the case of Para-Medical courses) in the entrance examination.
 - Candidates obtaining higher marks in Chemistry in the entrance examination.
 - Candidates obtaining higher marks in Physics in the entrance examination.
 - Candidate older in age to be preferred.

D. B.Sc. Nursing (Post-Basic)

- The examination will be held in Delhi, and in English language only.
- The selection of candidates will be made on a 2-stage performance evaluation as under :

Stage I : Written Test :

Candidate will appear for an entrance examination (Written Test) of 90 minutes duration consisting of one paper containing 70 objective type (Multiple Choice) questions in the subjects of fundamentals of Nursing, Medical Surgical Nursing including Anatomy, Physiology & Pharmacology, Obstetrics Nursing and Midwifery, Paediatric Nursing, Community Health Nursing, Psychiatric Nursing and Professional Trends in Nursing.

Stage II : Personal Assessment / Interview :

On the basis of the merit list based on the marks secured in Stage-I, candidate three times the number of seats will be invited for Personal Assessment by a Selection Committee. If requisite number of SC or ST candidates are not available, then candidates belonging to SC and ST taken together will be invited. In case candidates belonging to SCs, STs & OBCs are not available for Personal Assessment, then the number of candidates from the General category will be proportionately increased.

Marks in Personal Assessment will be awarded out of 30. The following factors will also be considered at the time to personal assessment:





- Past academic attainment in the Higher Secondary or +2 or equivalent examination;
- Past academic attainment in the Nursing examination;
- Performance as a Staff Nurse.

Admission will be made on the basis of the aggregate marks secured by candidates in Stage-I & Stage-II. In case of two or more candidates securing equal marks in all the 2 stages combined, their inter se merit will be determined in order of preference as under :

- Candidates securing higher marks in Written Test (Stage-I)
- Candidates older in age to be preferred.

E. SCHEME OF MARKING:

There will be negative marking for wrong answers in entrance examination for all the courses. Each correct response will get a score of +1 mark. Each incorrect response will get a score of -1/3. No credit will be given for the question not answered or MARKED FOR REVIEW unless Saved. More than one response will be negatively marked. **Zero mark will be given for questions not answered.**

			
CORRECT	WRONG	FOR REVIEW	NOT ANSWERED
+1	- 1/3	0	0

IMPORTANT

If any discrepancy in any question is found in the Entrance Examination, the candidate is advised to write to Sub-Dean (Exam.), AIIMS, New Delhi – 110 608 within 24 hours.
(E-mail: subdeanexamsaiims@hotmail.com)

a) Foreign nationals are admitted in AIIMS, New Delhi only

The following seats are available for foreign national candidates over and above the number of seats specified on Page 6.

SL.NO.	COURSE	NO. OF SEATS
i)	M.Sc.	02
ii)	M. Biotechnology	01
iii)	M.Sc. Nursing	01
iv)	B.Sc. (Hons.) Nursing	05
v)	B.Sc. Nursing (Post Basic)	01
vi)	Bachelor of Optometry	01
vii)	B.Sc.(Hons.) Medical Technology in Radiography	01

The eligibility criteria for foreign candidate will be at par with the eligibility criteria for Indian candidate as specified in the Prospectus. However, foreign national candidates are exempted from appearing in the Entrance Examination. Their admission will be made on the basis of marks/grades secured by them in the qualifying examination. The foreign national candidates are also required to fill in the registration form prescribed by the Institute for this purpose. The registration form should be routed through Diplomatic Channel. Applications received directly will NOT be entertained.

NOTE: NO HOSTEL ACCOMMODATION WILL BE PROVIDED TO FOREIGN STUDENTS AND THEY WILL HAVE TO MAKE THEIR OWN ARRANGEMENTS FOR STAY DURING THE COURSE OF THEIR STUDY IN THE INSTITUTE.

The above 'Note' is not applicable to female candidates admitted to B.Sc. (Hons.) Nursing.

b) For Overseas Citizen of India (OCI):- (Common to AIIMS New Delhi & Six other AIIMS)

OCI registered under Section 7A of Citizenship Act 1955 are also eligible to appear in this test and all terms and conditions applicable for Indian national given in this Prospectus will be applicable to them. The candidate will submit proof of Registration as OCI under Section 7A of Citizenship Act 1955 to be eligible to appear to this test.

PROCEDURE TO APPLY

1. Number of applications allowed :**i) Post-Graduate Courses:**

A candidate is allowed to submit separate application for M.Sc. and M. Biotechnology courses.

ii) Under Graduate Courses :

Only one application is required to be submitted for admission to Undergraduate Courses, which will be considered for admission to all the two Undergraduate Courses viz. Bachelor of Optometry and B.Sc. (Hons.) Medical Technology in Radiography.

2. Examination fee includes the cost of Online Registration Form. The same is non-refundable and no correspondence in this regard will be entertained.

3. **Attested copies of the following certificates/documents should be submitted (For Post-Graduate courses only) to the Registrar, Academic Section AIIMS, at the time of verification of original document as per schedule in respect of successful candidates :**

- Matriculation/High School/Higher Secondary certificate issued by Board/ University showing the date of birth of the applicant.
- Degree/Provisional passing certificate of the qualifying examination which makes him/her eligible for admission to the course for which he/she is applying.
- Detailed marksheets of the qualifying examination showing the marks secured by the applicant.
- 'No objection Certificate' if the candidate is already employed with Central / State Government / Public Undertaking.

e) In addition to the above documents, applicants for B.Sc. Nursing (Post-Basic) course must submit the following documents in original, along with an attested copy of each document, at the time of personal assessment:

- Certificate of Diploma in General Nursing and Midwifery. In case of **male nurse**, (if passed before implementation of new integrated course in 2003) beside being registered as nurse with State Nursing Council, should have obtained a certificate in General Nursing and instead of training in Midwifery, training in **any** subject out of the following for a period of 6 months: (a) Operation Theatre Techniques b) Ophthalmic Nursing c) Leprosy Nursing d) TB Nursing e) Psychiatric Nursing f) Neurological and Neuro Surgical Nursing g) Community Health Nursing h) Cancer Nursing i) Orthopaedic Nursing alongwith marksheets.
 - Certificate of Registration as a Nurse and Midwife from the Indian Nursing Council/State Nursing Council.
 - All Candidates who are in merit list are required to submit Certificate of physical fitness from Registered Medical Practitioner.
 - **'No Objection Certificate'** if the candidate is already employed with Central / State Government / Public Undertaking.
- e) In respect of candidates belonging to a Scheduled Caste, Scheduled Tribe or a OBC community, an attested copy of a certificate (on the prescribed form appended in the Prospectus) from any of the following authorities :
- a) District Magistrate/Additional District Magistrate/ Collector/ Deputy Commissioner/ Additional Deputy Commissioner/Deputy Collector/1st Class Stipendiary Magistrate/City Magistrate/Sub Divisional Magistrate / Taluka Magistrate/Executive Magistrate/Extra Assistant Commissioner.
 - b) Chief Presidency Magistrate/Additional Chief Presidency Magistrate/ Presidency Magistrate.
 - c) Revenue Officer not below the rank of Tehsildar.
 - d) Sub-Divisional Officer of the Area where the candidate and/or his/her family normally resides.
 - e) Administrator/Secretary to Administrator/Development Officer (Lakshadweep Island).

1. INSTRUCTIONS FOR FILLING THE ONLINE REGISTRATION FORM

Candidate should fill in the online Registration Form taking utmost care and following the instruction and help manual as given in the **APPENDIX - II** of the Prospectus, step by step. Candidates should fill in the Online Registration form correctly. Incorrect filled form may lead to rejection.

2. ONLINE REGISTRATION & SUBMISSION OF REGISTRATION FORM

A candidate seeking admission to the Entrance Examination is required to submit his/her application in the prescribed format available online with the Prospectus on www.aiimsexams.org. The cost of Registration Form includes the fee for entrance examination which is non-refundable and no correspondence in this regard will be entertained. The candidate is required to go through the prospectus carefully and acquaint himself/herself with all requirements with regard to filling in of the online Registration form.

Online Registration: After selecting the online registration, fill mandatory fields asked for deposit the prescribed fees through Debit/ Credit Card/ Net Banking. Follow the Instruction scrupulously.

It will be the responsibility of the candidates to ensure that correct details are filled in the Registration Form. The Institute will not be responsible for any incorrect information / cancellation of candidature / lack of communication etc. due to wrongly filled Registration Form.

No candidates should register more than one application.

All applicants are required to ensure that Photo/Signature/Left Thumb Impression is uploaded according to the Instructions provided in the Prospectus. Failure to do so may result in rejection of applications.

Duplicate applications from any applicant will result in cancellation of all such applications. No intimations regarding such summary rejections will be provided.

3. STATUS OF ONLINE REGISTRATION

Acknowledgement with regard to successful Online Registration will be forwarded to applicants email ID. The Registration Form will remain UNDER REVIEW regarding eligibility. However, candidates can check their status of uploaded images with two working days from the date of online registration is done and subsequent further status updates. The rejected images can be updated till the registration is open.

The candidates are advised to check final status of their Registration Form regarding images and eligibility and Admit card will be available on AIIMS website www.aiimsexams.org as per the schedule given under “Important dates At a Glance”.

Admit Card for accepted Registration Form will only be uploaded on the website. If the status of Registration Form or Admit Card is not available on website, he/she should immediately write an email to the Assistant Controller of Examinations, AIIMS, New Delhi-110608 on exams.ac@gmail.com along with full particulars of the Registration Form.

1. If a candidate is found to have furnished false information or certificate etc. or to have concealed some information in his/her application, his/her candidature for examination/ admissions will be cancelled.
2. A candidate who fails in the first year examination in any of the above mentioned undergraduate courses, in three successive examinations will not be permitted to continue studies at the AIIMS.
3. No TA/DA will be paid for attending the Entrance Examination/Interview/Counselling.
4. The selected candidates must join classes on the due date on which the classes commence, or as mentioned in the selection letter.

5. Admission of the candidates to the entrance examination is provisional. If ineligibility of a candidate is detected at any stage, his/her candidature for examination/admission will be cancelled.
6. The candidates as well as their parents at the time of admission of the students to the Institute will be required to furnish an undertaking in the form of an affidavit that the candidate will not indulge in any form of ragging and, if found ragging the freshers, the Institute may take appropriate action against the erring students.
7. Change, if any in the address should be promptly reported to the Institute.
8. Downloadable Admit cards / Call letter for Counselling of all the eligible candidates will be hosted on website www.aiimsexams.org as per the schedule mentioned under 'AT A GLANCE'.
Candidates are advised to download their Admit Card / Call letter for Counselling from website. **It may please be noted that the Admit Cards / Call letter for Counselling will not be sent by post.** It is to be downloaded by AIIMS website only.
9. **Reporting Time at the examination centre is 8:30 A.M for Morning Shift Examination and 1:30 PM for Evening Shift Examination.**
10. **No candidate will be allowed to enter after 9:45 AM for morning shift and 2:45 PM for evening shift in the examination center.**
11. Candidates are advised to reach the Examination Centre in time and not wait till the last minute. There are several mandatory pre-examination activities such as Biometric Capture, Photo Capture etc. that require time. To avoid delay in starting their examination, candidates are required in their own interest to ensure that they enter the examination centre at least 30 minutes before the scheduled start of the examination.
12. No candidate will be allowed to leave the examination hall before the end of the examination.
13. No candidate will be allowed to enter the Examination hall without a valid Admit Card (Original print out), ID proof and one photograph. The ID proof should be same as the one mentioned in the Application.
14. No candidate should carry any textual material, printed or written, bits of papers or any other material except the Admit Card inside the examination hall. If a candidate is found to be copying/conversing with other candidate/to have in his/her possession papers, notes or books he/she will be disqualified from taking that examination and the next one or two such examinations according to the nature of offence.
15. Candidates should not bring any kind of wrist watched, cell phones, pagers, calculator, digital diaries or any kind of electronic gadgets, Bluetooth devices etc. to the examination hall; these are strictly prohibited. Any electronic item found with the candidate during examination, even if switched off will be considered as an attempt to use unfair means and appropriate action will be taken.
16. In addition to above, Ornaments, head gear, hair bands, hair clips, belt, bags, credit cards, debit cards, books are strictly prohibited at Examination Centre. Hence, candidates are advised not to come with above mentioned items. AIIMS will not be responsible for safe keeping of these articles as arrangements for safe keeping of these items may not be available at the Centre.
17. The candidate must not obtain or give or attempt to obtain or to give irregular assistance of any kind during the examination
18. Any attempt to note down questions during the examination will be viewed very seriously, and invite severe punishment
19. The decision of the Director of the Institute shall be final in the matter of selection of candidates for admission to the above courses and no appeal shall be entertained on this subject.
20. If a candidate selected for admission does not pay the fee/dues within the prescribed period, his/her admission shall be cancelled and the next candidate on the waiting list shall be admitted.
21. Private practice/service in any form during the course is prohibited. The period of training is strictly full time and continuous.
22. All students admitted to the Institute shall maintain good conduct, pay the requisite tuition fees and other charges by due dates, attend their classes regularly and abide by the regulations of the Institute failing which their names are liable to be struck off the rolls of the Institute.

23. No individual intimation will be sent to candidates who are not selected, and no correspondence on this subject will be entertained.
24. There is no provision for rechecking of answer sheets or communication of marks obtained at the entrance examination. However, the marks of all the candidates will be displayed on the website www.aiimsexams.org only after completion of admission process.
25. The selected candidates will have to submit migration certificate from the College/University from where they passed the qualifying examination.
26. The rules are subject to change in accordance with the decision of the Institute taken from time to time.
27. Any dispute in regard to any matter referred to herein shall be subject to the jurisdiction of Delhi Courts alone.

SUBMISSION OF PLAN OF PROTOCOL OF THESIS

Students registered for M.Sc. Degree Courses shall have to submit the plan of thesis to the Dean's office within six months from the date of registration. M. Biotechnology students may submit the plan of dissertation one year after registration.

M.Sc. Nursing students shall require to undertake a dissertation on a selected research topic. Other rules as are applicable to other M.Sc. courses in the other department will be applicable such as Chief Guide shall be from the College of Nursing and Co-Guide can be from other related departments.

SUBMISSION OF THESIS

The last date for submission of thesis of M.Sc./M. Biotechnology/M.Sc. Nursing students is 31st January. Any student who does not submit his/her thesis on the aforesaid date may be given extension up to 15 days i.e. up to 15th February with the permission of the Dean and in that case he/she will be charged a fine of 1/- per day. No extension will be given for more than 15 days. A candidate who fails to submit thesis within the extended period i.e. by 15th February will not be eligible to appear in the final examination.

LEAVE

Candidates admitted to M.Sc./M. Biotechnology courses will be entitled for 24 days leave in the first year and 30 days leave in the second year of the course.

Candidates admitted to M.Sc. Nursing course will be entitled for 30 days leave in the first year and 30 days leave in the second year of the course. If the leave is extended in a year, then the registration period is also extended and the examination is postponed for a period of six months.

EXAMINATION

Examination for the award of the degree of M.Sc. Nursing shall be held once a year in the month of May and shall be open to those candidates who have completed their prescribed course of study and thesis approved. The supplementary examination will be held in the month of December.

Number of Attempts for qualifying in various courses for M.Sc. courses/M.Sc. Nursing/M.Biotechnology:

For M.Sc. Nursing course (where exams are held at the end of Ist and IInd year)

A student who does not qualify/pass examination at the end of Ist and IInd year in M.Sc. Nursing course in three attempts, the name of such student will be struck off from the rolls of the Institute.

For various M.Sc. course and M. Biotechnology (where exams are held at the end of IInd year)

A student who does not qualify/pass examination at the end of IInd year in various M.Sc. course and M. Biotechnology course in three attempts, the name of such student will be struck off from the rolls of the Institute.

12

MEDICAL EXAMINATION

The candidates selected for admission, except those selected for B.Sc. Nursing (Post Certificate), will have to undergo medical examination by a Medical Board consisting of faculty members of the Institute. If, in the assessment of Medical Board, a candidate is found medically unfit, he/she will not be admitted. The decision of the Board shall be final. In that case, in his/her place next candidate in order of merit will be admitted.

FEES AND OTHER EXPENSES

Each candidate selected for admission will have to pay the following Fees and dues during the course :

			DURATION
1.	Registration Fee	25/-	
2.	Tuition Fee		
	i. M.Sc./M. Botech./M.Sc. Nursing	700/-	2 Years
	ii. B.Sc. (Hons.) Nursing	600/-	4 Years
	iii. B.Sc. Nursing (Post-Basic)	200/-	2 Years
	iv. Bachelor of Optometry	300/-	4 Years
	v. B.Sc. (H) Medical Technology in Radiography	300/-	3 years
3.	Laboratory Fee (for M.Sc./M.Biotech.)	80/-	2 Years
4.	Pot Money		
	i. M.Sc./M. Botech./M.Sc. Nursing	480/-	2 Years
	ii. B.Sc. (Hons.) Nursing	960/-	4 Years
	iii. B.Sc. Nursing (P.B.)	480/-	2 Years
	iv. Bachelor of Optometry	720/-	4 Years
	v. B.Sc. (H) Medical Technology in Radiography	720/-	3 Years
5.	Hostel Rent		
	i. B.Sc. (Hons.) Nursing	480/-	4 Years
	ii. B.Sc. Nursing (P.B.)	240/-	2 Years
6.	Gymkhana Fee (for M.Sc./M.Biotech)	80/-	2 Years
7.	Caution Money	100/- (to be deposited by every student for the recovery of breakages or loss of Institute's equipment)	
8.	Hostel Security	1000/- (Refundable)	
(Fees and dues payable at the time of admission)			

Those candidates who want to avail of the National Medical Library facilities located in the vicinity of the Institute campus will be required to deposit Rs. 50/- extra.

NOTE :

- The above fees are subject to revision from time to time by the Institute and the students admitted shall have to pay the fees as may be decided by the Institute.
- The fees and other charges including Hostel rent, once paid, shall not be refunded in any case, even if a student leaves the Institute before the completion of semester or does not join the Institute for any reason. No correspondence on this account will be entertained.
- The Caution Money will, however, be refunded to those candidates who do not join the course. In case of a student leaving the course in the middle or after the completion of the course, the balance of caution money, if any after eduction of the charges due, will be refunded.
- Mess is compulsory for the Nursing students residing in the hostels. The mess charges are 700/- per month (subject to revision from time to time) payable to the Mess in-charge every month in advance.

HOSTEL ACCOMMODATION

(Hostel accommodation will be provided subject to availability).

Residence in the hostel of the Institute is compulsory for female candidates admitted to B.Sc. (Hons.) Nursing & B.Sc. Nursing (Post-Basic) courses. Male candidates admitted to B.Sc. Nursing (Post Certificate) course may also apply for hostel accommodation which will be subject to availability of rooms in Gents Hostels. For other courses the following criteria/priority for allotment of hostel:

- First, all M.B.B.S. students from outside Delhi will be allotted single room accommodation in undergraduate hostels.
- The Priority for allotment for MBBS students from Delhi will be from the date of their application.
- Students for other Bachelor courses who are from outside Delhi will be allotted double, four seater depending on the availability.

4. Bachelor students from Delhi belonging to courses other than Nursing will not be provided hostel accommodation.
5. M.Sc./M. Biotechnology Courses students will be provided hostel accommodation, subject to availability. In case of any dispute, the decision of the Superintendent of Hostels will be final.

15

STIPEND

1.	B.Sc. (Hons.) Nursing	500/- per month
2.	Bachelor of Optometry	500/- per month for three months and 10,250/- per month during the period of internship (fourth year)
3.	B.Sc. (Hons.) Medical Technology in Radiography	500/- per month
4.	B.Sc. Nursing (Post-Basic)	500/- per month
5.	i) M.Sc. Courses ii) M.Sc. Nursing iii) M. Biotechnology	Not admissible

The sponsored/Foreign national candidates and those in service, will not be eligible for, and will not be paid, any emoluments by the Institute during the training period.

16

INSTITUTE LIBRARY

A well stocked library equipped with all important medical books and journals is attached to the Institute. It serves the needs of the staff and the students of the Institute. It has multiple copies of all the important medical books, textbooks and general books so that maximum number of readers can use them. Books and periodicals are loaned to readers for a maximum period of a fortnight. The facilities of the Book Bank are also available in the Library.

17

CODE OF CONDUCT FOR STUDENTS AT AIIMS, NEW DELHI

(i) Maintenance of Discipline among students of the AIIMS:

1. All powers relating to discipline and disciplinary action are vested in the Director.
2. The Director May delegate all such powers, as he/she deems proper to the Dean and to such other persons as he/she may specify on his behalf.
3. Without prejudice to the generality of power to enforce discipline under the Rules. The following shall amount to acts of gross indiscipline :
 - a) Physical assault or threat to use physical force against any member of the teaching or non-teaching staff of any Department/Centre of AIIMS or any other persons within the premises/Campus of AIIMS.
 - b) Carrying or use or threat of use of any weapon.
 - c) Violation of the status, dignity and honour of students belonging to the Scheduled Castes, Scheduled Tribes and Other Backward Castes.
 - d) Any practice, whether verbal or otherwise, derogatory to women.
 - e) Any attempt at bribing or corruption in any manner.
 - f) Willful destruction of institutional property.
 - g) Creating ill-will or intolerance on religious or communal grounds.
 - h) Causing disruption in any manner of the functioning of the AIIMS, New Delhi.
 - i) Regarding ragging the directive of Supreme Court will be followed strictly. It is as under: "As per direction of the Hon'ble Supreme Court of India, the Government has banned ragging completely in any form inside and outside of the campus and the Institute authorities are determined not to allow any form of the ragging. Whoever directly or indirectly commits, participates in abets or instigates ragging within or outside any educational Institution, shall be suspended, expelled or rusticated from the Institution and shall also be liable to fine which may

extend to 10,000/-. The punishment may also include cancellation of admission suspension from attending the classes, withholding/withdrawing fellowship/scholarship and other financial benefits, withholding or cancelling the result. The decision shall be taken by the Head of the Institution."

4. Without prejudice to the generality of his/her powers relating to the maintenance of discipline and taking such action in the interest of maintaining discipline as may seem to him/her appropriate. The Director, may in exercise of his/her powers aforesaid order or direct that any student or students.
 - a) Be expelled;
 - b) Be, for a stated period : be not for a stated period, admitted to a course or courses of study in AIIMS.
 - c) Be fined with a sum of rupees that may be specified;
 - d) Be debarred from taking any examination(s) for one or more semesters.
 - e) Withhold the result of the student(s) concerned in the Examination(s) in which he/she or they have appeared be cancelled.
 - f) Be prohibited for appearing or completing any examination for any unfair means like copying taking notes, mobiles or any other electronic gadgets inside the examination halls.
5. At the time of admission, every student shall be required to sign a declaration that on admission he/she submits himself/herself to the disciplinary jurisdiction of the Director and several authorities of the AIIMS who may be vested with the authority to exercise discipline under the Acts, the Statutes, the Rules and the rules that have been framed there under by competent authorities of AIIMS.

(ii) Prohibition of and Punishment for Ragging :

1. Ragging in any form is strictly prohibited, within the premises of College/Department of Institution and any part of AIIMS and also outside the AIIMS Campus.
2. Any individual or collective act or practice or ragging constitute gross indiscipline shall be dealt with under this Rules.
3. Ragging for the purposes of this rules, ordinarily means any act, conduct or practice by which dominant power or status of senior students is brought to bear on students freshly enrolled or students who are, in any way, considered junior or inferior by other students and includes individual or collective acts or practice which :
 - a) Involve physical assault or threat or use of physical force;
 - b) Violate the status, dignity and honour of women students;
 - c) Violate the status; dignity and honour of students belonging to the Scheduled Castes, Scheduled Tribes and Other Backward Castes.
 - d) Expose students to ridicule and contempt and affect their self-esteem;
 - e) Entail verbal abuse and aggression, indecent gesture and abscene behaviour.
4. The Director, Dean, Hostel Superintendent and Faculty of AIIMS shall take immediate action on any information of the occurrence of ragging.
5. Notwithstanding anything in Clause (4) above, the Dean or any other Faculty member/ or authority may also suo moto enquire into any incident of ragging and make a report to the Director of the identity of those who have engaged and the nature of the incident.
6. The Dean may also submit an initial report establishing the identity of the perpetrators of ragging and the nature of the ragging incident.
7. On the receipt of a report under clause (5) or (6) or a determination by the relevant authority disclosing the occurrence or ragging incidents described in the Clause 3(a), (b) and (c) the Director shall direct or order rustication of a student or students for a specific number of semester.
8. The Director may in other cases of ragging order or direct that any student or students be expelled or be not, for a stated period, admitted to a course of study at AIIMS, departmental examination for one or more semesters or that the result of the student or students concerned in the examination(s) in which they appeared be cancelled.
9. In case where students who have obtained degree(s) of AIIMS are found guilty under this Rules, appropriate action will be taken for withdrawal of degrees conferred by the AIIMS.
10. For the purpose of this Rules, abetment to ragging will also amount to ragging.

(iii) Anti Sexual Harassment Monitoring Committee :

A statutory committee, comprising of members from the teaching and non-teaching staff as well as students looks into matters related to sexual harassment of students and staff in the college. Any person aggrieved in this matter may fearlessly approach the committee for a fair and concerned hearing and redressal.

(iv) Unauthorised absence of students :

Unauthorised absence of students will be informed to the Students and also Parents or Local Guardians. At least 3 reminders will be issued with a gap of 10 days by the Academic Section to these students. Thereafter the action of cancellation of the registration of the concerned will be decided by the Dean/Director, AIIMS.



LIST OF NURSING COLLEGES RECOGNISED BY NURSING COUNCIL OF INDIA

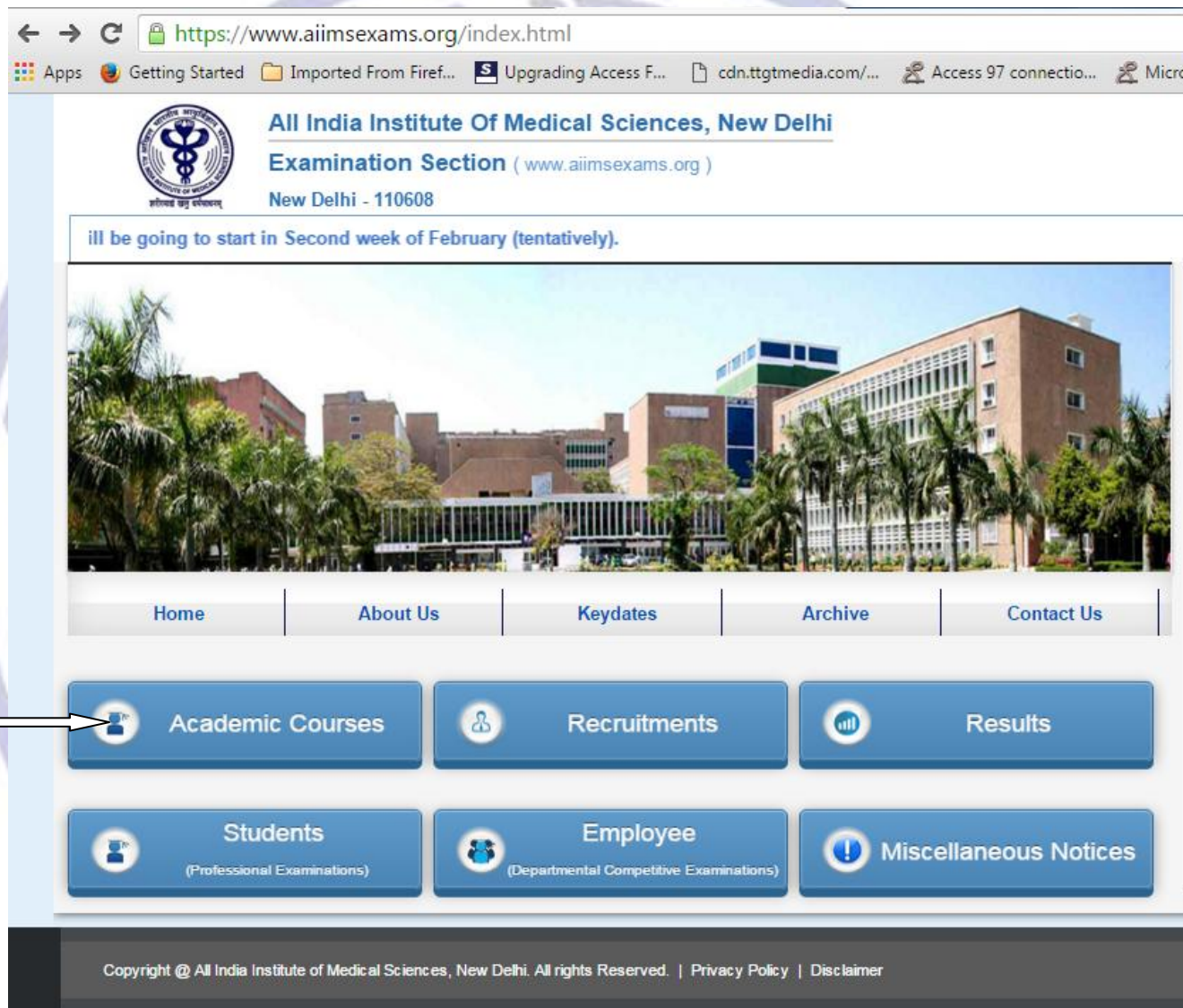
Click on the link below to see the list of Nursing Colleges recognized by Nursing Council of India:

<http://www.indiannursingcouncil.org/Recognized-Nursing-Institution.asp>



[Important Instructions for Applicants/Candidates filling AIIMS – BSc/Msc Courses Online Registration Form]

- Open the website of All India Institute of Medical Sciences. The URL of the website is <https://www.aiimsexams.org>.
- The home page as shown below appears on the screen.



- By clicking **Academic Courses** tab, a Candidate can navigate to the desired course to register him/her self to appear in MBBS Entrance Examination.

शरीरमाद्य खलु धर्मसाधनम्



Home

About Us

Keydates

Archive

Contact Us

Branch	Undergraduate	Postgraduate	Super-specialization	Doctoral
Medicine	MBBS	MD/MS/MCh(6yrs)/DM(6yrs) MD (Hospital Administration)	DM MCh Fellowship Programme	PhD
Dentistry		MDS AIPGDE		
Nursing	B.Sc. (Hons) B.Sc. (Post Basic)	MSc (Nursing)		
Biotechnology		M Biotech		
Paramedical	B.Sc. (Hons) in Medical Technology in Radiography Bachelor of Optometry	MSc		

Select the course to go to the respective page for details

Online Registration for BSc/MSc Courses Entrance Examination is a Six (6) steps process, all Six(6) steps are mandatory and must be completed before registration closing date.

For New Registration, click on **Click Here** button on New Registration Page. For already registered candidate, enter **Candidate Id, Password** (already sent on registered email id) and **Captcha** and then click on **Login**



General Links..!

Home
Notification/Advertisement
Corrigendum/Addendum
Prospectus
Introduction
Schedule
Seats and Cities
Eligibility/Method of Selection
Course Fees
Upload Image Instructions
Registration/Login
FAQs
User Manual

AIIMS B.Sc / M.Sc Courses-2016 Entrance Examination

Welcome To The Login Page

If You have already registered, then kindly enter Candidate ID & Password for login, else click on **Click Here** Button for login credentials.

New Registration

Please read Prospectus and User Manual carefully before proceeding

If you have read the Prospectus carefully and not registered yet, then kindly register first by clicking the button given below.

Click Here



Compatible Browsers

It is recommended that use Internet Explorer 9 and above, Firefox 3.5 and above and Google Chrome for best view and functionality.

Applicant Login

If you have already registered, then kindly enter Candidate ID & Password.

Candidate ID:

Password:

Enter Captcha:

1 0 2 0 9



Type the characters shown in the picture

Login

Forgot your login details?

Important Announcement

- AIIMS MBBS-2016 registration has been live now.

Applicant must ensure that their mobile number is not registered with DND (Do Not Disturb) service. Applicant must check his/her Email Inbox, Junk mail and Spam after registration to get Login Credential for complete registration process.

Instruction Page

On clicking the [Click here](#) button Next page shown will be the “**Instruction Page**” that contains the information regarding the various steps of registration form.

After reading all the instruction given on the page, click on “**Proceed**” button.



All India Institute Of Medical Sciences

Helpline No.: 8510010247, 9582949110 Online Support

General Links..!

[Home](#)
[Notification/Advertisement](#)
[Corrigendum/Addendum](#)
[Prospectus](#)
[Introduction](#)
[Schedule](#)
[Seats and Cities](#)
[Eligibility/Method of Selection](#)
[Course Fees](#)
[Upload Images](#)
[Registration/Login](#)
[FAQs](#)
[User Manual](#)

1
Registration

2
Make Payment

3
City Choice

4
Qualification & Address Details

5
Upload Images

6
Print Registration Form

Instructions for Registration

- Online Registration is a 6 Step process. All Six (6) Steps of Online Registration Process should be completed before closing date as per the Advertisement. To avoid last day rush and disappointment, it is advisable to complete online registration well before closing date. Incomplete application form or with wrong or deliberately concealed information is liable to be straight away rejected without any intimation.
- Before proceeding to register for AIIMS MBBS January 2016 you must ensure that you have read and understood the eligibility criteria of MBBS as your form can be rejected at any stage due to ineligibility

Step 1. Registration: Applicant should fill correct basic details like Full Name, DOB, Category, Gender, Email, Contact No. etc. subsequently to get Login credentials.

- After completion of 1st Step of Registration, Applicant will get SMS and Email intimating about Login Credentials (If SMS or Email is not received, Call Helpline immediately).
- Login with the credentials provided and change password on first time login. Password length should be between 6-10 characters. Please remember your password and do not share it with others.
- After completion of 1st step of Registration process, My Page will be generated for each applicant bearing his/her entire information as filled by him/her. My Page will provide information regarding Due Steps; those should be completed before closing date, Admit Card & Result.

Step 2. Fee Payment: Payment of Registration Fee can be done online through Debit card/Credit card and Net Banking.

- After successful payment of registration fee, take printout of payment receipt bearing Unique Registration Number which can be used for future correspondence.

Step 3. City Choice: Select Examination City from available City list carefully. City availability list shows the real time status of seats in a city. City once selected cannot be changed later.

Step 4. Qualification & Address details: Fill correct Academic Details like Qualifying Examination Name, Status etc. and also fill Address details.

Step 5. Upload Images: Applicant is required to upload a recently taken digital/scanned Photograph, Signature and Thumb Impression in JPG/ JPEG format. The digital size of the Photograph file must be between 10 KB-100 KB and digital size of Signature and Left Thumb Impression file must be between 10 KB-50 KB, failing which applicant will not be able to upload images and complete registration process. The photograph to be uploaded must be taken within 6 months from on-line registration opening date.

Step 6. Print Registration Form: Applicant must take print of registration form and must check all information filled in the registration form carefully before final submission of registration form. After submission of Registration form no request for correction/changes will be entertained. Taking print of Registration Slip is essential.

- Applicant need not to send hardcopy of registration Form or any other document to Exam Section, AIIMS. Always keep Registration Slip and payment receipt with you for future references.
- No written acknowledgement will be issued for the receipt of the application. However, the applicant can verify Registration completion status on www.aiimsexams.org after submission by login. If you see any discrepancy, call us on Helpline No. 8510010247, 9582949110

Steps of Registration Process

```

graph TD
    A([AIIMS MBBS Login Page]) --> B{User}
    B -- New User --> C[1. Register for Login Credentials i.e. Candidate ID and password]
    B -- Existing User --> D[1.1 Login with Credentials provided on Email]
    C --> E[2. Make Fee Payment]
    D --> F[1.2 Recover Password]
    E --> G[3. City Choice]
    F --> G
    G --> H[4. Qualification & Address Details]
    H --> I[5. Upload Images]
    I --> J[6. Print Registration Form]
    
```

Proceed

Copyright © All India Institute of Medical Sciences, New Delhi. All rights Reserved

Step 1: Registration Form

Candidate should fill in all the required information in the registration form like Candidate full name, Father Name, Mother name, DOB, Category, OPH Status and Nationality etc. and Read the Declaration of Eligibility carefully and give consent on it before submitting the form.

On clicking the “**Proceed**” button Next page shown will be the New Candidate **Registration Form**.

(All fields are mandatory except # marked fields).

All India Institute Of Medical Sciences

Helpline No.: 8510010247, 9582949110 Online Support

General Links..!

Home

Notification/Advertisement

Corrigendum/Addendum

Prospectus

Introduction

Schedule

Seats and Cities

Eligibility/Method of Selection

Course Fees

Upload Image Instructions

Registration/Login

FAQs

User Manual

1Registration

2Qualification & Address Details

3Make Payment

4City Choice

5Upload Images

6Print Registration Form

Registration Form

All fields are mandatory except (#) marked fields.

Course Applying for :01 - B.Sc.(Hons.) Nursing

Personal Details

(Enter Full Name as recorded in Secondary School Leaving Certificate or equivalent examination.)

Full Name:TESTRe enter Full Name:TEST

(Do not add salutation for Father's/Mother's name.)

Father's Name:TESTMother's Name:TEST

(Fill in your date of birth as recorded in Secondary School Leaving Certificate or equivalent examination. Date of Birth should be in 'dd/mm/yyyy' format.)

Date of Birth:31/10/1990Gender:Female

(All OBC Creamy Layer Candidate will be consider as General)

Category:SCSTOBC(NCL)GeneralOPH:YesNoOPH %:52

Nationality:IndianOCIOtherState of Domicile:Delhi (NCT)

ID Proof:Adhar CardID No.:123

(Please bring along this ID Proof in Original at the time of Examination)

Place of Issue:INDIAIssue Date: #

Valid Till: #

Contact Details

(Your Email ID and Mobile Number will be used for Communication and Notification through SMS and E-mail)

Email ID:ajeet.bhagat@diguniv.comConfirm Email ID:ajeet.bhagat@diguniv.com

Mobile No.:+91 9650813623Confirm Mobile No.:+91 9650813623

Please enter your 10 digit mobile number only. Don't add "0" or "+91" before it. For Landline number please enter the "STD" code of that area.

Alternate Number: #MobileLandline

Note: Full Name, Date of Birth, Category, OPH, EmailId and Mobile No. cannot be changed once payment of Registration fee is done.

DECLARATION OF ELIGIBILITY:Kindly read the declaration carefully and give consent on it

☒ I, hereby declare that the information filled in the form is correct and true to best of my knowledge. I further declare that I understand and fulfill the eligibility condition for AIIMS-BSc/MSc Courses as mention in the prospectus.

Save & Exit

Save & Proceed

After filling the required information then click on “**Save & Proceed**” button.

After clicking the button a message will appear on screen containing '**Candidate ID**' and '**Password**'. An **Email and SMS** will also be sent to registered **E-mail Id** and **mobile number** having Login Credentials i.e. **Candidate ID** and **password**.
Please note this candidate id for future references.

a) Change Password

Login with the provided login Credentials i.e. **Candidate Id and Password** and correct **Captcha**. On first time login, candidate has to change password through **Change Password** page.

Re-login with the new changed password to complete due steps of Registration Process.



Logout My Page



General Links..!

[Home](#)
[Change Password](#)
[Notification/Advertisement](#)
[Corrigendum/Addendum](#)
[Prospectus](#)
[Introduction](#)
[Schedule](#)
[Seats and Cities](#)
[Eligibility/Method of Selection](#)
[Course Fees](#)
[Upload Image Instructions](#)
[FAQs](#)
[User Manual](#)

1 Registration
 2 Make Payment
 3 City Choice
 4 Qualification & Address Details
 5 Upload Images
 6 Print Registration Form

Change Password

Old password:
 New password:
 Confirm New password:

Your password has been changed successfully. Kindly [login](#) with your new password.

Update

Reset


b) Candidate Information Page(Dash Board)

After logging in with Candidate Id and password, the next page appears will page will show the **all Six (6) steps of Registration Process**. First step is new candidate **Registration for MBBS Entrance Examination**.

The color of the Number of the Step in Navigation Bar will change from RED to YELLOW as the steps get completed and candidate can jump/go to any steps among the completed steps at any time.


Color will change from **RED** to **YELLOW** as a step of registration gets completed

शरीरमाद्यं खलु धर्मसाधनम्


All India Institute Of Medical Sciences

Welcome: TEST Candidate ID: 301000042 Helpline No.: 8510010247, 9582949110 Online Support

Logout My Page



General Links..!

[Home](#)
[Change Password](#)
[Notification/Advertisement](#)
[Corrigendum/Addendum](#)
[Prospectus](#)
[Introduction](#)
[Schedule](#)
[Seats and Cities](#)
[Eligibility/Method of Selection](#)
[Course Fees](#)
[Upload Image Instructions](#)
[Registration/Login](#)

1 2 3 4 5 6

Registration Qualification & Address Details Make Payment City Choice Upload Images Print Registration Form

Personal Details

Candidate ID:	3111000042	Course Applied:	B.Sc.(Hons.) Nursing
Full Name:	TEST		
Father's Name:	TEST	Mother's Name:	TEST
Date of Birth:	31 Oct 1990	Gender:	Female
Category:	General	Nationality:	INDIAN
OPH:	Yes	State of Domicile:	Delhi (NCT)
OPH %:	52		
ID Proof:	Adhar Card	ID No:	123
Place of Issue:	INDIA	Issue Date:	NA
Valid Till:	NA		

Contact Details

Email ID:	ajeet.bhagat@diguniv.com	Mobile No.:	9650813623
Alternate Number:	No		

Due Steps

x	Qualification & Address Details	Incomplete
x	Make Payment	Incomplete
x	City Choice	Incomplete
x	Upload Images	Incomplete
x	Print Registration Form	Incomplete

Edit Proceed

Copyright @ All India Institute of Medical Sciences, New Delhi. All rights Reserved

शरीरमाद्यं खलु धर्मसाधनम्

c) Edit Information Page

Candidate should re-check the filled in information, in case there is some error in the information filled in the form Candidate can edit some information by clicking on **EDIT button**. It will redirect candidate to **Registration page** where some information can be edited.

All India Institute Of Medical Sciences

Welcome: TEST Candidate ID: 3011000042 Helpline No.: 8510010247, 9582949110 Online Support

[Logout](#) [My Page](#)

General Links..!
[Home](#)
[Change Password](#)
[Notification/Advertisement](#)
[Corrigendum/Addendum](#)
[Prospectus](#)
[Introduction](#)
[Schedule](#)
[Seats and Cities](#)
[Eligibility/Method of Selection](#)
[Course Fees](#)
[Upload Image Instructions](#)
[Registration/Login](#)

1

2

3

4

5

6

Registration Qualification & Address Details Make Payment City Choice Upload Images Print Registration Form

Personal Details

Candidate ID:	3111000042	Course Applied:	B.Sc.(Hons.) Nursing
Full Name:	TEST		
Father's Name:	TEST	Mother's Name:	TEST
Date of Birth:	31 Oct 1990	Gender:	Female
Category:	General	Nationality:	INDIAN
OPH:	Yes	State of Domicile:	Delhi (NCT)
OPH %:	52		
ID Proof:	Adhar Card	ID No:	123
Place of Issue:	INDIA	Issue Date:	NA
Valid Till:	NA		

Contact Details

Email ID:	ajeet.bhagat@diguniv.com	Mobile No.:	9650813623
Alternate Number:	No		

Due Steps

✕	Qualification & Address Details	Incomplete
✕	Make Payment	Incomplete
✕	City Choice	Incomplete
✕	Upload Images	Incomplete
✕	Print Registration Form	Incomplete

➡

Edit

Proceed

⬅

Copyright © All India Institute of Medical Sciences, New Delhi. All rights Reserved

After clicking **Save & Proceed** button, Candidate will be navigated to **Candidate Information (Dashboard)** Page.

शरीरमाद्यं खलु धर्मसाधनम्



General Links..!

[Home](#)
[Notification/Advertisement](#)
[Corrigendum/Addendum](#)
[Prospectus](#)
[Introduction](#)
[Schedule](#)
[Seats and Cities](#)
[Eligibility/Method of Selection](#)
[Course Fees](#)
[Upload Image Instructions](#)
[Registration/Login](#)
[FAQs](#)
[User Manual](#)

1
Registration2
Qualification &
Address Details3
Make Payment4
City Choice5
Upload Images6
Print Registration
Form

Registration Form

All fields are mandatory except (#) marked fields.

Course Applying for :

01 - B.Sc.(Hons.) Nursing

Personal Details

(Enter Full Name as recorded in Secondary School Leaving Certificate or equivalent examination.)

Full Name:

TEST

Re enter Full Name:

TEST

(Do not add salutation for Father's/Mother's name.)

Father's Name:

TEST

Mother's Name:

TEST

(Fill in your date of birth as recorded in Secondary School Leaving Certificate or equivalent examination. Date of Birth should be in 'dd/mm/yyyy' format.)

Date of Birth:

31/10/1990

Gender:

☒ Female

(All OBC Creamy Layer Candidate will be consider as General)

Category:

☐ SC ☐ ST ☐ OBC(NCL) ☒ General

OPH:

☒ Yes ☐ No

OPH %:

52

Nationality:

☒ Indian ☐ OCI ☐ Other

State of Domicile:

Delhi (NCT)

ID Proof:

Adhar Card

ID No.:

123

(Please bring along this ID Proof in Original at the time of Examination)

Place of Issue:

INDIA

Issue Date: #

Valid Till: #

Contact Details

(Your Email ID and Mobile Number will be used for Communication and Notification through SMS and E-mail)

Email ID:

ajeet.bhagat@diguniv.com

Confirm Email ID:

ajeet.bhagat@diguniv.com

Mobile No.:

+91 9650813623

Confirm Mobile No.:

+91 9650813623

Please enter your 10 digit mobile number only. Don't add "0" or "+91" before it. For Landline number please enter the "STD" code of that area.

Alternate Number: #

☐ Mobile ☐ Landline

Note: Full Name, Date of Birth, Category, OPH, Emailid and Mobile No. cannot be changed once payment of Registration fee is done.

DECLARATION OF ELIGIBILITY:

Kindly read the declaration carefully and give consent on it

☒ I, hereby declare that the information filled in the form is correct and true to best of my knowledge. I further declare that I understand and fulfill the eligibility condition for AIIMS-BSc/MSc Courses as mention in the prospectus.

Save & Exit

Save & Proceed




Click on Save & Proceed button to go to next step of registration "Make Payment".

शरीरमाद्यं खलु धर्मसाधनम्


Step 2: Qualification and Address Details

After third step of registration process is completed, the next step is to fill **Qualification & Address Details**. Candidate should fill all the information asked for regarding Qualifying Examination like Name, Status, and Board of Exam etc. and complete permanent and correspondence address.

**All India Institute Of Medical Sciences**

Welcome: TEST Candidate ID: 3011000042 Helpline No.: 8510010247, 9582949110 Online Support

Logout My Page



General Links..!

[Home](#)
[Change Password](#)
[Notification/Advertisement](#)
[Corrigendum/Addendum](#)
[Prospectus](#)
[Introduction](#)
[Schedule](#)
[Seats and Cities](#)
[Eligibility/Method of Selection](#)
[Course Fees](#)
[Upload Image Instructions](#)
[Registration/Login](#)

1Registration

2Qualification & Address Details

3Make Payment

4City Choice

5Upload Images

6Print Registration Form

Qualification & Address Details

Educational Qualification

Qualifying Exam: MBBS/BDS

Qualifying Exam Status: Passed

Exam Board Name: xyz

Subjects: xyz

State Name: Delhi (NCT)

Passing Year: 17/08/2005

Scoring Scheme: ☒ Percentage ☐ CGPA

Exam Passed	Marks Obtained	Max Marks	Percentage(%)
MBBS/BDS	120	260	46.15

Whether You are a Government Employee: ☒ Yes ☐ No

Department: xyz

Address Details: ☒ (Check here if Correspondence Address is same as filled Permanent Address)

(A) Permanent Address

Address Line 1: XYZ

Address Line 2 #: XYZ

Address Line 3 #: XYZ

Country: India

(B) Correspondence Address

Address Line 1: XYZ

Address Line 2 #: XYZ

Address Line 3 #: XYZ

Country: India

Save & Exit

Save & Proceed

Copyright © All India Institute of Medical Sciences, New Delhi. All rights Reserved

After filling all required information candidate should click on **Save and Proceed** button to go to next step.

शरीरमाद्यं खलु धर्मसाधनम्

Step 3: Make Payment

On Clicking “Proceed” button candidate navigates to **Make Payment** page to pay registration Fee. Payment of registration fee can only be done through **Online Mode i.e. Debit/Credit card and Internet Banking.**

All India Institute Of Medical Sciences

Welcome: TEST Candidate ID: 3011000084 Helpline No.: 8510010247, 9582949110 Online Support

Logout My Page

1 Registration 2 Qualification & Address Details 3 Make Payment 4 City Choice 5 Upload Images 6 Print Registration Form

Candidate Details

Name	Candidate ID	Amount	Payment Status	Proceed for Payment
TEST	3011000084	1000	Pending	Online Payment

General Links |

- Home
- Change Password
- Notification/Advertisement
- Corrigendum/Addendum
- Prospectus
- Introduction
- Schedule
- Seats and Cities
- Eligibility/Method of Selection
- Course Fees
- Upload Images

Copyright © All India Institute of Medical Sciences, New Delhi. All rights Reserved

Candidate can choose the payment mode of his choice from various options available to pay Registration Fee

State Bank MOPS
 Multi Option Payment System

State Bank Collect

NET BANKING	CARD PAYMENTS
<div style="background-color: #e6f2ff; padding: 5px; margin-bottom: 5px;"> <div style="margin-left: 10px;"> State Bank of India <small>With you - all the way</small> </div> <div style="float: right; text-align: right;">Bank Charges: Nil</div> <div style="clear: both; text-align: right;">➔</div> </div>	<div style="background-color: #fff9c4; padding: 5px; margin-bottom: 5px;"> <div style="margin-left: 10px;"> State Bank ATM-cum-Debit Card </div> <div style="float: right; text-align: right;">Bank Charges: 0.01</div> <div style="clear: both; text-align: right;">➔</div> </div>
<div style="background-color: #e6ffe6; padding: 5px; margin-bottom: 5px;"> <div style="margin-left: 10px;"> State Bank of Bikaner and Jaipur <small>The Bank with a vision</small> </div> <div style="float: right; text-align: right;">Bank Charges: Nil</div> <div style="clear: both; text-align: right;">➔</div> </div>	<div style="background-color: #fff9c4; padding: 5px; margin-bottom: 5px;"> <div style="margin-left: 10px;"> Other Banks Debit Cards </div> <div style="float: right; text-align: right;">Bank Charges: 0.01</div> <div style="clear: both; text-align: right;">➔</div> </div>
<div style="background-color: #e6ffe6; padding: 5px; margin-bottom: 5px;"> <div style="margin-left: 10px;"> State Bank of Hyderabad <small>You Can Always Bank on Us</small> </div> <div style="float: right; text-align: right;">Bank Charges: Nil</div> <div style="clear: both; text-align: right;">➔</div> </div>	<div style="background-color: #fff9c4; padding: 5px; margin-bottom: 5px;"> <div style="margin-left: 10px;"> Credit Cards </div> <div style="float: right; text-align: right;">Bank Charges: 0.01</div> <div style="clear: both; text-align: right;">➔</div> </div>
<div style="background-color: #e6ffe6; padding: 5px; margin-bottom: 5px;"> <div style="margin-left: 10px;"> State Bank of Mysore <small>Working for a better tomorrow</small> </div> <div style="float: right; text-align: right;">Bank Charges: Nil</div> <div style="clear: both; text-align: right;">➔</div> </div>	OTHER PAYMENT MODES
<div style="background-color: #e6ffe6; padding: 5px; margin-bottom: 5px;"> <div style="margin-left: 10px;"> State Bank of Patiala <small>With You Everyday Every Inch of The Way</small> </div> <div style="float: right; text-align: right;">Bank Charges: Nil</div> <div style="clear: both; text-align: right;">➔</div> </div>	
<div style="background-color: #e6ffe6; padding: 5px; margin-bottom: 5px;"> <div style="margin-left: 10px;"> State Bank of Travancore <small>A Long Tradition of Trust</small> </div> <div style="float: right; text-align: right;">Bank Charges: Nil</div> <div style="clear: both; text-align: right;">➔</div> </div>	
	<div style="background-color: #fff9c4; padding: 5px; margin-bottom: 5px;"> <div style="margin-left: 10px;"> SBI BRANCH </div> <div style="float: right; text-align: right;">Bank Charges: Nil</div> <div style="clear: both; text-align: right;">➔</div> </div>
	<div style="background-color: #fff9c4; padding: 5px; margin-bottom: 5px;"> <div style="margin-left: 10px;"> Other Banks Internet Banking </div> <div style="float: right; text-align: right;">Bank Charges: 17.1</div> <div style="clear: both; text-align: right;">➔</div> </div>

To pay registration fee through Credit/Debit Card, candidate should enter the information asked for, to pay through on line mode and click on **PAY** button.

भारतीय स्टेट बैंक
State Bank of India
With you - all the way

Welcome to State Bank of India's Secure Payment Gateway

Dear Customer,
SBI Payment Gateway will secure your payment to **MOPSBIDRCARD**.

Select the type of card*
 Card Number *
 Name on Card
 Purchase Amount
 Word Verification *

State Bank MAESTRO Cards ▼

6220180106500102616
(Please enter your card number without any spaces)

DeepakFullar

INR 1.01

HS3vgD
Type the characters you see in the picture below

Click here for new image.

➔
Pay
Cancel

AFTER PRESSING PAY, KINDLY DO NOT REFRESH AND DO NOT PRESS THE BACK BUTTON.

ALL INTERNET BASED TRANSACTIONS USING STATE BANK DEBIT CARDS WOULD NEED A 3D SECURE PASSWORD.

Verified by

MasterCard

RuPay

3D Secure

A service brought to you by State Bank of India

If you wish to discontinue with the order, request you to click on Cancel button, you will be redirected to the order page of MOPSBIDRCARD.

To pay registration fee through Net banking, candidate should Login with your credentials of net banking and click on submit button to proceed for payment.

भारतीय स्टेट बैंक
State Bank of India
With you - all the way

Login 03-Feb-2016 [02:43 PM IST]

User Name *
Password *
☐ Enable Virtual Keyboard

[FAQ](#) | [About Phishing](#)

VeriSign Secured This site uses highly secure 256-bit encryption certified by VeriSign.
Disclaimer: The privacy of contract is between you and the service provider. Bank is only facilitating a payment mechanism and is not responsible for any deficiency in service by the service provider.

ⓘ Mandatory fields are marked with an asterisk (*)
ⓘ Do not provide your username and password anywhere other than in this page
ⓘ Your user name and password are highly confidential. Never part with them. SBI will never ask for this information.

© Copyright SBI. [Privacy Statement](#) | [Disclosure](#) | [Password Management](#) | [Security Tips](#) | [Terms of Use](#)

Registration fee amount will reflect in the form and candidate should check the details carefully before clicking **Confirm** button.

भारतीय स्टेट बैंक
State Bank of India
the nation banks on us

Welcome : Mr. DEEPAK FULLAR
[Logout](#)

Your previous site visit: 30-Jan-2016 09:08 IST

All India Institute Of Medical Sciences 03-Feb-2016 [14:45 IST] [Help](#)

You can debit any of your transaction accounts to pay All India Institute Of Medical Sciences.
Select an account and enter All India Institute Of Medical Sciences payment details


Account No. / Nick name	Account Type	Branch
00000031845166704	Savings Account	GREEN PARK EXTENSION, NEW DELHI

Selected Account 00000031845166704

Payment details


Your Reference No	100005443
Amount	1000
UDF1	-
UDF2	-
UDF3	-
Redirect URL	http://demo.aiimsonline.in/Response
Amount in words	One Rupees only

Candidate must remember to take printout of Payment Receipt as a proof of successful payment of


All India Institute Of Medical Sciences

Welcome: TEST
Candidate ID: 3011000042
Helpline No.: 8510010247, 9582949110 Online Support

Logout
My Page




General Links..!

Home
Change Password
Notification/Advertisement
Corrigendum/Addendum
Prospectus
Introduction
Schedule
Seats and Cities
Eligibility/Method of Selection
Course Fees
Upload Image Instructions
Registration/Login

1 Registration
2 Qualification & Address Details
3 Make Payment
4 City Choice
5 Upload Images
6 Print Registration Form

Payment Details


ALL INDIA INSTITUTE OF MEDICAL SCIENCES
Ansari Nagar, New Delhi - 110608

Payment Receipt - MBBS Course 2016

Candidate ID:	3111000042	Registration No:	30000049
Candidate Name:	TEST	Category:	General
Date of Birth:	31/10/1990	Disability Status:	Yes
Gender:	Male		

Amount: Rs. 0

Mode of Payment:	Online	Date:	18/03/2016
Transaction ID:	0	Status:	Exempted

Print
Proceed


Copyright © All India Institute of Medical Sciences, New Delhi. All rights Reserved

Step 4: City Choice

The third step of registration is **City Choice** for entrance examination. After successful payment of registration fee candidate will be directed to **City Choice Page** by clicking the Proceed button.


The City availability list shows the real time status of seats available in a city.

"City once chosen cannot be changed, so pay at most care while opting city"


All India Institute Of Medical Sciences

Welcome: TEST
Candidate ID: 3011000042
Helpline No.: 8510010247, 9582949110 Online Support

Logout
My Page



General Links..!

[Home](#)
[Change Password](#)
[Notification/Advertisement](#)
[Corrigendum/Addendum](#)
[Prospectus](#)
[Introduction](#)
[Schedule](#)
[Seats and Cities](#)
[Eligibility/Method of Selection](#)
[Course Fees](#)
[Upload Image Instructions](#)
[Registration/Login](#)

1 Registration
2 Qualification & Address Details
3 Make Payment
4 City Choice
5 Upload Images
6 Print Registration Form

Opted City Details

Candidate Name	Candidate ID	Opted City
TEST	3111000042	Delhi/NCR

Proceed

Note: AIIMS will make all efforts to ensure that the candidate is allotted a centre in the cities chosen by the applicant, due to circumstances such as lack of sufficient number of candidates, logistic, administrative and other reasons, an Examination Centre in another city may be allotted finally. Applicants are therefore required to be prepared to appear for the examination in the Examination Centre allotted to them.

Step 5: Upload Images

In 5th step of registration form, Candidate need to upload his/her latest passport size Photograph, Signature and Thumb Impression. The supported digital image format includes .gif, .png, .jpg/jpeg.

Upload Images

First read the instructions given regarding **Photo, Signature and Left Thumb Impression** upload. To upload image click **Choose File** button and browse to path where the image is stored. You can see the preview of the uploaded images. Please refer to **Sample Images** provided on the page, if you are satisfied with the preview of images, click on **Accept** button else try again to upload the images. After uploading all three required images, give consent on the declaration and click on **Save & Proceed** button.

Note: Images once uploaded cannot be changed later so candidates are requested to pay due attention while uploading the images.



Logout My Page



General Links !

[Home](#)
[Change Password](#)
[Notification/Advertisement](#)
[Corrigendum/Addendum](#)
[Prospectus](#)
[Introduction](#)
[Schedule](#)
[Seats and Cities](#)
[Eligibility/Method of Selection](#)
[Course Fees](#)
[Upload Images](#)
[Instructions](#)
[FAQs](#)
[User Manual](#)

1 Registration
2 Make Payment
3 City Choice
4 Qualification & Address Details
5 Upload Images
6 Registration Form

Upload Photo



Choose File No file chosen

☒ (The uploaded photograph is not more than six months old.)

Accept



Sample Image

Instruction for photo upload:

1. Photograph must be a passport size colour photograph without border and clearly showing the face.
2. Photograph must be a recently clicked or should not be more than 6 months old. The dimension of photograph must be 3.5*4.5 cm (width*height).
3. Photograph must be clicked in bright colours with white background only.
4. Paste the photo on a white A4 paper sheet.
5. Scan the photograph pasted on the sheet only, not the whole paper sheet.
6. Save the image as .jpg/.jpeg image. The size of image should be between 10-100 kb.
7. If the size of the image is more than 100 kb then set the dpi of the scanner to 200 or less dpi and quality of image at low. If image size is still more than 100 kb then resize the image to the given specifications. (Click here to know how to resize a scanned image)

Upload Signature



Choose File No file chosen

Accept



Sample Signature

Instruction for Signature upload:

1. Draw a box of 6*3 cm (width*height) on a white paper sheet.
2. Take a thick tip black/blue ink pen (preferably fountain pen).
3. Put your Signature inside the box. Signature should not come out of the box and be clear without overwriting.
4. Scan the signature only, not the whole sheet.
5. Save the signature as .jpg/.jpeg image. The size of image should be between 10-50 kb.
6. If the size of the image is more than 50 kb then set the dpi of the scanner to 200 or less dpi and quality of image at low. If image size is still more than 50 kb then resize the image to the given specifications. (Click here to know how to resize a scanned image)

Upload Thumb Impression



Choose File No file chosen

Accept



Sample Thumb Impression

Instruction for Thumb Print upload:

1. Draw a box of 4*3 cm (width*height) on a white paper sheet.
2. Put your left thumb on a blue/black ink pad. Ink should have covered your entire thumb.
3. Put your left thumb print in the box drawn on paper sheet. Do not press thumb too hard.
4. Thumb print should be clear such that the curves on thumb can be clearly seen by naked eyes.
5. Scan thumb print only, not the whole sheet.
6. Save the thumb print as .jpg/.jpeg image. The size of image should be between 10-50 kb.
7. If the size of the image is more than 50 kb then set the dpi of the scanner to 200 or less dpi and quality of image at low. If image size is still more than 50 kb then resize the image to the given specifications. (Click here to know how to resize a scanned image)

☒ **DECLARATION:** I hereby declare that the information furnished by me in the Registration/Application Form is correct and nothing has been concealed. In case any information furnished by me is found to be false/incorrect/untrue then I shall be liable to civil/criminal prosecution and my claim to admission/appointment/registration/ service in the Institute may be cancelled/terminated.

Save & Exit

Save & Proceed


Step 6: Print Registration Form *(This is the most important step of registration process)*

The sixth and the Last Step is **Print Registration Form**. Candidate must take print of Registration Form once all steps of registration are completed. Click on **Submit** button and take printout of Registration Form.

Registration Form contains all the details provided by candidate during on line registration i.e. Personal Details, Payment details, City Choice, Qualification & Address Details and Uploaded Images etc.

**All India Institute of Medical Sciences**Ansari Nagar, New Delhi - 110608
Entrance Examination - 2016**Registration Form - AIIMS B.Sc / M.Sc Courses - 2016**

Candidate Profile Candidate ID: 3111000042 Registration No: 30000049 Registration Date: 18/03/2016

Candidate Name: TEST	Date of Birth: 31 Oct 1990	
Gender: Male	Category: General	
Father's Name: TEST	Mother's Name: TEST	
OPH Status: Yes	OPH %: 52	
Nationality: INDIAN	State of Domicile : Delhi (NCT)	
Applied Course : M.Sc. Anatomy		

Contact Details

Address for Permanent: XYZ, XYZ, XYZ, Gandhi Nagar, Delhi (NCT), India, 110059	Correspondence Address: XYZ, XYZ, XYZ, Gandhi Nagar, Delhi (NCT), India, 110059
Mobile No: 1. 9650813623 , 2. No	E-Mail ID: ajeet.bhagat@diguniv.com

Qualification Details

Qualifying Exam	Qualifying Exam Status	Roll No. :	Exam Board Name	Subject Choice	Passing/Expected Year
MBBS/BDS	Passed	NA	xyz	xyz	17/08/2005

Academic Details

Qualifying Exam Status	Scoring Scheme	Max Marks	Marks Obtained	Percentage(%)
Passed	Percentage	160.00	120.00	75.00

Other Details

Whether You are a Government Employee: Yes	Department Name: xyz	Whether AIIMS Departmental Candidate: No	Department Name:
--	----------------------	--	------------------

Valid Photo Identity (To be presented in original at the Examination Center along with Admit Card)

ID Proof: Adhar Card	ID No: 123	Place of Issue: INDIA	Issue Date: NA	Valid Till: NA
----------------------	------------	-----------------------	----------------	----------------

Payment Details

Mode: Exempted	Date: 18/03/2016	Transaction ID: 0	Amount: 0
----------------	------------------	-------------------	-----------

Examination City Opted: Kolkata

UNDERTAKING/DECLARATION: I hereby declare that the information furnished by me in the Registration/Application Form is correct and nothing has been concealed. In case any information furnished by me is found to be false/incorrect/untrue than i shall be liable to civil/criminal prosecution and my claim to admission/appointment/registration/ service in the Institute may be cancelled/terminated.



Signature of Candidate




Thumb of Candidate

[Back](#)[Submit](#)

Check all the details in **Registration Form** carefully, if some entered information is to be corrected/edited then click on edit button, do the necessary corrections and then click on **Final Submit button**.

**All India Institute of Medical Sciences**Ansari Nagar, New Delhi - 110608
Entrance Examination - 2016**Registration Form - AIIMS B.Sc / M.Sc Courses - 2016**

Candidate Profile Candidate ID: 3111000042 Registration No: 30000049 Registration Date: 18/03/2016

Candidate Name: TEST	Date of Birth: 31 Oct 1990	
Gender: Male	Category: General	
Father's Name: TEST	Mother's Name: TEST	
OPH Status: Yes	OPH %: 52	
Nationality: INDIAN	State of Domicile : Delhi (NCT)	
Applied Course : M.Sc. Anatomy		

Contact Details

Address for Permanent: XYZ, XYZ, XYZ, Gandhi Nagar, Delhi (NCT), India, 110059	Correspondence Address: XYZ, XYZ, XYZ, Gandhi Nagar, Delhi (NCT), India, 110059
Mobile No: 1. 9650813623 , 2. No	E-Mail ID: ajeet.bhagat@diguniv.com

Qualification Details

Qualifying Exam	Qualifying Exam Status	Roll No. :	Exam Board Name	Subject Choice	Passing/Expected Year
MBBS/BDS	Passed	NA	xyz	xyz	17/08/2005

Academic Details

Qualifying Exam Status	Scoring Scheme	Max Marks	Marks Obtained	Percentage(%)
		160.00	120.00	75.00

Other Details

Whether You are a Government Employee: Yes	Department Name: xyz	Whether AIIMS Departmental Candidate: No	Department Name:
--	----------------------	--	------------------

Valid Photo Identity (To be presented in original at the Examination Center along with Admit Card)


ID Proof: Adhar Card	ID No: 123	Place of Issue: INDIA	Issue Date: NA	Valid Till: NA
----------------------	------------	-----------------------	----------------	----------------

Payment Details

Mode: Exempted	Date: 18/03/2016	Transaction ID: 0	Amount: 0
----------------	------------------	-------------------	-----------

Examination City Opted: Kolkata

UNDERTAKING/DECLARATION: I hereby declare that the information furnished by me in the Registration/Application Form is correct and nothing has been concealed. In case any information furnished by me is found to be false/incorrect/untrue than i shall be liable to civil/criminal prosecution and my claim to admission/appointment/registration/ service in the Institute may be cancelled/terminated.


Signature of Candidate


Thumb of Candidate
[Print](#)[Back](#)[Final Submit](#)

Candidate shall get an **Acknowledge Mail** from AIIMS having **Unique Registration No.** on click of **Final Submit button**.

If Final Submission of registration form is not done, Acknowledge mail will not be sent and registration will be treated as Incomplete.

Take the print of the Registration Form before final submission of form. Candidate can take the print out of the **Registration Form** by clicking on **Print** button.

After clicking **Final Submit button**, color of buttons in navigation bar of will change to **Yellow**.

All India Institute Of Medical Sciences

Helpline No : 8510010247, 9582949110 Online Support

General Links..!

- Home
- Notification/Advertisement
- Corrigendum/Addendum
- Prospectus
- Introduction
- Schedule
- Seats and Cities
- Eligibility/Method of Selection
- Course Fees
- Upload Image Instructions
- Registration/Login
- FAQs
- User Manual

AIIMS B.Sc / M.Sc Courses-2016 Entrance Examination

Welcome To The Login Page

If You have already registered, then kindly enter Candidate ID & Password for login, else click on [Click Here](#) Button for login credentials.

New Registration

Please read Prospectus and User Manual carefully before proceeding

If you have read the Prospectus carefully and not registered yet, then kindly register first by clicking the button given below.

[Click Here](#)

Compatible Browsers

It is recommended that use Internet Explorer 9 and above, Firefox 3.5 and above and Google Chrome for best view and functionality.

Applicant Login

If you have already registered, then kindly enter Candidate ID & Password.

Candidate ID:

Password:

Enter Captcha:

1 0 2 0 9

Type the characters shown in the picture

[Login](#) [Forgot your login details?](#)

Important Announcement

- AIIMS MBBS-2016 registration has been live now.

Copyright © All India Institute of Medical Sciences, New Delhi. All rights Reserved

After completing all 6 steps of registration candidate will be registered successfully and can navigate to any completed step through **Navigation Buttons** available on top of the page.

The submitted registration form will be reviewed for the uploaded images and the eligibility of the candidate. The review process of the uploaded images may take 7 to 10 days.

Candidate should **Logout** after registration is done successfully.

शरीरमाद्यं खलु धर्मसाधनम्

INSTRUCTION FOR UPLOADING IMAGES

Candidates are required to upload their Photograph, Signature and Left Thumb Impression during Online Registration

PHOTOGRAPH:





















1. One (1) recent color passport size photograph with **white background** is required. The dimension of the photograph should be 3.5 * 4.5 cms (width * height).
2. *Black & White / Polaroid photographs are NOT acceptable.* Photo should not be taken by mobile phone camera.
3. It should be taken professionally so that it may not blur while enlarging it.
4. **Photograph MUST be recently taken, it should not be more than six months prior from the starting of Online Registration.**
5. Draw a box having size 3.5 x 4.5 cms (width * height) on a plain white sheet and paste the photograph inside the box.
6. Select the area having photograph only, not the whole sheet and scan the photograph on 200 dpi.
7. Save the scanned image as "**Photograph.jpg**" (supported formats include gif, png, jpg/ jpeg)
8. Keep the size of image between **10KB to 100 KB**





















UPLOADING PHOTOGRAPH











Candidates must upload Photograph to correct specified field. Do not make any mistake in uploading Photograph.

1. To upload "**Photograph.jpg**"
 - a. "**Choose file**" Button right to the photograph field.
 - b. Select the scanned "**Photograph.jpg**" file from saved location and click "Open" Button.

While uploading images during Online Registration, please refer following Not Acceptable/ Acceptable sample images

Not acceptable Photograph	Reason for Rejection	Acceptable
 Name : XXXXXX 24.02.2015	 Poor digital Resolution(100x75) 	 Name : XXXXXX 24.02.2015
 Name : XXXXXX 24.02.2015	 Facial area is less than 50% of total 	 Name : XXXXXX 24.02.2015
 Name : XXXXXX 24.02.2015	 Coloured background 	 Name : XXXXXX 24.02.2015
 Name : XXXXXX 24.02.2015	 Shadow on face 	 Name : XXXXXX 24.02.2015
 Name : XXXXXX 24.02.2015	 Dark/Tinted Spectacles or Sunglasses 	 Name : XXXXXX 24.02.2015

Not acceptable Photograph	Reason for Rejection	Acceptable
 Name : XXXXXX 24.02.2015	Too much glare on spectacles  	 Name : XXXXXX 24.02.2015
 Name : XXXXXX 24.02.2015	Spectacle rim over eyes  	 Name : XXXXXX 24.02.2015
 Name : XXXXXX 24.02.2015	Lock of hair over eyes  	 Name : XXXXXX 24.02.2015
 Name : XXXXXX 24.02.2015	Not looking straight into camera  	 Name : XXXXXX 24.02.2015
 Name : XXXXXX 24.02.2015	Cropped image  	 Name : XXXXXX 24.02.2015

Not acceptable Photograph	Reason for Rejection	Acceptable
 <p>Name : XXXXXX 24.02.2015</p>	<p>Improper flash or Improper lighting</p> <p>✗</p> <p>✓</p>	 <p>Name : XXXXXX 24.02.2015</p>
 <p>Name : XXXXXX 24.02.2015</p>	<p>Photo taken with mobile phone (including “selfies”) resulting in distorted face</p> <p>✗</p> <p>✓</p>	 <p>Name : XXXXXX 24.02.2015</p>
 <p>Name : XXXXXX 24.02.2015</p>	<p>Distortion due to enlargement of an original smaller image</p> <p>✗</p> <p>✓</p>	 <p>Name : XXXXXX 24.02.2015</p>
	<p>Name of applicant and Date of photograph not present</p> <p>✗</p> <p>✓</p>	 <p>Name : XXXXXX 24.02.2015</p>
 <p>Name : XXXXXX 24.02.2015</p>	<p>Black & White Photographs</p> <p>✗</p> <p>✓</p>	 <p>Name : XXXXXX 24.02.2015</p>

LEFT THUMB IMPRESSION

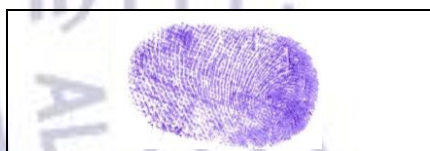
1. Draw a box having size **4 x 3 cms** (width * height) on a plain white sheet.
2. Take a good quality of stamp pad.
3. Put your left thumb gently on the stamp pad and role lightly in horizontal manner.
4. The lines of the finger should be clearly visible in the print
5. Scan the area of white sheet having thumb impression only, not the whole sheet
6. Scan the left thumb impression on 200 dpi. It should not be blurred while enlarging it.
7. Save the image as "**Left Thumb Impression.jpg**". Supported formats of the images include gif, png, jpg/ jpeg.
8. Keep the size of image between **10 KB to 50 KB**

UPLOADING LEFT THUMB IMPRESSION:


1. To upload "**Left Thumb Impression.jpg**"

- a. Click "Choose file" button right to the Left Thumb Impression field.
- b. Select the Scanned "**Left Thumb Impression.jpg**" file from saved location and click "Open" Button.

While uploading Signature during Online Registration, please refer following Not Acceptable / Acceptable sample Signature images



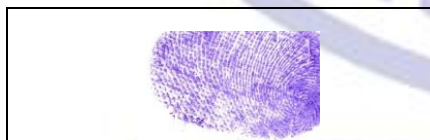
Properly uploaded Left Thumb Impression in .jpg . The Left Thumb Impression is clear and of proper size.



NOT ACCEPTABLE: Left Thumb Impression uploaded is blurred.



NOT ACCEPTABLE: Left Thumb Impression uploaded is partly obscured by too much ink.



NOT ACCEPTABLE: Left Thumb Impression uploaded is partly cropped / not scanned completely

SIGNATURE

1. Draw a box having size **6 x 3 cms** (width * height) on a plain white sheet and put the signature inside the box.
2. Signature should be done with thick point Black/Blue pen only. Signature having only Initials or done in CAPITAL letters are not acceptable.
3. Scan the area having signature only not the whole sheet. Scan the signature on 200 dpi. It should not be blurred while enlarging it
4. Save the scanned image as "**Signature.jpg**". Supported formats of the images include gif, png, jpg/ jpeg. Keep the size of the image between **10 KB to 50 KB**

UPLOADING SIGNATURE :

Candidates must upload Signature to correct specified field. Do not make any mistake in uploading Signature.

1. To upload "Signature.jpg"
 - a. Click "Choose file" button right to the signature field.
 - b. Select the scanned "Signature.jpg" file from saved location and click "Open" Button.

While uploading Signature during Online Registration, please refer following Not Acceptable / Acceptable sample Signature images.

		Properly uploaded signature that is in black with white background . The signature is clear and of proper size.
		NOT ACCEPTABLE: Signature uploaded is very small
		NOT ACCEPTABLE: Signature is in coloured ink
		NOT ACCEPTABLE: Signature uploaded is too light and unclear
		NOT ACCEPTABLE: Signature uploaded alongwith background
		NOT ACCEPTABLE: Signature uploaded is partly obscured by marks / sprinkled ink
		NOT ACCEPTABLE: Signature uploaded is blurred
		NOT ACCEPTABLE: Signature is cropped / not scanned properly

PROFORMA FOR OTHER BACKWARD CLASS (OBC) CERTIFICATE

(Certificate to be Produced by other Backward Classes applying for Admission to Central Educational Institutions (CEIs), Under The Government of India)

This is to certify that Shri / Smt./Kum. _____
Son/Daughter _____ of _____ Shri/Smt. _____ of
Village/Town _____ District/Division _____ in the _____ State
belongs to the _____ Community which is recognized as a backward class under:

- (i) Resolution No. 12011/68/93-BCC(C) dated 10/09/93 published in the Gazette of India Extraordinary part I Section I No. 186 dated 13/09/93.
- (ii) Resolution No. 12011/9/94-BCC dated 19/10/94-BCC dated 19/10/94 published in the Gazette of India Extraordinary part I Section I No. 163 dated 20/10/94.
- (iii) Resolution No. 12011/7/95-BCC dated 24/05/95 published in the Gazette of India Extraordinary part I Section I dated 25/05/95.
- (iv) Resolution No. 12011/96/94-BCC dated 09/03/96.
- (v) Resolution No. 12011/44/94-BCC dated 06/12/96 published in the Gazette of India Extraordinary part I Section I No. 210 dated 11/12/96.
- (vi) Resolution No. 12011/13/97-BCC dated 03/12/97.
- (vii) Resolution No. 12011/99/94-BCC dated 11/12/97.
- (viii) Resolution No. 12011/68/98-BCC dated 27/10/99.
- (ix) Resolution No. 12011/88/99-BCC dated 06/12/99 published in the Gazette of India Extraordinary Part I Section I No. 270 dated 06/12/99.
- (x) Resolution No. 12011/36/99-BCC dated 04/04/2000 published in the Gazette of India Extraordinary Part I Section I No. 71 dated 04/04/2000.
- (xi) Resolution No. 12011/44/99-BCC dated 21/09/2000 published in the Gazette of India Extraordinary Part I Section 1 No. 210 dated 21/09/2000.
- (xii) Resolution No. 12015/09/2000-BCC dated 06/09/2001.
- (xiii) Resolution No. 12011/01/2001-BCC dated 19/06/2003.
- (xiv) Resolution No. 12011/04/2002-BCC dated 13/01/2004.
- (xv) Resolution No. 12011/09/2004-BCC dated 16/01/2006 published in the Gazette of India Extraordinary Part Section I No. 210 dated 16/01/2006.

Shri/Smt./Kum. _____ and/or his family ordinarily
reside(s) in the _____ District/Division of
_____ State.

This is also to certify that he/she does not belong to the persons/sections (Creamy Layer) mentioned in Column 3 of the Scheduled to the Government of India. Department of Personnel & Training O.M. No. 36012/22/93-Estt. (SCT) dated 08/09/93 which is modified vide OM No. 36033/3/2004 Estt. (Res.) dated 09/03/2004 or the latest notification of the Government of India.

Dated :

District Magistrate/Competent Authority
Seal

NOTE:

a) The Term Ordinarily used here will have the same meaning as in Section 20 of the Representation of the People Act, 1950.

(b) The authorities competent to issue Caste Certificates are indicated below:

- (i) District Magistrate/Additional Magistrate/Collector/Deputy Commissioner/Additional Deputy Commissioner/Deputy Collector/Ist Class Stipendiary Magistrate/Sub-Divisional Magistrate/ Taluka Magistrate/Executive Magistrate/Extra Assistant Commissioner (not below the rank of Ist Class Stipendiary Magistrate.)
- (ii) Chief Presidency Magistrate/Additional Chief Presidency Magistrate/Presidency Magistrate.
- (iii) Revenue Officer not below the rank of Tehsildar.
 - (v) Sub-Divisional Officer of the area where the candidate and/or his family resides.

FORM OF SC/ST CERTIFICATE PRESCRIBED

Form of certificate as prescribed in M.H.A., O.M., No. 42/21/49-N.G.S. dated the 28.1.1952, as revised in Dept. of Per-& A.R. letter No. 36012/6/76-Est. (S.CT), dated the 29.10.1977, to be produced by candidate belonging to a Scheduled Caste or a Scheduled Tribe in support of his/her claim.

CASTE CERTIFICATE

This is to certify that Shri/Smt./Kum.*
son/daughter* of of village/town* in
district/Division* of the State/Union Territory* belongs to the
..... Caste/Tribe which is recognised as a Scheduled Caste/Scheduled Tribe* under :

- The Constitution (Scheduled Caste) Order, 1950
- The Constitution (Scheduled Tribe) Order, 1950
- The Constitution (Scheduled Caste) (Union Territories) Order, 1951
- The Constitution (Scheduled Tribe) (Union Territories) Order, 1951

% 1. (as amended by the Scheduled Caste and Scheduled Tribes Lists (Modification) Order, 1956, the Bombay Re-organization Act, 1960, the Punjab Re-organization Act, 1966, the State of Himachal Pradesh Act, 1970 the North Eastern Areas (Re-organization) Act, 1971 and the Scheduled Castes and Scheduled Tribes Orders, (Amendment) Act, 1976). The Constitution (Jammu and Kashmir) Scheduled Caste Order, 1956.

- The Constitution (Andaman and Nicobar Islands) Scheduled Tribes Order, 1959.
- The Constitution (Dadra and Nagar Haveli) Scheduled Caste Order, 1962.
- The Constitution (Dadra and Nagar Haveli) Scheduled Tribes Order, 1962.
- The Constitution (Pondichery) Scheduled Caste Order, 1964
- The Constitution (Uttar Pradesh) (Scheduled Tribes) Order, 1967
- The Constitution (Goa, Daman & Diu) Scheduled Caste Order, 1968.
- The Constitution (Goa, Daman & Diu) Scheduled Tribes Order, 1968.
- The Constitution (Nagaland) Scheduled Tribes Order, 1970.
- The Constitution (Sikkim) Scheduled Caste Order, 1978.
- The Constitution (Sikkim) Scheduled Tribes Order, 1978.

% 2. Applicable in the case of Scheduled Caste/Schedule Tribe persons who have migrated from one State/ Union Territory Administration:

This certificate is issued on the basis of the Scheduled Caste/Scheduled Tribe certificate issued to Shri / Smt* father/mother of Shri/Smt/Kum* of village/town* in District/Division* of the State/Union Territory* who belongs to the caste/tribe which is recognised as a Scheduled Caste/Scheduled Tribe* in the State/Union Territory* issued by the (name of prescribed authority) vide their No. date % 3. Shri*/Smt.*/Kum* and/or his/her* family ordinary reside(s) in village/town* of the State/Union Territory of.....

Signature.....

Place State/Union Territory **Designation.....

Date (With seal of Office)

• Please delete the words which are not applicable.

• Please quote specific Presidential Order.

% Delete the paragraph which is not applicable.

** Should be signed by the Authorities empowered to issue Scheduled Caste/Scheduled Tribe certificates as specified above.

Note:-

- The information will appear in the website strictly as per time schedule laid down in the prospectus. Telephonic queries / written requests prior to the scheduled date mentioned in the prospectus regarding receipt of application, acceptance, hosting of admit cards etc. will not be entertained.

For enquiries relating to Entrance Examination please contact:

**Assistant Controller (Exams)
Examination Section
All India Institute of Medical Sciences (AIIMS)
Ansari Nagar, New Delhi -110 608
Tel: 26589900, 26588500 Extn. 6421, 4499, 6422
Fax: 011 2658 8789**

www.aiimsexams.org