

**BY ORDER OF THE COMMANDER  
AIR FORCE MATERIEL COMMAND**

**AIR FORCE MATERIEL COMMAND  
MANUAL 23-4**



**26 JULY 2011**

***Materiel Management***

***COMPUTATION OF REQUIREMENTS  
FOR EQUIPMENT ITEMS***

**COMPLIANCE WITH THIS PUBLICATION IS MANDATORY**

---

**ACCESSIBILITY:** Publications and forms are available on the e-Publishing website at [www.e-publishing.af.mil](http://www.e-publishing.af.mil) for downloading or ordering

**RELEASABILITY:** There are no releasability restrictions on this publication

---

OPR: HQ AFMC/A4RM

Certified by: HQ AFMC/A4R  
(Mr. Richard D. Reed)

Supersedes: AFMCMAN 23-4,  
1 February 1999

Pages: 267

---

This manual implements AFPD 23-1, *Materiel Management Policy and Procedures*. This manual tells how the requirements portions of the Air Force equipment management systems operate. The Classified Equipment Requirements Computation system (D039) supports this function. This manual applies to the Inventory Management Specialists (IMS), Equipment Specialists (ES), Production Management Specialists (PMS), and Logistic Managers (LM), at all AFMC field units (except Aerospace Maintenance and Regeneration Group [AMARG] and the USAF Medical Center, WPAFB). This policy does not apply to the US Air Force Reserve or Air National Guard units or members. Refer recommended changes and questions about this publication to the Office of Primary Responsibility (OPR) using an AF Form 847, *Recommendation for Change of Publication*; route AF Forms 847 from the field through the Major Command (MAJCOM) publications/forms managers. This manual may be supplemented at any level, but all supplements must be routed to HQ AFMC/A4RM for coordination prior to certification and approval. Ensure that all records created as a result of processes prescribed in this publication are maintained in accordance with AFMAN 33-363, *Management of Records*, and disposed of in accordance with Air Force Records Information Management System (AFRIMS) Records Disposition Schedule (RDS) located at <https://www.my.af.mil/gcss-af61a/afrims/afrims>. See Attachment 1 for glossary of references and supporting information.

***SUMMARY OF CHANGES***

This manual has been completely rewritten. It updates office symbols and policy/procedural guidance, and provides four new Attachments: 1- Glossary of References and Supportive Information; 3 - Projected Usage Life Expectancy (PULE) Sample Data – Multiple Years; 4 -

D039/D200C Quarterly Review Checklist; and 5 - Signature Level Approval of Equipment Computations Requirements, Terminations, Asset Reconciliations and Excess. Created AFMC Form 197, Contractor Asset Visibility Report.

<b>Chapter 1—POLICY AND RESPONSIBILITIES</b>	<b>11</b>
1.1. Applicability. ....	11
1.2. Purpose. ....	11
1.3. Authority. ....	12
1.4. Type of Items. ....	12
1.5. Equipment Control. ....	12
1.6. Computation Purpose. ....	13
1.6.1. Economic Consideration. ....	13
1.7. Computation Cycles. ....	13
1.8. Product Retention. ....	13
1.9. Requirements Management. ....	14
1.10. D200C File Maintenance. ....	15
Figure 1.1. HEADER INFORMATION. ....	15
Table 1.1. HEADER INFORMATION. ....	16
1.11. Index of Actions. ....	16
1.12. Recommended Work Sequence for Scrubbing Computations. ....	16
1.13. Equipment Requirements System (ERS). ....	18
1.14. Responsibilities: ....	18
1.15. IMS, LM and ES Relationship. ....	24
1.16. Management by Item and by Weapon/Support System. ....	24
1.17. Management Team Intervention. ....	24
1.18. Requirements Data. ....	24
1.19. Asset History. ....	26
1.20. Asset Data. ....	26
1.21. Program Data. ....	27
1.22. Support Levels. ....	27
1.23. Backorders. ....	29
1.24. Initial Requirements for Support Equipment. ....	30
1.25. Requirements Formula. ....	30
1.26. Materiel Repair. ....	30

1.27.	Unit Price. ....	30
1.28.	Termination. ....	30
1.29.	Retention. ....	31
1.30.	Disposal. ....	32
1.31.	Training. ....	32
1.32.	Quality Control. ....	32
1.33.	Cataloging and Item Identification. ....	32
1.34.	Item Peculiarities. ....	33
1.35.	Spares Factor. ....	33
1.36.	Use of Replenishment Funds. ....	34
<b>Chapter 2—</b>	<b>SYSTEM TECHNIQUES AND FEATURES</b>	<b>35</b>
2.1.	Overview. ....	35
2.2.	RMS. ....	35
2.3.	File Maintenance. ....	35
2.4.	On-line/Displays. ....	35
2.5.	Hard Copy Reports. ....	35
2.6.	D039 Primary Functions. ....	36
2.7.	Item Aggregation. ....	37
Table 2.1.	I&S Example ....	38
2.8.	Sources of Input. ....	39
2.9.	Requirements Projection. ....	39
2.10.	Asset Application and Allocation. ....	39
2.11.	Additives. ....	40
2.12.	PULE. ....	47
Table 2.2.	PULE Data Elements ....	47
Figure 2.1.	PULE Distribution Curve ....	48
Table 2.3.	Cumulative Normal Distribution Table ....	49
Table 2.4.	PULE Computation (Example) ....	51
2.13.	RMS Output. ....	53
2.14.	System Operations. ....	65
Figure 2.2.	Shows the data flow utilized during the Air Force equipment management process.	66
Figure 2.2.	Air Force Equipment Management Process Flow. ....	66
<b>Chapter 3—</b>	<b>ITEM MANAGER CONTROL DATA (IMCD)</b>	<b>67</b>

	3.1.	IMCD Overview. ....	67
	3.2.	IMCD Section A by Subgroup Master Stock Number. ....	69
Figure	3.1.	shows a numbered copy of IMCD Section A screen. ....	69
Table	3.1.	describes each number in sequence: ....	70
Figure	3.1.	IMCD Section A ....	69
Table	3.1.	IMCD, Sect A ....	70
	3.3.	IMCD Section A Continued-RIAR Data by SGM. ....	78
Figure	3.2.	IMCD, Sect A cont'd ....	79
Table	3.2.	IMCD, Sect A cont'd ....	80
	3.4.	IMCD Section B-By Actual Stock Number. ....	82
Figure	3.3.	IMCD, Sect B ....	83
Table	3.3.	IMCD, Sect B ....	84
	3.5.	IMCD Section C. ....	86
Figure	3.4.	IMCD, Sect C ....	86
Table	3.4.	IMCD, Sect C ....	87
	3.6.	IMCD Section D. ....	90
Figure	3.5.	IMCD, Sect D ....	90
Table	3.5.	IMCD, Sect D ....	91
Table	3.6.	Example of Repair Rate Factors ....	92
Table	3.7.	Example of Repair Rate Factors ....	93
	3.7.	IMCD Section E, Projected Usage and Life Expectancy (PULE) Data. ....	93
Figure	3.6.	IMCD, Sect E ....	94
Table	3.8.	IMCD, Sect E ....	94
<b>Chapter 4—INPUT SYSTEM INTERFACE</b>			<b>96</b>
	4.1.	Purpose. ....	96
	4.2.	Selection of Items. ....	96
	4.3.	AFEMS Records. ....	96
Table	4.1.	Stock Balance and Consumption Type Data ....	99
	4.4.	AFEMS Record Selection. ....	100
	4.5.	Documentation: ....	100
	4.6.	Vehicle Input Data. ....	101
	4.7.	Master Item Identification Control System (D043). ....	101
	4.8.	CSAG-M/DMAPS. ....	101

<b>Chapter 5—REQUIREMENTS AND ASSET DATA</b>	<b>102</b>
5.1. Overview. ....	102
Table 5.1. File Maintainable Sections .....	103
5.2. File Maintenance Instructions. ....	103
5.3. Detailed Description of Format: .....	104
Figure 5.1. RAR Section 1 .....	105
Table 5.2. RAR Section 1 .....	106
Figure 5.2. RAR section 2 .....	112
Table 5.3. RAR section 2 .....	113
Figure 5.3. RAR, Sect 3 .....	115
Table 5.4. RAR, Sect 3 .....	115
Figure 5.4. RAR, Sect 4 .....	117
Table 5.5. RAR, Sect 4 .....	117
Figure 5.5. RAR, Sect 6 .....	121
Table 5.6. RAR, Sect 6 .....	122
Figure 5.6. RAR, Sect 7, Pt 1 .....	123
Table 5.7. RAR, Sect 7, Pt 1 .....	124
Figure 5.7. RAR, Sect 7, Pt 3 .....	125
Table 5.8. RAR, Sect 7, Pt 3 .....	125
Figure 5.8. RAR, Sect 8, Pt 1 .....	126
Table 5.9. RAR, Sect 8, Pt 1 .....	127
Figure 5.9. RAR, Sect 8, Pt 2 .....	128
Table 5.10. RAR, Sect 8, Pt 2 .....	128
Figure 5.10. RAR, Sect 8, Pt 3 .....	129
Table 5.11. RAR, Sect 8, Pt 3 .....	130
Table 5.12. RAR, Sect 9 Legend .....	131
5.4. General Description of Over-Age Additive (OAA) Requirements Report. ....	131
5.5. General Instructions. ....	132
5.6. Detailed Operating Instructions. ....	132
<b>Chapter 6—GROSS AND NET REQUIREMENTS PROJECTIONS</b>	<b>135</b>
6.1. Purpose. ....	135
6.2. Terms Explained: .....	135
Figure 6.1. PRA-Requirements .....	135

Table 6.1.	PRA- Requirements .....	136
Figure 6.2.	PRA-Assets .....	137
Table 6.2.	PRA-Assets .....	138
Figure 6.3.	PRA – Buy/Bud Requirements .....	139
Table 6.3.	PRA – Buy/Bud Requirements .....	140
Figure 6.4.	PRA – Buy Net Requirements – Item Info .....	141
Table 6.4.	PRA – Buy Net Requirements – Item Info .....	142
	6.3. Projection. ....	143
	6.4. Projection/Methodology. ....	143
Table 6.5.	Projection/Methodology .....	144
	6.5. Non-Vehicle Items. ....	144
Table 6.6.	Allotment and Realignment .....	152
	6.6. Vehicular items. ....	153
Table 6.7.	Vehicle Allotment and Realignment .....	157
Table 6.8.	Buy Net Requirements - Item Information .....	163
<b>Chapter 7—ITEM &amp; DOLLAR SUMMARY STRATIFICATION (IDSS), MATERIEL PROCUREMENT PROGRAM CONTROL (MPPC) &amp; OTHER PRODUCTS</b>		<b>167</b>
	7.1. Item & Dollar Summary Stratification (IDSS). ....	167
	7.2. Materiel Procurement Program Control (MPPC). ....	168
	7.3. Inventory Management Specialist (IMS) Item Management Statistics. ....	169
	7.4. Valid Changes/Notepad (VCNP). ....	169
	7.5. Repair Index of Actions (RIA). ....	169
	7.6. NSN SRAN Variances (NSV). ....	169
	7.7. Stock Number Variance (SNV). ....	170
	7.8. Vehicle In-Use Inventory (VI). ....	170
<b>Chapter 8—TERMINATION AND REDUCTION OF ASSETS</b>		<b>171</b>
	8.1. Termination and Reduction of Assets. ....	171
	8.2. Termination of Assets. ....	171
	8.3. Reduction of Assets. ....	171
Figure 8.1.	System: .....	172
<b>Chapter 9—RECONCILING EQUIPMENT ITEM ASSETS</b>		<b>173</b>
	9.1. HQ AFMC Equipment Item Asset Reconciliation Policy. ....	173
	9.2. Asset Reconciliation Worksheet for Equipment Items - Format 305 (Fig 9. ....	174

Figure 9.1.	Asset Reconciliation Worksheet – Format 305 .....	175
Table 9.1.	Asset Reconciliation (AR) Worksheet Header Legend .....	176
9.3.	Asset Reconciliation Product Selection Screen. ....	180
Table 9.2.	Asset Reconciliation (AR) Worksheet Product Selection Legend .....	180
9.4.	Asset Reconciliation List for Equipment Item. ....	182
Table 9.3.	Asset Reconciliation List for Equipment Item Legend .....	183

**Chapter 10—THE STRATIFICATION REPORT OF PRINCIPAL AND SECONDARY ITEMS,  
RCS: DD-P&L (A) 1000 184**

10.1.	General. ....	184
10.2.	IPI, IV, and IDSS RMS on-line products required for the preparation of the DD1000 Report. ....	186

**Chapter 11—WEAPON SYSTEM PRODUCT 188**

11.1.	General. ....	188
11.2.	WS Content. ....	188
11.3.	Detailed Description of Format: ....	189
Table 11.1.	Weapon System Product – Header Legend .....	189
Figure 11.1.	WS, Section 1, Screen 1 .....	190
Table 11.2.	WS, Section 1, Screen 1 .....	191
Figure 11.2.	WS, Section 1, Screen 2 .....	192
Table 11.3.	WS, Section 1, Screen 1 .....	193
Figure 11.3.	WS, Section 2, Screen 1 .....	195
Table 11.4.	WS, Section 2, Screen 1 .....	196
Figure 11.4.	WS, Section 2, Screen 2 .....	197
Table 11.5.	WS, Section 2, Screen 2 .....	198
11.4.	File Maintenance Instructions. ....	199
11.5.	WSP Display Product. ....	200
Table 11.6.	WS Product Selection Screen Legend .....	202
11.6.	WSP Output Products. ....	203

**Chapter 12—D039 EQUIPMENT REPAIR REQUIREMENTS DETERMINATION 204**

12.1.	Purpose. ....	204
12.2.	Overview. ....	204
12.3.	Basis. ....	204
12.4.	ERR Database. ....	204

	12.5.	NSN baseline. ....	205
	12.6.	Figure 12. ....	205
Figure	12.1.	Numbered Example of the ERR Worksheet ....	206
Table	12.1.	Block-By-Block Explanation of ERR Worksheet ....	207
	12.7.	PMS Spreadsheet. ....	215
	12.8.	IMS Review. ....	215
	12.9.	Logistics Manager Access. ....	216
	12.10.	Repair IPT. ....	216
	12.11.	IMS. ....	216
	12.12.	PMS Review. ....	217
	12.13.	PMS Changes. ....	217
	12.14.	ABCS Repair Requirements File Maintenance. ....	217
	12.15.	ALC OPR. ....	217
	12.16.	PMS Projection. ....	217
	12.17.	LM (or IMS) Rounding. ....	218
	12.18.	405 SCMS/GULA and DPEM Office Review. ....	218
	12.19.	DPEM Office Notification. ....	218
	12.20.	PMS Buyer DPEM File Maintenance. ....	218
	12.21.	Repair OPR Consolidation. ....	218
	12.22.	DPEM Office. ....	218
<b>Chapter 13—CODES AND FACTORS</b>			<b>220</b>
	13.1.	Action Code Equipment (ACT). ....	220
Table	13.1.	ACT ....	220
	13.2.	Air Logistics Center (ALC) Codes. ....	220
Table	13.2.	ALC Codes ....	220
	13.3.	Allocation Priority (AP). ....	220
Table	13.3.	AP ....	221
	13.4.	Area Code (AR). ....	221
Table	13.4.	AR ....	221
	13.5.	Cycle Code (CYC CD). ....	221
Table	13.5.	Cycle Code ....	221
	13.6.	Equipment Essentiality Code (EEC). ....	221
Table	13.6.	EEC ....	222



	13.7. Error Code I O for RAR Report. ....	222
Table	13.7. Error Code I O .....	222
	13.8. Function Code (FUNC). ....	222
Table	13.8. FUNC. ....	222
	13.9. Item Disposal Deferred Code (DSP DEF). ....	223
Table	13.9. DSP DEF .....	223
	13.10. Multiple Component Indicator Code (MI). ....	223
Table	13.10. MI .....	223
	13.11. OPTIMUM IND (Optimum Indicator Code). ....	223
Table	13.11. OPTIMUM IND .....	223
	13.12. Organizational Essentiality Code (OEC). ....	223
Table	13.12. OEC .....	224
	13.13. Procurement Agency Code (PRO AGY). ....	224
Table	13.13. PRO AGY .....	224
	13.14. Program Action Code (PAC). ....	224
Table	13.14. PAC .....	224
	13.15. Record Flag Code (RF). ....	224
Table	13.15. RF .....	224
	13.16. Repair Criteria Code (CRI/CD). ....	225
Table	13.16. CRI/CD .....	225
	13.17. Repair Selection Code (SEL). ....	225
Table	13.17. SEL .....	225
	13.18. Replacement Criteria Code (RPL CRI). ....	225
Table	13.18. RPL CRI .....	225
	13.19. System Essentiality Code (SEC). ....	226
Table	13.19. SEC .....	226
	13.20. Termination Code (TERMINATION CD). ....	227
Table	13.20. TERMINATION CD .....	227
<b>Attachment 1—GLOSSARY OF REFERENCES AND SUPPORTIVE INFORMATION</b>		<b>228</b>
<b>Attachment 2—OUTPUT PRODUCTIONS LIST</b>		<b>241</b>
<b>Attachment 3—PROJECTED USAGE LIFE EXPECTANCY (PULE) SAMPLE DATA – MULTIPLE YEARS</b>		<b>253</b>
<b>Attachment 4—D039/D200C QUARTERLY REVIEW CHECKLIST</b>		<b>256</b>

**Attachment 5—SIGNATURE LEVEL APPROVAL OF EQUIPMENT COMPUTATIONS  
REQUIREMENTS, TERMINATIONS, ASSET RECONCILIATIONS AND  
EXCESS**

266

## Chapter 1

### POLICY AND RESPONSIBILITIES

**1.1. Applicability.** This manual applies to Headquarters (HQ) Air Force Materiel Command (AFMC), the Air Logistics Centers (ALC), the Air Force Global Logistics Support Center (AFGLSC), Hanscom Cyber/Netcentric Cryptologic Systems Division (ESC/HNC), and the Air Force Nuclear Weapons Center (AFNWC) at Kirkland AFB, and) personnel responsible for development, adjustment, computation, review, and approval of requirements for equipment items and management actions that result from those requirements. Procedures contained in this manual apply primarily to Inventory Management Specialists (IMS), Equipment Specialists (ES), Production Management Specialists (PMS), Logistics Managers (LM) and ALC management. Henceforth, any reference to ALC will encompass all ALCs, ESC/HNC, and AFNWC.

**1.2. Purpose.** This manual implements AFPD 23-1, *Materiel Management Policy and Procedures*, and explains how the requirements portions of the Air Force equipment management systems operate. The Air Force Equipment Management System (AFEMS)/C001, the Classified Equipment Requirements Computation System (CERC)/D039 and the Requirements Management System (RMS) Equipment Item Process (EIP)/D200C support this function. This manual provides basic guidelines for computing requirements for equipment items.

1.2.1. Equipment items are separate, primary, end items (other than the weapon system itself) needed by an individual or organization to perform an assigned mission. Equipment items have been known by many terms (end items, replacement items, automatic test equipment, etc.) and are items that normally do not lose their identity when in use. They are easily identified by their Expendability, Recoverability, Reparability, Category (ERRC) codes of NF\* and ND\*.

1.2.1.1. NF\* (ERRC “U”) = non-expendable, repairable (field level), recoverable (repair and reuse).

1.2.1.2. ND\* (ERRC “S”) = non-expendable, repairable (depot level), recoverable. **Note:** The asterisk denotes the third position of the ERRC designator that is known as the Equipment Management Code (EMC). The EMC designates the level of accountability. Refer to AFMAN23-110, Volume (V)2, Part (P)2, C3, Attachment 3A-5 (at <http://www.e-publishing.af.mil/shared/media/epubs/PUBS/AF/23/23011002/020203/020203.pdf>) for additional explanation.

1.2.2. Other items reported as in-use substitutes for any of these items will be included in the computation only to the extent of their reported use. All centrally acquired ND\* and NF\* items, common and peculiar, standard and developmental except Federal Supply Class (FSC) 8115 and 8145, with a Materiel Management Aggregation Code (MMAC) of AN, AP, AS, CN, PQ, or TE (engine containers); FSC 3510 (laundry and dry cleaning equipment); and PU, XV, XW, XX, XY and XZ must be included in the requirements computation system.

1.2.3. This manual only addresses equipment item requirements that are assigned an ERRC “S” or “U” and a Procurement Source Code (PSC) 5.

**1.3. Authority.** The 405th Supply Chain Management Squadron's Materiel Support Flight (SCMS/GULA) acts as the Support Equipment (SE) functional Office of Primary Responsibility (OPR) for equipment requirements and procedures. The 405 SCMS/GULA is comprised of Requirements Control Officers (RCOs), Equipment OPRs and AFMC Equipment OPRs. Henceforth, any reference to 405 SCMS/GULA will encompass one or more of these functions.

#### **1.4. Type of Items.**

1.4.1. Investment Centrally Procured Equipment is defined as a unit/system cost of \$250K and above, or is considered exempt from being managed under the Support Equipment (SE) Transformation Initiative. Cost is only one criterion of exemption. Other criteria include Automatic Test System (ATS), missile (Budget Program [BP] 22) SE, weapon (BP35) SE items, vehicles (BP 82), and SE items peculiar to the Program Executive Office (PEO) programs, as well as a specific list of items from the Office of the Secretary of Defense (OSD). Items that meet one or more of these criteria are exempt regardless of cost. The list of excluded NSNs is posted to the Centrally Managed Support Equipment Requirements Policies and Procedures Community of Practice (CoP) located at <https://afkm.wpafb.af.mil/community/views/home.aspx?Filter=OO-RQ-MC-16>. The following central procurement appropriations will be used to procure investment SE (for the specific criteria see AFI 65-601, Vol 1, *Budget Guidance and Procedures* (at <http://www.e-publishing.af.mil/shared/media/epubs/AFI65-601V1.pdf>):

1.4.1.1. 3010: Aircraft Procurement;

1.4.1.2. 3011: Procurement of Ammunitions;

1.4.1.3. 3020: Missile Procurement;

1.4.1.4. 3080: Other Procurement; and

1.4.1.5. 3600: Research, Development, Test and Evaluation (RDT&E).

1.4.2. Operations and Maintenance (O&M) Centrally Procured Equipment is any SE item not exempted by the above mentioned criteria, having a unit/system cost of under \$250K. Equipment in this category is managed under the SE transformation initiative. Only 3400, O&M, Element of Expense Investment Code (EEIC) 638, funds will be used to procure O&M centrally procured SE.

**1.5. Equipment Control.** The Air Force (AF) Equipment Management process is supported by three major equipment systems that perform the majority of the functions or provide the majority of the data required for equipment requirements. They are the AFEMS/C001, CERC/D039, and the Requirements Management System (RMS) Equipment Item Process (EIP)/D200C.

1.5.1. AFEMS provides audit trail accounting for all equipment assets in the AF and feeds the authorization/asset data to D039. In addition, it hosts the Equipment Requirements System (ERS), which consolidates requirement and asset data from AFEMS, the computed net requirement from D200C, and backorder data from D035 to develop an Enterprise, prioritized list of "holes." The Major Commands (MAJCOM) will convey "urgency of need" to the IMS and the IMS will convey support plans and problems to the MAJCOM.

1.5.2. The D039 uses programmed logic to compute requirements and passes the computed requirement as mechanical language to D200C.

1.5.3. The D200C, not to be confused as the computation system, converts the requirement to a readable format and provides capability for on-line review and file maintenance.

## **1.6. Computation Purpose.**

**1.6.1. Economic Consideration.** Consistent with AF policy, the requirements system is designed to ensure the best materiel support readiness and operational capability at minimum expense. This is done by combining minimum essential authorization data with maximum useable asset data to determine a realistic net item requirement. Although all of the techniques used in the requirements system are discussed in this instruction, some of the more prominent economic considerations are:

1.6.1.1. Use of precisely screened, edited, and updated minimum essential authorization data reported by AFBs and MAJCOMs through AFEMS.

1.6.1.2. Economic application, alignment, and allocation of useable assets which takes into consideration the item preferred, cost, location, need date, priority of user, and condition of asset.

1.6.1.3. Incorporation of multiple or integrated management concepts to simultaneously develop acquisition plans, budget estimates, interservice utilization and disposition data, requirements inventory analysis reports, candidates for contract termination, retention levels, disposal quantities, and master repair schedule data.

1.6.2. Management and Support Decisions. The computation is only one of the segments associated in the equipment management process. The computation is generally the basis for decisions and actions used by most ALC IMSs when they are determining item net requirements, procurement plans and budget estimates. Also, the computation provides data for management decisions pertaining to: contract termination; disposal quantities; inventory analysis report; support capability studies; end item phased population program; and item management controls, reports, and stock distribution. The IMS uses all aspects of data reflected in the computation to determine item management control actions and determine the degree of support for current, new, or future requirements.

**1.7. Computation Cycles.** The equipment item requirements computation is accomplished four times each Fiscal Year (FY) with the “as of” dates 31 Dec, 31 Mar, 30 Jun, and 30 Sep. The computations that are run in the March and September cycles are referred to as semiannual computations. The other two cycles (Jun and Dec) are normally called quarterly cycles. File maintenance capability varies depending on cycle and timing. See [Table 13.5](#) for the applicable computation cycle code.

**1.8. Product Retention.** The IMS must retain the Mar and Sep computations, related products, and supporting documentation for the current cycle plus four cycles of Mar and Sep (two-year period). The Jun and Dec computational products must be retained until the next Mar/Sep computation is received. Item Managers are not required to retain paper products of items that required no corrections and/or documentation. Products applicable to these items are available via on-line display. This does not alleviate the need to retain all documentation to support computed requirements or to provide products when requested. The ultimate goal is to minimize the retention of paper products. Comprehensive documentation of file maintenance via the D200C notepad will assist in achieving this goal.

Example is:

1.8.1. Current Mar Cycle: Mar 10 Initial/update.

1.8.2. Current Sep Cycle: Sep 09 update.

1.8.3. Four Cycles: Mar 09 update; Sep 08 update; Mar 08 update; and Sep 07 update.

**1.9. Requirements Management.** The requirements computation, while important, is only one of the tools for effective equipment management. The requirements computation system will provide the basis for making many decisions on the total scope of item management efforts. Keep requirements computation in the proper perspective; make a distinction between a factual statement of requirements and the ability to fund these requirements from available resources. Do not adjust the requirements computation to arrive at a preconceived figure which cannot be substantiated by the most severe application of authorization, program, and asset data.

1.9.1. There are times when changes to a United States Air Force (USAF) Program Directive (PD) occur too late for standard reporting through AFEMS. These changes must be supplied to the appropriate ALC IMS directly from the MAJCOM or LM. As a result, the IMS will make mechanical changes to requirement plans and equipment item budgets to support the off-line requirements. The D039 will apply assets to all initial requirements before allocating assets to satisfy replacement requirements. However, as the enterprise-level IMS, it may be necessary to satisfy a replacement requirement before all of the initial requirements are satisfied. All pertinent information (i.e., need date, urgency of need, fill rate, etc.) will be considered when making enterprise-level management decisions.

1.9.2. The equipment IMS will buy the most economical quantity of SE within the computed/authorized requirement that can reasonably be procured to support worldwide (WW) support equipment needs. The IMS will work closely with the appropriate contracting personnel to acquire price comparison/evaluation data to support all economical buy considerations.

1.9.3. SE/Equipment Procurement Planning Criteria.

1.9.3.1. Review the buy year, budget year, and out-years requirements to be supported.

1.9.3.2. Consider the firmness of all your requirements by assessing the risk of rapidly changing technology, weapon system reprogramming efforts, unprogrammed requirements, and the current priority for all outstanding equipment requirements.

1.9.4. Replacement program quantities will be bought out as soon as possible, considering total equipment requirement priorities.

1.9.5. The justification and logic to support economic equipment buys and the economic buy quantity will be input on the Notepad in D200C.

1.9.6. Certain types of equipment cannot be procured in economic quantities because of special considerations such as: budget program funding and quantity constraints; unique warehousing; contractor production limitations; military construction projects scheduling; excessive handling and second destination transportation cost, and others; therefore, equipment procurement planning will reflect the evaluation of all known impacts.

1.9.7. SE requirements are procured only against authorizations, but actual buy requirements may be smaller quantities. However, in those situations where economical SE buys can be

made, do so. The bottom line is support of mission essential requirements while also economizing on equipment procurements whenever it is reasonable and does not negatively impact the AF enterprise level.

**1.10. D200C File Maintenance.** The objective of the D200C is to provide quality products that will integrate the processing of all centrally procured equipment item data. The equipment subsystem provides the capability to perform on-line file maintenance of Item Manager Control Data (IMCD), Interchangeability and Substitutability (I&S) Restructuring, Reported Assets and Requirements (RAR), and Weapon System (WS) data, along with notepad capability to annotate file maintenance actions and document critical management information. **Attachment 4** of this guide provides a detailed file maintenance checklist that will walk an IMS through each area of the computation that will be reviewed. **Note:** It is strongly recommended to utilize the file maintenance checklist as it equates to more comprehensive and complete file maintenance. **Attachment 5** provides the required signature levels.

**Figure 1.1. HEADER INFORMATION.** (Screen print of a D200C computation product to show the common elements of the computation header.)

The screenshot shows a terminal window titled "New Term Office - [R062WFP]". The main display area contains the following text:

```

IMCD ITEM MANAGER CONTROL DATA
SECTION A
BY SUBGROUP MASTER
FY 03/04-07
BUD CD CTL 8439900000
AD200.C111087P
CUR: 25 SEP 02 1250
UPDATED: 19 SEP 02 0828
AS OF: 30 JUN 02
TM NM ENGRAVING MACHINE,P

```

Below this, there are several rows of data fields, some of which are highlighted with blue boxes and numbered callouts:

- Callout 1:** Points to a box containing "SGM 3417 01 140 2096" and "I&S 3417 01 140 2096".
- Callout 2:** Points to a box containing "WR ALC" and "DIV U IMS 3E".
- Callout 3:** Points to a box containing "ACT C" and "AAC J".
- Callout 4:** Points to a box containing "MIL SPEC NO CENCE1".
- Callout 5:** Points to a box containing "FY 03/04-07" and "BUD CD CTL 8439900000".
- Callout 6:** Points to a box containing "TM NM ENGRAVING MACHINE,P".
- Callout 7:** Points to a box containing "AD200.C111087P", "CUR: 25 SEP 02 1250", "UPDATED: 19 SEP 02 0828", and "AS OF: 30 JUN 02".

At the bottom of the screen, there is a status bar with the text "CMD: F1=HELP F10=DONE MSG:" and a page number "24,7".



**Table 1.1. HEADER INFORMATION**

<u>Note</u>	<u>Field Name</u>	<u>Field Description</u>	F/M
1	SGM	Subgroup Master (SGM) National Stock Number (NSN)	Add only
	I&S	I&S Master NSN	Add only
2	ALC	ALC; Valid values are OC, OO, SC, SJ & WR.	Add only
3	DIV & IMS	Manager Designator Code (MDC)	Add only
4	BUD CD CTL	BPAC plus Materiel Program Code (MPC)	Add/Change
5	FY	FY of the Buy/Budget years and the comp cycle	
6	ITM NM	Nomenclature	Add/Change
7	CUR	Current date & time	
	UPDATED	Date & time of last update action on this NSN	
	AS OF	Cutoff date for the displayed data	

**Note 1:** Adding an NSN and all its data can only be accomplished during the I&S Restructure file maintenance window at the beginning of each cycle. It is also accomplished in the IMCD file maintenance screens.

**Note 2:** During the RAR and WS file maintenance windows, the bulk of the file maintenance actions are accomplished. The IMCD file maintenance screens are also available during both of these windows; however, NSNs cannot be added.

**1.11. Index of Actions.** The Index of Actions (IA) is a product which summarizes the results of an equipment item computation cycle. Its purpose is to furnish the item manager with a road map as to the sequence in which their computations will be reviewed. The IA can be obtained in a variety of ways: push product, display, or report. There are four basic IAs that can be obtained from RMS: Basic, Descending Dollar sequence, SGM with I&S sequence and SGM sequence. The indexes may be obtained from RMS anytime after the data is loaded. The IA contains NSNs which have computed termination, buy, budget, budget+1, excess and/or retention quantities. The basic hardcopy IA is automatically generated each cycle after the D039 computed requirements are loaded in D200C.

**1.12. Recommended Work Sequence for Scrubbing Computations.** All D039/D200C computations and ERS will be reviewed for any necessary file maintenance actions; however, due to time constraints, the IMS will use the IA, in conjunction with their Asset Distribution List (ADL) or Stock Control and Distribution (SC&D)/D035 Backorder List, to determine a manageable scope of items to be scrubbed and file maintained as applicable.



1.12.1. It is recommended that items be scrubbed based on the following categories and in the sequence identified:

1.12.1.1. Work the SGMs with “Terminations” beginning with the item with the most backorders and the highest termination dollar value.

1.12.1.2. Work the SGMs with “Buys” beginning with the item with the most “critical/important” backorders and the highest Buy dollar value.

1.12.1.3. Work the SGMs with “Budget” only requirements beginning with the most “critical/important” backorders and the highest Budget dollar value.

1.12.1.4. Work the SGMs with “Budget +1” only requirement beginning with the most “critical/important” backorders and the highest Budget+1 dollar value.

1.12.1.5. Work the SGMs with “Excess” requirements beginning with the item with the most backorders and the highest Excess dollar value.

1.12.1.6. Work the SGMs with “Retention” requirements beginning with the item with the most backorders and the highest Retention dollar value.

**Note:** Don’t forget to review the SGMs in “Optimum” position that have backorders. Based on the item’s total dollar value on backorder, work these in conjunction with the items computing buys. Applicable signature levels can be found in [Attachment 5](#) of this manual.

1.12.2. A first glance at the IA can often show where major problems exist, such as an erroneous budget control code, unusually high/low quantities, or unusually high/low dollars by individual item. As you work the items, annotate the IA with the correct quantities and any information which briefly explains what is happening.

1.12.3. Periodically, the 405 SCMS/GULA will run a File Maintenance Quality Checker:

1.12.3.1. The first tab will consist of NSNs with a Buy, Budget, Term or Excess in the current comp cycle with possible erroneous data. The remarks block will summarize the potential error.

1.12.3.2. The second tab will provide all details of the NSN (Last Modified, O&M Exclusion, Budget Code (BC), Budget Program Activity Code (BPAC), Materiel Program Code (MPC), Non-Procurement Status, Acquisition Advice Code (AAC), Replacement Criteria Code (RCC), Replacement Factor (RF), Administrative Lead Time (ALT), Production Lead Time (PLT), D200C Standard (Std) Price, D200C Date of Last Procurement (DOLP), ERS DOLP, ERS Std Price, Security Code, Total Acquired, Funded on Order, Unit Cost and quantity (QTY) for Buy-Bud Years, etc.)

1.12.3.3. The third tab will explain each error remark and provide possible course of action needed to correct the erroneous data.

1.12.4. Once the June/December file maintenance cycle is loaded, the March/September cycle(s) will become the alternate cycles in the file maintenance region. Therefore, there will be plenty of time to continue the review and file maintenance of the items in excess and retention. High dollar excess and retention affect the amount of funding received for new procurements, so it is important to review and dispose of all unnecessary inventories.

**1.13. Equipment Requirements System (ERS).** ERS is a web-based system that is hosted on AFEMS. It is utilized for non-vehicular item procurement information updates, automated equipment requirements prioritization and requirements planning. It is the tool used for collaboration with the MAJCOMs and the linchpin in the success of the SE Transformation Initiative. File maintenance capability of this information is available at all times within ERS. Therefore, anytime new procurement information is received relating to a NSN's Unit Cost, Source of Unit Cost and the DOLP, it will be entered into ERS. This process allows for a degree of workload alleviation, in that the IMS is no longer constrained to file maintaining multiple inputs of this nature during a constricted file maintenance window. Periodically, the price information from ERS is pushed to D200C for a mass update.

**1.14. Responsibilities:**

1.14.1. HQ AFMC/A4RM is responsible for developing and instituting policy guidance for computing equipment item requirements.

1.14.2. The 405th Supply Chain Management Squadron (SCMS) will:

1.14.2.1. Coordinate and adhere to policy guidance for determining requirements.

1.14.2.2. Initiate management improvements. Ask for revisions to AFEMS/ERS/C001, D039, and D200C systems, as required, to do these improvements. Input all C4 Systems Requirements Documents (CSRDs) to resolve system problems.

1.14.2.3. Control submission of acquisition plans, budget estimates, and management products.

1.14.2.4. Help in resolving any system or individual item problems which cannot be solved at the ALC level.

1.14.2.5. Provide input to training personnel for the indoctrination and training of D039/D200C personnel on data input to D200C (tables, indexes, etc.) and use of output products. Provide periodic workshops if necessary.

1.14.2.6. Maintain AFMCMAN 23-4 and forward publication change requests to HQ AFMC/A4RM.

1.14.2.7. Furnish D200C input and output schedules to the ALCs.

1.14.2.8. Determine and develop format of input data and output.

1.14.2.9. Verify and update tables, codes, factors, formats, etc. for D200C/ERS.

1.14.2.10. Push ERS Price Update reports to D200C at minimum once a cycle at the end to provide updated price information prior to the start of the next computation cycle. However, during the March and September Update cycles, while IMSs are scrubbing the computations in preparation for the Buy Spend Plan, Budget Submissions, and DD1000 Requirements and Inventory Analysis Report (RIAR), it is strongly suggested the prices are pushed twice a month.

1.14.2.11. Push the ERS Unfunded Quantity Report from ERS to D200C after the Buy List is finalized.

1.14.2.12. Periodically pull data from D200C, ERS, and D035, compile and analyze it, and create and publish a report, identifying conflicting data elements.

1.14.2.13. Ensure changes to D039 and D200C policy are coordinated with System Programmers and the ALCs.

1.14.3. D039/D200C Programmers will:

1.14.3.1. Develop and implement system specifications, user's manual and corresponding documentation.

1.14.3.2. Perform detail planning, system design, and machine programming to do phased mechanical computations.

1.14.3.3. Provide system surveillance and conduct training for operations.

1.14.3.4. Verify and update system files.

1.14.4. D039/D200C ALC Requirements OPR will:

1.14.4.1. Review procedural instructions received from the 405 SCMS/GULA, ensure understanding, prepare necessary supplemental guidance, and disseminate to the ALC RCO.

1.14.4.2. Ensure guidance is implemented and will work with the 405 SCMS/GULA to obtain clarifying information.

1.14.4.3. Perform Quarterly Random Quality Comp Reviews to ensure workforce understands and is complying with the procedural guidance.

1.14.4.4. Provide input to training personnel for the indoctrination and training of ALC D039/D200C personnel on data input to D200C (tables, indexes, etc.) and use of output products. Provide periodic workshops if necessary.

1.14.4.5. Provide all related information required by the 405 SCMS/GULA (e.g., termination report, DD1000 information, etc.).

1.14.4.6. Report any mechanized system problems to the 405 SCMS/GULA.

1.14.4.7. Notify Product Groups of the file maintenance dates for computing equipment repair requirements. WR-ALC OPRs will use the Equipment Repair Requirement (ERR) schedule.

1.14.4.8. Provide ERR guidance (WR-ALC OPR only).

1.14.4.9. Provide ERR NSNs to the ERR developer to load the database (WR-ALC OPR only).

1.14.4.10. Create the Program Control Number (PCN), Source of Repair (SOR), shop flow days, the unit repair cost spreadsheet and forward to the Production Management Officers (PMOs) for updates. This will be accomplished immediately upon development of the ERR database. OPR will pass completed spreadsheet to ERR programmer for automatic inclusion to ERR database (WR-ALC OPR only).

1.14.4.11. Assist the IMS in adding missing NSNs to the ERR database (WR-ALC OPR only).

1.14.4.12. Send an E-mail reminder to PMOs for forwarding to PMS sellers (on or about 1 Nov) reminding them to complete a Contractor Asset Visibility Report (AFMC Form 197), and to provide it to the IMS no later than (NLT) 1 Dec each calendar year (CY).

1.14.4.13. Coordinate the review of the final ERR data (or other repair requirement computation) to ensure consistency between the ERR database (or other repair requirement computation) and the budget submission.

1.14.4.14. Convert the ERR database spreadsheet (to be provided by ERR programmer) to MP&E format and forward it to the MP&E office (WR-ALC OPR only).

1.14.5. D039/D200C Requirements Control Officer (RCO) will:

1.14.5.1. Provide all related information required by ALC OPR (e.g., termination report, DD1000 information, etc.).

1.14.5.2. Report any mechanized system problems to the 405 SCMS/GULA.

1.14.5.3. Receive the guidelines and the file maintenance schedule for the September computation cycle and provide them to the IMS community.

1.14.5.4. Add NSNs to the ERR database upon notification from the IMS (WR-ALC RCOs only).

1.14.5.5. Ensure all appropriate documentation is attached to the worksheets.

1.14.6. Logistics Manager (LM) will:

1.14.6.1. Schedule and hold Contract Buy Team (CBT) meetings for the annual buy list review and maintain the CBT's minutes.

1.14.6.2. Ensure there is a repair program in place for required NSNs.

1.14.6.3. Ensure that a retention program is in place for required NSNs and that the retention program meets the criteria for commodity items.

1.14.6.4. Coordinate and sign the Equipment Repair Worksheet.

1.14.6.5. Schedule and hold Contract Repair Team (CRT) meetings for required NSNs and maintain the CBT's minutes.

1.14.6.6. Ensure there is a Source of Repair Assignment Process (SORAP), if required.

1.14.6.7. Ensure a timeline has been created for when a SORAP will be established/completed.

1.14.6.8. Review and annotate necessary corrections to the ERR Worksheet (or other repair requirement computation), providing appropriate justification for any recommended changes from computed requirement.

1.14.6.9. Provide signature and documentation for any changes.

1.14.6.10. Serve as the Team Lead for the Repair Integrated Product Team (IPT) on items computing a repair variance of +/- 5 (qty) from the ERR Worksheet (or other repair requirement computation).

1.14.6.11. Conduct a formal IPT meeting with minutes for all repair requirements where the computed requirements have been altered from the original computed quantity, if the extended dollar value of the repair in any year exceeds \$1M.

1.14.6.12. Sign the ERR Worksheet (or other repair requirement computation) per changes from the Repair IPT meeting.

1.14.6.13. Be responsible for coordinating the final ERR data (or other repair requirement computation) with the PMS to ensure consistency between the ERR database (or other repair requirement computation) and the budget submission.

1.14.7. IMS will:

1.14.7.1. Aggregate, review, update, and approve all weapon system input data with regard to completeness and accuracy.

1.14.7.2. Ensure complete and accurate requirements and that asset data are in the requirements computations.

1.14.7.3. Ensure complete documentation of all file maintenance actions and provide copies of documentation for file maintenance actions when required.

1.14.7.4. Collect, analyze, maintain, process, assemble, and submit requirements and asset data.

1.14.7.5. Ensure complete and accurate procurement information is included in ERS.

1.14.7.6. Perform comprehensive file maintenance actions within the D200C during the Initial and Update comp cycles utilizing the file maintenance guidelines derived from this manual.

1.14.7.7. Review (and correct if necessary) repair requirements and any other information on the ERR Worksheet (or other repair requirement computation) prior to providing copy to the PMS buyer. The IMS must include all data on the Contractor Asset Visibility Report (AFMC Form 197) as provided by the PMS. All reviews and corrections will be completed by cut-off date (to be provided each year by the ALC OPR).

1.14.7.8. The IMS will consider any additional ERRC "S" items for inclusion into the repair budget. WR-ALC IMSs will notify the RCO to have them added to the ERR database. The IMS must input computation information for the newly listed NSNs as it will not overlay for manually added NSNs. **Note:** These NSNs will then follow the same instructions as pre-loaded NSNs.

1.14.7.9. Ensure that all quantities on the ERR Worksheet (or other repair requirement computation) are accurate and that all worksheets are completed by the cut-off date.

1.14.7.10. Provide the repair requirement computation to the LM for their review when the repair variance of +/-5 (qty). WR-ALC IMS will notify the LM, via E-mail, of the need to review completed ERR Worksheets computing a repair variance of +/-5 (qty).

1.14.7.11. Serve on the Repair IPT for items computing a repair variance of +/-5 (qty) from ERR Worksheet (or other repair requirement computation) and will notify the LM of the need for formal IPTs with documented minutes for all repair requirements where the computed requirements have been altered from the original computed quantity if the extended dollar value of the repair in any year exceeds \$1M.

1.14.7.12. Obtain the necessary signatures to the ERR Worksheet (or other repair requirement computation).

1.14.7.13. Ensure all required documentation is attached to the ERR Worksheet (or other repair requirement computation).

1.14.7.14. Provide final computation copies with documentation for all signature levels; this will be done on an “as completed” basis to avoid bottlenecks close to the suspense date.

1.14.7.15. Provide a final (signed) copy of the ERR Worksheet (or other repair requirement computation) to the PMS buyer NLT 10 working days after the cut-off date. If changes are made afterwards, an amended copy of the ERR worksheet (repair requirement computation) must be provided to the PMS, ensuring signatures are in accordance with (IAW) amended copies.

1.14.7.16. Retain a copy of ERR Worksheet (or other repair requirement computation) with documentation in the item folder for two years.

1.14.7.17. The IMS will use the prioritized monthly repair backlog listing to provide an E-mail notification to the PMS buyer to initiate repair action.

1.14.8. Equipment Specialist (ES) will:

1.14.8.1. Provide the IMS replacement methodology, service life, usage, rates and factors data to ensure timely and accurate computation of equipment requirements.

1.14.8.2. Assist, review and collaborate with the IMS to determine replacement requirements and non-standard factors.

1.14.8.3. Provide the factor, condemnation, repair rate, and selection and criteria codes for file maintenance to the IM

1.14.8.4. Serve on the Repair IPT for items computing a repair variance of +/- 5 (qty) from the ERR Worksheet (or other repair requirement computation).

1.14.8.5. Sign the ERR Worksheet (or other repair requirement computation) per changes from the Repair IPT meeting.

1.14.9. Production Management Specialist (PMS) will:

1.14.9.1. **(As the seller)** complete the contractor asset information on the Contractor Asset Visibility Report (AFMC Form 197) NLT 30 Sep and distribute them to the applicable item managers in late November of each year. Supporting documentation must be attached.

1.14.9.2. **(As the buyer)** provide PCN, SOR, shop flow days, the unit repair cost (sales price), the quantities of past production, and the quantities that have been previously funded but not delivered for inclusion to the ERR Worksheet (or other repair requirement computation).

1.14.9.3. **(As the buyer or seller as appropriate)** review the repair quantities per line item, and adjust as necessary based on known or anticipated management production problems that will inhibit or prohibit induction/production of the planned workload. Adjustments made based on this knowledge must be coordinated with the IMS and documented on ERR Worksheet (or other repair requirement computation) specifying the reason for the adjustment.

- 1.14.9.4. **(As the buyer)** provide organic production schedule change information.
- 1.14.9.5. **(As the buyer or Seller as appropriate)** serve on the Repair IPT for items computing a repair variance of +/- 5 (qty) from the ERR Worksheet (or other repair requirement computation).
- 1.14.9.6. **[As the buyer(and seller if contract repair)]** serve on the formal IPT required for all repair requirements where the computed requirements have been altered from the original computed quantity if the extended dollar value of the repair in any year exceeds \$1M.
- 1.14.9.7. **(As the buyer or seller as appropriate)** sign the ERR Worksheet (or other repair requirement computation) per changes from Repair IPT meeting.
- 1.14.9.8. **(As the buyer)** receive the signed/final copy of the ERR Worksheet (or repair requirement computation) from the Item Manager.
- 1.14.9.9. **(As the buyer or seller as appropriate)** retain the signed working copy of the ERR Repair Worksheet (or repair requirement computation) for two years for audit purposes.
- 1.14.9.10. **(As the buyer)** update information in the Depot Purchased Equipment Maintenance (DPEM) database for each computed repair requirement. The PMS Buyer or Seller (as appropriate) is responsible for assignment of PCN, SOR, shop flow days, the unit repair cost, the quantities of past production, and the quantities that have been previously funded but not yet delivered.
- 1.14.9.11. **(As the buyer)** receive periodic E-mails from the IMS to initiate repair action and will either pass contractor repair request to the PMS seller or request organic repair capability decision from an organic repair facility.
- 1.14.9.12. **(As the buyer)** be responsible for coordinating final ERR (or other repair requirement computation) data with the IMS ensuring consistency between the ERR database (or other repair requirement computation) and the budget submission.
- 1.14.10. Production Management Officer (PMO) will:
  - 1.14.10.1. Notify the Repair IPT of ERR (or other repair requirement computation) file maintenance dates and provide guidance.
  - 1.14.10.2. Forward the Contractor Asset Visibility Report (AFMC Form 197) reminder (provided by the Equipment OPR) to the PMS sellers.
  - 1.14.10.3. Notify the IMS and PMS of file maintenance dates for the DPEM database.
  - 1.14.10.4. Consolidate the DPEM database and notify the DPEM office.
  - 1.14.10.5. Direct changes received from the budget to be documented and signed on the ERR Worksheets (or other repair requirement computation).
- 1.14.11. DPEM Office will:
  - 1.14.11.1. Notify the PMO of file maintenance dates for the DPEM database.
  - 1.14.11.2. Review the database and notify the PMO of necessary adjustments.
  - 1.14.11.3. Produce the budget pre-review brochure.

1.14.11.4. Host the budget review.

1.14.11.5. Produce the budget post-review brochure.

**1.15. IMS, LM and ES Relationship.** While AFMC functional requirements hold the IMS responsible for adequate and timely support of assigned items, the LM is assigned the same responsibility for individual weapon and support systems, and the ES is assigned the responsibility to ensure the replacement requirements and factors used in the computation process are accurate. The IMS is responsible for the aggregation, review, update, and approval of all weapon system input data with regard to completeness and accuracy. The ES is responsible for providing the IMS with the replacement methodology, usage, rates, and factors to be used in the computation of equipment requirements. Coordination between the IMS, LM and ES is essential to make sure current and future weapon and support systems are fully supported on a timely basis. This coordination prevents the duplication of requirements by LM, IMS, and ES, or by standard system input versus non-standard factors and IMS additive input.

**1.16. Management by Item and by Weapon/Support System.** To facilitate materiel management actions required by both the IMS and LM, requirements for equipment items are computed to a net by organization, by base, by MAJCOM, and by weapon and support system. Net requirements, so developed, are shown for each subgroup (computation group) within the Interchangeability and Substitutability Group (I&SG).

**1.17. Management Team Intervention.** The Management Team (LM, ES, IMS, PMS, and buyer) will not consider the mechanical determination of requirements as a perfect mathematical application and summation of data. Judgment, practical knowledge, and experience acquired by the team members, customer, and manufacturer must be considered in determining valid and justifiable requirements. The management team will use these considerations to analyze and refine quantities generated by system factors, programs, and data elements. The IMS must consider the impact adjustments would have on the requirements computation. All changes to reported data will be completely justified and documented in the Notepad with source documents placed in file to support these actions. These source documents must be retained for as long as the computation is retained.

**1.18. Requirements Data.** Basic data used in determining gross materiel requirements is:

1.18.1. Authorized Equipment Data. Equipment data is managed under AFMAN 23-110, V4, and input to the C001. All personnel considering changes to the reported authorization data must clearly understand the difference between maximum quantities allowed in the Allowance Standards (AS) and the minimum quantities established as authorizations from these ASs.

1.18.2. IMS and LM Additive Data. The IMS/LM will retain serviceable and supportable support equipment to fill anticipated unprogrammed requirements with documentation and justification. Rationale for retention of excess assets includes, holding assets for an expected requirement; holding assets to support reclamation program(s); offering assets to other services; or, offering assets to Foreign Military Sales (FMS) programs. If this rationale does not apply, the IMS will review the assets for potential disposal action.

1.18.3. Replacement Data. The IMS and ES are jointly responsible for replacement requirements; they will closely coordinate their activities in this area. In general, the ES will indicate the replacement criteria code to be used. The replacement criteria code indicates the



method/procedure that will be used to compute the replacement quantities. Some of the methods use replacement factors to mechanically calculate the replacement requirement for each program position across the Fiscal Year Defense Plan (FYDP). Zero factors will be entered for any item that is maintained on the component basis rather than being condemned and replaced in its entirety. Specific instructions on the entry and processing of replacement criteria codes, factors and other related data are in **Chapter 3** (reference **Table 13.18** for replacement criteria codes definitions).

1.18.3.1. Personnel involved in choosing/changing the method to be used to compute the replacement program must understand all assets are not incorporated in the replacement requirements calculations. The following will not be considered in replacement programs: excess assets; retention assets; funded/on order assets; assets applied or allocated to War Readiness Materiel (WRM) requirements; replacement requirements (including manually computed replacement programs); and requirements citing special Allowance Source Codes (ASCs) 000, 000A, 014, 044, 047, 048, 049, 050, 052, 053, 054, 055, 057, 064, 068, 076, 985, 986, and 987. Reference AFMAN 23-110, V2, P2, C22, Attachment 22L-1 (at <http://www.e-publishing.af.mil/shared/media/epubs/PUBS/AF/23/23011002/020222/020222.pdf>) for ASC descriptions.

1.18.3.2. There are six methods of computing replacement requirements:

1.18.3.2.1. The standard method computes replacement requirements by application of the replacement factor, adjusted by a time factor, against the anticipated in-use assets. When adequate condemnation and in-use history data are available, the factor will be machine generated.

1.18.3.2.2. When adequate condemnation and in-use history data are not available or the resulting factor is unrealistic, the IM and ES may decide to manually compute the factor. The logic used to compute the factor will be filed and reference to the documentation annotated on the Notepad.

1.18.3.2.3. The Projected Usage and Life Expectancy (PULE) procedure forecasts future condemnation quantities.

1.18.3.2.3.1. It is based on the known age of the assets, the projected life expectancy, and the probability of condemnation. When these data elements and the appropriate replacement criteria code are entered, D039 will mechanically compute replacement requirements. This process is most effective when condemnation history is limited and assets have been in the AF inventory less than 10 years (See **Chapter 2**).

1.18.3.2.3.2. The IMS, having the condemnation history, asset history, acquisition history, and other data readily available, will input any available data needed to compute the replacement factor, subject to review by the ES. The ES will develop and submit to the IMS the replacement factor data, including usage, life maximum, and life expectancy for use in PULE according to the prescribed AFMC 21-series maintenance manuals.

1.18.3.2.4. Replacements based on Technical Order (TO) guidance for service life and repair cost (e.g., TO 00-25-240, *Uniform Repair/Replacement Criteria for*

*Selected USAF Support Equipment*) will be computed off-line by manual procedures. This replacement quantity will be input to the D039 systems as Type Requirement Code (TRC) 11 additive. The IMS will annotate the Notepad to separately identify the replacement and unsuitable asset quantity. TRCs 10 through 15 and a time phasing date can be used to add replacement requirements into the RAR, Section 4, Additive Requirements Data, for items to be replaced due to age. If the item to be replaced is listed in the Aerospace Ground Equipment Master Plan as a replacement candidate, the IMS must use the standard model reflected in the plan as the replacing item. No substitution is allowed.

1.18.3.2.5. Optimum Reliability Through Effective Management (ORTEM) is a procedure applicable to a narrow range of test equipment, and is used to project ATS replacement quantities in advance of need.

1.18.3.2.6. Registered Equipment Management System (REMS) items compute replacements based on age and supply condition code (SCC). The replacement factor and replacement criteria code must always be blank.

1.18.4. Procurement Lead Time Data. The procurement lead time is used by the system to determine the asset quantity required at the time assets will be ready for delivery. Procurement lead time is a combination of the Administrative Lead Time (ALT) and the Production Lead Time (PLT) (see [Chapter 3](#)).

1.18.4.1. ALT for equipment items is normally understood to be the time from the procurement document initiation until contract award. However, ALT is really the time from the 4<sup>th</sup> quarter of the funding year until the anticipated contract award. If the contract is anticipated to be awarded during the funding year, the ALT will be zero. The only time ALT will be justified is when a contract will not be awarded by the end of the 4<sup>th</sup> quarter of the funding year. This justification must be documented in the Notepad and on the AFMC Form 318, *Item Contracting History Record*. Further, since executability requires items to be awarded in the first funding year, very few items will have ALT greater than zero.

1.18.4.2. PLT for equipment items will be number of months after contract award (or the 4<sup>th</sup> quarter of the funding year; whichever is later) until the delivery of the first production article.

**1.19. Asset History.** All acquired assets will be accounted for by the IMS until C001 has been fully developed and implemented, and has operated successfully long enough to establish a baseline. After acceptance of the asset baseline, asset history of acquired assets will be mechanically accomplished by the C001 system. For equipment items entering the AF inventory after the implementation of the system, a complete “cradle-to-grave” asset tracking of all acquired assets will be done. For those items in the AF inventory prior to the implementation of the C001 system, the baseline for asset history will be the total of the in-use, as reported by D200C, plus those losses recorded by D200C at its implementation. Losses occurring before the implementation of C001 will not be considered in any asset history procedures.

**1.20. Asset Data.** All assets considered unsuitable within the I&S system will be excluded from use to satisfy requirements within the D039 system. All suitable assets reported as unsatisfactory substitutes by the using activity (provided in-use asset NSN differs from authorized NSN) will be

excluded for that specific authorization and reapplied elsewhere in the computation of net requirements after the reporting period. No assets in lower capability computation groups within an I&SG will be used to satisfy an authorization within a higher capability computation group unless the user has in-use possession of the asset and reports it as a satisfactory substitute. The IM or LM will never reduce the quantity of in-use assets or change the item code through which the user expresses satisfaction with an item unless written concurrence from the user is on file.

1.20.1. Assets used in determining net materiel requirements are: equipment currently in-use by all activities; equipment in the base and depot warehouses; equipment due-in from contractor; and equipment on order or funded.

1.20.2. Assets will be separated into various ownership/purchased for/purpose codes to indicate availability of assets for specialized logistics needs or projects. Of these, the D039 system recognizes only 0A (AF) and 0D (Technical Order Compliance – TOC). For maximum system efficiency, assets will not be placed in specialized accounts unless a firm requirement exists or will exist in the future.

**1.21. Program Data.** Time-phased programming data used in developing requirements will be based on C001 forecasted data to compute requirements seven years into the future. (D200C shows requirements 12 years into the future; however, D039 computes only seven years worth of requirements. The last five years in D200C are straight-lined.)

**1.22. Support Levels.** Non-expendable items are acquired to meet only specific predetermined future requirements, to fill existing shortages, or to replace assets that have been condemned. The requirements computation is intended to take into account all of these conditions. Therefore, stock levels normally are not authorized IAW AFMAN 23-110, V3, P10, C1, para 1.5. (located at <http://www.e-publishing.af.mil/shared/media/epubs/PUBS/AF/23/23011003/031001/031001.pdf>), except for individual equipment as authorized by AFMAN 23-110, V1, P1, C12, para 12.72.7. (at <http://www.e-publishing.af.mil/shared/media/epubs/PUBS/AF/23/23011001/010112/010112.pdf>). It is recognized, however, that some circumstances require the inclusion of requirements that are identified outside of the normal data systems. In such cases, the IM is authorized to develop operating support levels, equipment rotation levels, or positive support levels to be entered into the D039 computation as additive requirements. Written justification to support this authorization will include the method used to calculate and/or determine the quantities. Documentation for equipment support levels will be maintained by the IMS for as long as the additive requirement remains in the D039 computation. The ALC D039/D200C OPR will review and approve all operating support levels. Levels will be approved on an item-by-item basis.

1.22.1. Operating Support Levels. An operating support level is a quantity above that computed by the D039 system to cover unique circumstances involving the acquisition, distribution, or maintenance of an item of support equipment and selected telecommunications and electronics equipment. Since operating support levels involves unique circumstances, no standard method for their computation can be applied. The IMS computes operating support levels with appropriate assistance from the ES, the production management specialist, or the System Manager (SM). Given the peculiarities of workload among ALCs, conditions that warrant operating support levels will be determined by ALC

management. Justification for operating support levels across a range of items will be forwarded to 405 SCMS/GULA for approval. An example of a range across a range of items would be several items within an FSC or that apply to a Mission Design Series (MDS). The following are intended to serve as examples of operating support levels and their method of computation. They are offered as guidelines and are not to be taken as a complete list of all permissible instances which may be covered by operating support levels.

1.22.1.1. Some cases may arise where factors outside of the D039 system make forecasting accurate requirements difficult or impossible. These cases, when they occur, usually involve base conversions, allowance standards, increases, or new activations to which the system did not have time to react. Under these circumstances, a level equal to the difference between the budget and the buy requirement may be developed. This would allow the IMS to buy the budget requirement. Use of this method would require detailed explanation by the SM why the D039 system was not able to forecast the requirement accurately.

1.22.1.2. A contractually repaired item that will not be inducted for repair during the current FY due to long ALT may also be assigned an operating support level computed according to the method suggested in [para 1.22.1.1](#). This would compensate for any potential lost support due to unserviceable assets awaiting a repair contract. However, repair and subsequent availability of those unserviceable assets may necessitate a reduction of the buy requirement in the subsequent FY.

1.22.1.3. Embedded pieces of equipment are not normally reported as in-use assets in the equipment in-use detail portion of the requirements computation (RAR, Section 1). Since these items are installed in another piece of equipment, they are authorized only as part of the Next Higher Assembly (NHA). However, the IMS may still receive valid requisitions for them. An operating support level may be established to support these requisitions; justification must include an explanation why the higher assembly cannot be provided, and why the embedded item cannot be managed as a recoverable component (ERRC “C” or “T”).

1.22.2. Equipment Rotation Levels. Field units are occasionally authorized items in small quantities that require periodic overhaul or calibration in shops. If the continual operation of these items is essential to the assigned mission, it may be necessary to set up a small quantity or reserve pool of these items at the prime ALC for rotation to field units while in-use items are being overhauled or calibrated. Non-expendable components are included.

1.22.2.1. Levels must be based on the time required to return, induct, repair or calibrate, and return an item to the user. Normally, actual experience will be used to develop these pipeline times-reparable in transit days, base processing days, supply-to-maintenance days (if applicable), and serviceable turn-in days (if applicable). For items that have been in the system for less than two years, the equipment specialist or production management specialist may recommend estimated times. In the absence of any of other data, standards that apply to similar equipment may be used. Quantities must also be limited to those extra requirements generated by the peculiar conditions (see [para 1.22.2.](#)) rather than for all AF activities using the item. Regional location of rotational quantities may be affected if the ALC and using command determine it more economical and responsive.

1.22.2.2. The following product sources may be used as a source for shop flow days for items being repaired. G019C.-FW10, contractor shop flow days by Manager Designator Code (MDC), for time required to repair items under contract; and, A-G019C.-C23-C2MJ1, Management of Items Subject To Repair (MISTR) in projected workload report, for time required to repair items in depot maintenance.

1.22.2.3. Justification is required and will be documented by the IMS indicating logic used in selecting computing methods used to determine quantities and dollar value of the levels. Rotation levels are not permitted for items that are authorized other types of levels.

1.22.3. Positive Support Levels. Under some circumstances, the IMS may establish a positive support level to assure continued support for certain low cost items with high rates of issues and condemnations. The primary criterion for selecting candidates for positive support levels is that emergency acquisition may be necessary in the next FY without them. Candidates must also meet all of the following conditions:

1.22.3.1. The unit cost must be less than \$1000; 405 SCMS/GULA approves candidates with higher unit costs;

1.22.3.2. Demands must exceed normal increases in authorizations;

1.22.3.3. Item must not be subject to other support levels (flight safety or equipment rotations);

1.22.3.4. Candidate items must have no authorizations for other support levels;

1.22.3.5. All support levels will be reviewed and approval annually by the ALC; and

1.22.3.6. The IMS will maintain complete justification for all positive support levels. This justification will include the budget program affected, the method used to calculate the quantities, and the dollar value of the level. The ALC OPR will maintain a list of items, by budget program that have been approved for positive support levels.

1.22.4. Stock/Operating Levels. Levels of selected equipment items may be established at base level with the approval of the Accountable Officer (AO) per AFMAN 23-110, V2, P2, C21, para 21.71.7. or C22, para 22.162(at <http://www.e-publishing.af.mil/shared/media/epubs/afman23-110.pdf>). These levels will be reflected in the Base and ALC Asset Record Type "A" (input to D039 via C001). Maximum operating levels will be accumulated by NSN by Department of Defense Activity Address Directory (DODAAD) and passed to the D039 system.

### **1.23. Backorders.**

1.23.1. Backorders are not generally authorized for inclusion in the requirements computation. However, all backorders whose document numbers start with FF (non-reporting activity) are mechanically input as additives. Any other backorder will be input as an additive only if the IMS can establish that the requirement is valid and has not been otherwise input into the computation. The IMS will review the AFEMS AIOR/AAVC screens to ensure AFEMS reflects a corresponding authorization record for the backorder. More detailed information regarding backorders, input as additive requirements, can be found in [Chapter 2](#).



1.23.2. IMS may use cancellation code “FN” on invalid backorders. This code informs the requester that the backorder does not match AFEMS reporting and appropriate action will be taken by their organizations prior to re-submittal. IMS may use “CA” cancellation if additional information is necessary as a means of explanation.

**1.24. Initial Requirements for Support Equipment.** As SE items are identified in the provisioning process, the IMS is responsible for reviewing and revising contractor recommendations according to AFMCI 23-101, *Air Force Provisioning Instruction*. For initial SE common to other USAF programs included in D039, the IMS will review the last D200C computation and latest authorization and asset information from C001 to determine availability of assets to support the new SE requirement. The approved Support Equipment Recommendation Data (SERD) is the authorizing document for Government Furnished Equipment (GFE)/ Contractor Furnished Equipment (CFE) SE requirements. The IMS will make sure these requirements and resulting assets are not duplicated but are included as additives in RAR, Section 4. The IMS will also make sure GFE/CFE items are offset with an on-hand or due-in asset. CFE due-in information will be input to C001 screens by the SM.

**1.25. Requirements Formula.** Although the internal processing of data required to develop equipment item requirements is quite complex, the basic elements can be reduced to the following oversimplified formula: equipment authorizations applied to projected organization programs; plus additives and replacement requirements; minus total assets (including on-order and funded); equal net shortage or excess (see [Chapter 6](#)).

**1.26. Materiel Repair.** AF policy is to “repair before buy.” The IMS will make sure all suitable reparable assets are scheduled for repair when the computation group has a net requirement at the buy or budget position, or has assets due-in from contracting. In such cases, the IMS must analyze the elements making up the requirement to determine the feasibility of amending the materiel repair schedule.

**1.27. Unit Price.** The unit price is mechanically input from the Master Item Identification Control System (D043) system. This price includes First Destination Transportation (FDT). The IMS will update the unit price through ERS file maintenance or D200C file maintenance when NSN is not in ERS. These file maintenance changes are effective until a later price is received (based on the cataloged date). For ERS NSNs, reference [para 1.13](#).

1.27.1. Contractor Quotes/Estimates. If a more current contractor quote or estimate is received, it will be file maintained into ERS or D200C, when NSN is not in ERS. Procurement date is updated to the latest date.

1.27.2. Secondary Inventory Control Activity (SICA) Unit Price Update. If the AF is the SICA for an item and the Primary Inventory Control Activity (PICA) has not updated the unit price, the IMS will file maintain the updated price into ERS (or D200C, when NSN is not in ERS) when source data is available.

1.27.3. Price Escalation. Price escalation can be selected on various reports. This escalates the price based on the procurement date and the inflation index. The inflation index is maintained by 405 SCMS/GULA based on data provided by SAF/FM.

**1.28. Termination.** Termination level will be the total gross requirement at the higher of the buy, budget, or budget+1 position. The quantity of assets to be considered for termination will be those on-order assets not needed to meet termination level requirements. Termination action

will only be considered where total assets exceed total requirements at the higher of the buy, budget or budget+1 position. When termination quantities are computed and validated, prompt action will be taken to effect termination of contracting and acquisition action (see [Chapter 8](#)).

**1.29. Retention.** Retention level will be the total gross requirement at the highest computed program position plus AF-directed and elected-to-hold quantities. The quantity of assets to be retained will be all assets, exclusive of those computed for termination, required to meet the retention level. For those items indicated as deferred disposal items on the IMCD, all assets will be kept as directed. The computed retention level will not be raised through additive requirements technique without complete justification. The IMS will not code an item “deferred disposal.” The IMS/SM/LM will decide if a need for a retention level exists for items identified in the following paragraphs.

1.29.1. The IMS/SM/LM will retain serviceable and supportable support equipment to fill anticipated unprogrammed requirements with documentation and justification. Rationale for retention of excess assets includes: holding assets for an expected requirement; holding assets to support reclamation program(s); offering assets to other services; or, offering assets to FMS programs. If this rationale does not apply, the IMS will review the assets for potential disposal action.

1.29.2. The organization requesting the retention of assets will provide a memorandum to the IMS which states the rationale and describes the following information:

1.29.2.1. NSNs and nouns for the items being retained;

1.29.2.2. Specific quantities by NSN;

1.29.2.3. Standard price and extended cost of items being retained;

1.29.2.4. Reason(s) for retention (e.g., project name);

1.29.2.5. Size of item in cubic feet and amount of space required to retain the full amount;

1.29.2.6. Length of time assets are to be retained; and

1.29.2.7. Cost of retention.

1.29.3. The IMS will prepare and submit the package for signature through their respective coordination cycles. They will retain the documentation and identified excess equipment assets up to a period of one year provided they have proper justification. If retention is required beyond that time period, the organization will provide follow-on justification prior to the expiration date. Signature level requirements can be found in [Attachment 5](#).

1.29.4. If the retention requirement exists for more than two years for the Security Assistance Programs (SAP), the SM or the Air Force Security Assistance Center (AFSAC) must provide an explanation of the problem contributing to the additional extension to the IMS for approval. **Note:** Existing SAP countries may continue for eight to 10 years after the item is no longer in the active AF inventory.

1.29.5. Peculiar support equipment will also be retained along with major end items when units are deactivated providing proper documentation is provided to the IMS.

1.29.6. Retention requirements exceeding the computed retention will be input and maintained by the IMS. To learn more about retention additives and SAP specific retention additives refer to **paragraph 2.11**. In addition, **Chapter 5** provides procedures for adding, changing, and deleting additive requirements.

**1.30. Disposal.** Quantity of assets to be considered for disposal action, according to AFMAN 23-110, V3, P1, C9 (at <http://www.e-publishing.af.mil/shared/media/epubs/PUBS/AF/23/23011003/030109/030109.pdf>), will be those assets exceeding the retention level exclusive of those assets subject to termination action. If disposal quantities are computed, prompt action will be taken through normal supply channels to dispose of assets.

**1.31. Training.** Training all ALC personnel who work with the equipment requirements systems are important contributors to the effective equipment management. A formal training program will be carried out locally by each ALC training organization for all personnel who assume positions in which the C001, D039, and D200C system products are a substantial portion of their workload. Refresher training will be given as the need occurs.

**1.32. Quality Control.** ALCs must set up internal operating procedures to make sure this regulation is effectively carried out.

**1.33. Cataloging and Item Identification.**

1.33.1. It is Department of Defense (DoD) and AF policy that all items of equipment will be identified by NSN as soon as requirements are known, and NSNs will be deleted promptly when identification of an item is no longer needed. However, NSNs that are identified as Nuclear Weapons-Related Materiel (NWRM) will remain as cataloged items even when there are no remaining items in the inventory to maintain visibility and provide control for assets that may be found later. Management teams are responsible for deciding if and at what time item is required, when it is no longer needed and indicating status to the cataloging organization for stock list or delete action. Prompt and aggressive actions will be taken in this area of materiel management.

1.33.2. NSNs are assigned in the AF cataloging system (D043A) for most equipment items during the provisioning process for new weapon systems, subsystems or as a result of modification programs. The number is then automatically established in D035A, and passed to C001, and D039/ D200C through system interfaces. Once the NSN is established in an AS, D043 assigns a freeze code, and users can start reporting authorizations and assets. The D200C system will indicate when requirements for a NSN are no longer reported and whether any assets exist.

1.33.3. When it is determined the NSN has become obsolete and requirements no longer exist, action must be taken to dispose of all assets, remove the NSN from all AS, and change AAC to "Y" (terminal).

1.33.3.1. A freeze code will prevent the IMS from deleting the NSN from D043 and the AAC "Y" will change to an AAC "X" if the NSN is listed in an AS, and/or an authorization or asset is being reported. If the freeze code prevents the NSN from being deleted from D043, the IMS must research AFEMS AAVC and TINC screens for reported authorization, asset, and allowance data to find the reason for the freeze code. Then the IMS can negotiate with appropriate base, system monitor, or allowance manager



to have the reporting corrected. After all authorization, asset, and AS records have been eliminated from C001, the system automatically creates a freeze code delete transaction for D043. This permits normal cataloging delete action to occur.

1.33.3.2. If the IMS finds, in the negotiation process, that a valid requirement continues to exist for the item, immediate action will be taken to reestablish the NSN as an active item in the cataloging system.

#### **1.34. Item Peculiarities.**

##### **1.34.1. Ground Communication-Electronic-Meteorological (CEM) Equipment.**

1.34.1.1. Developmental (peculiar) SE requirements for support of non-weapon system ground CEM equipment will be developed to the extent possible by the procedures in this instruction.

1.34.1.2. The above guidance and limitation will also be applied to the determination of additive requirements for standard (common) SE. However, the factor used will be expanded to two percent of end article cost for these items.

##### **1.34.2. Vehicular Equipment.**

1.34.2.1. Vehicle requirements will be determined basically in the same way as other equipment items except for the following considerations.

1.34.2.1.1. Vehicle assets will be input to the computation by the registration number of each individual vehicle.

1.34.2.1.2. Vehicle replacements will be determined by age and condition rather than replacement factor. Replacement for special purpose equipment which is mounted on vehicle chassis will be expressed in terms of appropriate vehicle chassis if the mounted equipment is serviceable and not expected to become obsolete during the expected service life of the replacement chassis.

1.34.2.2. Procedural vehicle peculiarities are in [Chapter 6](#), .

##### **1.34.3. Items for Training Purposes.**

1.34.3.1. The Air Education and Training Command (AETC) may require equipment items for training purposes. Initial contracting plans for items approved for service, but not previously acquired for other than service test, will include consideration of any requirement for training.

1.34.3.2. The IMS or ES, along with ALC/DPC, will negotiate with AETC for training requirements for all new and newly configured items. The training requirements will be included in the computation as additives ([Chapter 2](#)).

1.34.3.3. After acquisition is started, the IMS must advise AETC of final dollars and quantities placed on acquisition so the AETC can include these new item requirements on their next C001 update.

**1.35. Spares Factor.** The spares factor is used to budget dollars for spare parts -- do not confuse this with budgeting spare end items. The factor is expressed as a percentage of the unit cost of the end item. If the item will be acquired from competitive sources, or under military specifications, the spares factor will be used to budget spare parts. If, when the contract is

awarded, it is determined that the item will be identical or similar to an item already in the inventory, actual dollars budgeted for spare parts can be re-budgeted.

**1.36. Use of Replenishment Funds.** Replenishment funds are allowed for procurement when circumstances dictate. It is DoD policy to fill requirements from within, to include redistribution from other Services, before procuring additional equipment.

## Chapter 2

### SYSTEM TECHNIQUES AND FEATURES

**2.1. Overview.** The D039 processes secret and unclassified information. The unclassified computer processing provides end products via D200C. D039 completes the cycle by processing secret and remaining unclassified information accepting input from D200C, AFEMS, and outputting unclassified results to D200C, to RMS Applications and Indentures (API)/D200F (for the Secondary Item Requirements System [SIRS]/D200A items), and to the Automated Budget Compilation System (ABCS)/D075.

**2.2. RMS.** The objectives of D200C are to:

- 2.2.1. Provide quality products which will integrate the processing of all centrally-procured equipment item data;
- 2.2.2. Provide on-line access to equipment data by weapon system;
- 2.2.3. Enable the user to perform I&S restructuring;
- 2.2.4. Update repair and recoverable data;
- 2.2.5. Provide the capability to perform on-line file maintenance;
- 2.2.6. Produce output files which enables the EIP to interface with other systems;
- 2.2.7. Print hard copy reports as requested by the user; and
- 2.2.8. Provide the capability through DATA QUERY for users to structure/tailor their own on-screen displays and hard copy products by extracting data elements from the equipment database.

**2.3. File Maintenance.** D200C provides the capability to perform on-line file maintenance of IMCD, RAR, and WS data, along with notepad capability to annotate file maintenance actions. It also provides on-line file maintenance of requirements and assets, edit tables, Escalation Factor Tables (EFT), and I&S restructuring.

**2.4. On-line/Displays.** D200C provides on-line displays of IMCD, RAR, Item Management Statistics (IMS), Over-Age Additives (OAA), Weapon System Product (WSP), requirements and edit tables, EFT, Valid Changes/Notepad (VCNP), Net Requirements by Location (NRL), Projected Requirements and Assets (PRA), Item and Dollar Summary Stratification (IDSS), Index of Actions (IA), Materiel Procurement Program Control (MPPC), Inventory of Principal Items (IPI), and Inventory Variance Reports (IV, NSV, SNV).

**2.5. Hard Copy Reports.**

- 2.5.1. The following hard copy reports are generated via on-line request in Output Products (OP) and are produced in total or in sections: IMCD, RAR, Notepad, OAA, WSP, Repair Index of Actions (RIA), Asset Reconciliation (AR) Worksheet, Stock Number Variances (SNV), NSN Stock Record Account Number (SRAN) variances (NSV), Vehicle In-Use (VI) Inventory Data, Additive Requirements Summary (ARS), Valid Change Listing, NRL, PRA, IDSS, IA, MPPC, IPI, and Inventory Variance (IV) Report.

2.5.2. Push Products to the ALCs: Equipment Stock Number Change List (quarterly); Equipment OAA Requirements (1 March and 1 September); PRA (quarterly and semiannual update cycles); AR List (semiannual update data); AR Worksheets (quarterly and semiannual); Basic IA (quarterly and semiannually); and Equipment RIA (semiannually).

**2.5.3. Audit Reports (exception listings) and Control Reports to 405 SCMS/GULA:** Phased Assets by NSN; NRL; Net Requirements by WS; Projected Assets by Location; Projected Assets by WS; RIAR Data; Asset History Losses, Valid Organization File, Asset NSN Summary File; Asset Reduction Control File; and Authorization and Asset Master.

2.5.4. Interfaces. The EIP provides for the loading of data from other systems to be used in its equipment computations and produces associated load and error reports. Inputs include quarterly interfaces with the D039. The RMS Requirements Item Identification Data (RIID)/D200E system receives inputs from J018 and D043, and makes this data available for EIP processing. Output files are produced for interfacing systems: Air Force Accounting and Finance Center (AFAFC) for life expectancy, AFEMS (vehicles and NSN/lead time file), D067, Acquisition Interim Support, Purchase Request Process System (PRPS)/D203, and W001 [Equipment Stock Number Lead Time File for Security Assistance Management Information System (SAMIS)]. EIP provides for the creation of recoverable application program data and initial repair requirements data (RRD) to be used by other subsystems.

2.5.5. RMS equipment provides for the computation of replacement and repair rate factors, computation group reference numbers, item management asset data, weapon system reported position data, weapon system asset realignment, price escalation, RRD, recoverable application program data, and Mission Item Essentiality Codes (MIECs).

## **2.6. D039 Primary Functions.**

2.6.1. Accept Assets and Requirements. This classified function accepts input data including, but not limited to: base/ALC assets and Equipment Authorization Inventory Data (EAID) including vehicles from C001; Stock Number Cross Reference (SNCR) File; Requirements Tables (SRAN, MAJCOM and type); and additive file maintenance transactions from D200C which builds asset history and consolidates requirement and asset data.

2.6.2. Phased Requirements. Phased requirements originate in the classified portion of C001 via direct MAJCOM input to AFEMS. This phasing data is then passed to D039 which processes secret and unclassified data; assigns Computation Group Stock Numbers (CGSN); matches the Valid Organization File (C001) to assign area code, allocation priority, and if Program Action Code (PAC) = "R," assigns the original DODAAD, SRAN and MAJCOM for input to RMS. D039 also merges the detailed time-phased requirements (peacetime & WRM authorizations and in-use/in-place assets and forecast requirements), base and ALC warehouse and due-in assets and additive requirements to create a RAR master file (classified); creates an unclassified Valid Organization File for D200C; creates an unclassified file of phased requirements and assets for RAR from the classified RAR master; and, builds the phased requirements used to develop net requirements. See [Table 13.14](#) to review the PAC and its meaning.

2.6.3. Develop Net Requirements. This classified function determines total assets and requirements for application, allocation, high-cost alignment and realignment, allotment and alignment of bachelor items and I&SGs, and computation of replacement requirements.

2.6.4. Prepare Computation Master Files. This function prepares computation master files.

2.6.5. Produce RMS Interfaces. This function requires both secret and unclassified processing. It prepares and consolidates basic control data, creates and summarizes gains and losses, declassifies phased assets, assigns master I&S NSNs, creates weapon system net requirements, net requirements by location, weapon system aligned assets, projected assets by location and recoverable application program data for other RMS subsystems.

2.6.5.1. The RMS subsystems (D200F/A) use the D039 September update recoverable application program data in the RMS 31 December computation cycle. Similarly, it uses the D039 March update file in the 30 June cycle. D039 provides future program data for equipment items by actual NSN for seven FYs plus retention. This quarterly data is the lesser of requirements or assets (applied and allocated assets) by quarter for 24 quarters beyond D200A's initial cycle as of date, and for 26 quarters in D200A's mid cycle computation. The retention program is equal to the applied and allocated assets, for the SGM, at the end of the 7<sup>th</sup> year of the computation, times 36 (months). The D039 recoverable application program data output file contains the following elements: actual NSN; type program (3 = equipment months, or 9 = Automated Repair and Requirements System [ARRS]); service code (A = AF); program begin date (FY and quarter); 28 fields for quarterly phased program data; and retention period quantity (in the 29<sup>th</sup> quarter).

2.6.6. Produce D075 Interfaces. This unclassified function prepares tape output semiannually (from the March and September update computation cycles) to D075, which receives five-year projections of computed repair requirements for equipment items in-use and warehouse assets applied or allocated to AF requirements, excluding assets applied or allocated to WRM, or replacement requirements.

2.6.7. Produce Internal Statistics. This unclassified function maintains internal processing statistics for management information. The internal processing statistics include record counts, processing times, special program counts, print counts, file identifications and record layout identifications, record messages and descriptions.

## 2.7. Item Aggregation.

2.7.1. All items included in the equipment item requirements computation system are assembled by computation groups known as "subgroups" and "I&SGs". Items are grouped together in I&SGs because they have an interchangeable or substitutable relationship to each other from an engineering or technical viewpoint. Items which are interchangeable imply that any NSN in a subgroup can be used to satisfy the application. A substitute relationship exists when one NSN can be used in place of the other, but not vice versa. However, the I&S "master" is the most preferred because it can be used to satisfy all applications in the I&SG. **Note:** a "bachelor" NSN is not in an I&SG; however, it will be treated as if it were both a SGM and an I&S master NSN.

2.7.2. Order of Use (OOU) and Jump-to Code (JTC) are used to portray I&S relationships. OOU is a three position code; the first two positions (subgroup code) indicate whether items belong in the same subgroup; the third position denotes the sequence code (also known as

parts preference) which is used in conjunction with the OOU to depict the most preferred item. The sequence code can be alphabetic or numeric; where, “A” has a lower preference than “B” which is less preferred than “C”. Sequence code “4” denotes Time Compliance Technical Order (TCTO) modification in progress and “9” specifies safety-of-flight unsuitability, but might be usable in ground applications. When making decisions to group items together for other services, disagreements can arise upon I&S, therefore, the JTC is used to reflect an exception to the normal, progressive I&S relationship pertaining to a family group. A JTC identifies the next preferred item in the next acceptable subgroup, and must always skip at least one entire subgroup.

**Table 2.1. I&S Example**

<u>ACTUAL NSN</u>	<u>OOU</u>	<u>JTC</u>	<u>RANKING</u>
1	AAA		Least preferred
2	AAB		Subgroup “AA” Master
3	ABA	ACA	
4	ABB		
5	ABC		Subgroup “AB” Master
6	ACA		
7	ACB		Subgroup “AC” Master; I&S Master

2.7.3. See **Table 2.1. Note:** Actual NSNs contain from thirteen to fifteen alphanumeric positions, but for simplification, are listed in the example with one position. Actual NSN 1 is known as the least preferred item at the wholesale level/depot/ALC because it has the lowest ranking OOU (where, A<B <C). Actual NSN 2 is the SGM for the “AA” subgroup since its sequence code of B is preferred over that of actual NSN 1. Actual NSN 3 is the least preferred item in the “AB” subgroup, and actual NSN 6 is the lesser preferred item in the “AC” subgroup. Actual NSNs 5 and 7 are SGMs for the “AB” and “AC” subgroups, respectively. Finally, actual NSN 7 is also the I&S master NSN since it is able to fulfill all specifications for items in all subgroups. **Note:** The existence of the JTC of “AC” means the agency has deemed the “AB” subgroup as unsatisfactory in functionality and will not be considered as a substitute for any of the items in the I&SG for that agency.

2.7.4. Additional information can be found in AFMCI 20-101, *Elimination of Duplication in the Management and Logistics Support of Interchangeable and Substitutable Items* (at <http://www.e-publishing.af.mil/shared/media/epubs/AFMCI20-101.pdf>) and AFMAN 23-110, V1, P1, C7, “Interchangeability and Substitutability Data” (at <http://www.e-publishing.af.mil/shared/media/epubs/PUBS/AF/23/23011001/010107/010107.pdf>).

2.7.5. The grouping of equipment items is compatible with the I&S program (D043), except for NSNs which are manually added to the IMCD via RMS file maintenance, or groups the equipment requirements monitors restructure.

2.7.6. I&S Restructure. RMS provides the capability to restructure I&SG by changing either the OOU or JTC, or by splitting apart I&SGs. This I&S restructuring feature will be utilized only by those individuals with a thorough knowledge of I&S relationships and their impacts. Following the internal interface of D200C and D200E subsystems (this interface is also known as the D200E “snapshot”), but prior to D039 computation processing, I&SGs may be

restructured through RMS file maintenance to join I&S groups that have been split apart by cataloging, to relate items that need to be computed in the same I&S group, or to split apart I&SGs that will not be computed together. A split will make each SGM in the I&SG a master item. A change to OOU will alter sub-group preference while maintaining sub-group integrity. A user will join I&SGs only within his specific IMS group; however, a user will not add an NSN to an existing sub-group. Each group or NSN added will require a unique sub-group code. **Note:** Permanent changes to I&SGs must be made through the cataloging system. RMS file maintenance of I&S relationships will be recognized for one year, at which time the IMS must choose to retain the file maintained I&S relationship or allow system to default to the I&S relationship in D043. When a PICA catalogs an I&S relationship in the D043 system, it takes precedence and must be followed by the SICA.

**2.8. Sources of Input.** Source systems include C001 which provides reported authorizations and assets (both vehicle and non-vehicle), losses, dated forecast records, area code, allocation priority data, and mechanically built additive data. RMS D200E interfaces with D043, which provides cataloging data, and with J018, which provides acquisition and lead time information. All mechanized data entering the requirements computation will be edited for errors and corrected externally by the source system; however, internal edits are available along with limited provisions for internal corrections by exercising D200C file maintenance procedures.

**2.9. Requirements Projection.** C001 supplies a complete one-of-a-kind organization identification and has detail records stored in its data bank. Forecasting is accomplished when MAJCOM Command Equipment Management Offices (CEMO) input forecasting records directly to the classified segment of C001. The records contain information pertaining to weapon system(s), location(s), phasing date(s), and the requirements' quantities. Managers must be cautioned that this information is classified as secret when all parts are combined together. If this occurs, the data must be protected in the interest of national security and/or when that combination of data is not made available for public disclosure.

**2.10. Asset Application and Allocation.** All assets are first identified to I&SG parts preference, location, command ownership, and asset condition. Assets are then applied and allocated according to the customer's reported needs and controlled by need date, base, command, area, and priority.

2.10.1. Application and Reapplication.

2.10.1.1. Assets reported as in-use will remain with that organization as long as a requirement exists. When the cost of an out-of-computation group, substitute asset exceeds the cost differential (more than \$500 over the authorized CGSN), the asset will be subject to reallocation in its home computation group.

2.10.1.2. Assets reported as excess to one organization's requirements, as well as base warehouse serviceable assets, will be reapplied to another organization's requirements in the following order: same SRAN, same command and area, same area but different command, WW. Reapplied assets will remain with the organization to which they have been reapplied as long as a requirement exists with that organization. Excess reapplied assets will be subject to allocation procedures.

2.10.2. Alignment and Allocation.

2.10.2.1. Prior to allocation, all remaining assets will be aligned by computation group to return all high-cost items (those out-of-I&SG suitable substitutes costing more than \$500 above the cost of the items for which they are being used) to the home computation group for allocation. If no requirement exists in the home computation group, these high cost assets will be returned to the organization reporting them as suitable substitutes. Also, all assets excess to their own computation group will be filtered down to lower-order computation groups having a shortage.

2.10.2.2. Following the above alignment procedures, assets will be allocated to specific unfilled requirements (that is, shortages remaining after application and reapplication) on a quarter-by-quarter basis.

2.10.2.3. Although assets of higher-order computation groups will be allocated to requirements of lower order computation groups, the reverse will not be true. While it contributes to building shortages in high-order computation groups and excesses in low-order groups, it is completely responsive to customer needs and inventory upgrading. Before initiating new acquisition, requirements must be reviewed both by individual computation group and by total across all computation groups within I&SG. This type of manual review is necessary to ensure a proper balance between economic considerations and inventory upgrading. To support this review, output products are developed by individual computation groups but assembled by I&SG.

2.10.3. Vehicle Application and Allocation. See **Chapter 6**, Vehicle Peculiarities.

**2.11. Additives.** The purpose of additive requirements in the equipment item requirements computation is to provide for any type requirement that generates from a non-reporting source. Data for mechanically-built additives will be furnished to D039 from C001.

2.11.1. Valid requirements not mechanically included in the computation may be manually input as additives. Additives must be checked for currency, revalidation and non-publication during the March and September computation cycles, and it is recommended that they be reviewed quarterly to ensure they do not duplicate other requirements already in the computation.

2.11.1.1. The system, without IMS intervention, will retain IMS additives for a year. Mechanically created additives are only valid for the current cycle and are recreated each cycle as required. The OAA is pushed to the IMS, identifying additives (transaction dates greater than 365 days old) that will be purged on the next computation cycle. If the additive is to be retained more than a year, a change action must be accomplished by the IMS.

2.11.1.2. Due to the time difference between the computation cutoff date and the IMS review capability, IMSs often receive backorders that do not have requirements in the computed data. To ensure all possible requirements are included in the management decision processes; IMSs will review the backorder listing against RMS RAR screens and AFEMS Asset/In-Use Details or Asset/Validation screens (AIOR/AAVC/AAVW) screens for possible inclusion as additives. If the authorization is reflected in AFEMS but not in RAR and meets the following criteria, it may be included in RAR, Section 4 as an additive. Beware that additives input as a result of timing of the AFEMS interface have an extremely high risk of being duplicated in subsequent computation cycles.



2.11.1.2.1. Backorders citing “6G” advice codes are for replacement of an on-hand asset that has been turned in or condemned. A shortage will exist in the computation for these requirements. RAR Section 1 must be reviewed to make sure there is an authorization and in-use asset detail record corresponding to the backorder. Backorders using advice code “6G” may be added to RAR Section 4 using TRCs 10-15 if there is an authorization in RAR Section 1 which is not reflecting a shortage and the backorder was issued after (or within two weeks prior to) the cutoff date. These backorders will not be included if the forecasted replacement program is computing sufficient replacement requirements to cover these additional requirements.

2.11.1.2.2. Backorders citing “6R” and “6S” advice codes are for replacement of an on-hand asset that will not be turned in or condemned until the replacement is received. No shortage will exist in the computation for these requirements. RAR Section 1 must be reviewed to make sure there is an authorization and in-use asset detail record corresponding to the backorder. Advice code “6R” and “6S” backorders may be added to Section 4 of the RAR using TRCs 10-15 if the above conditions exist and the forecasted replacement requirement is not large enough to cover these backorders.

2.11.1.2.3. Backorders citing “6H” and “6J” advice codes are for new requirements. RAR Section 1 must be reviewed to make sure there is an authorization record corresponding to the backorder. If the authorization is not in RAR Section 1, the IMS will check AFEMS for the authorization. Backorders using advice codes “6H” or “6J” may be added to RAR Section 4 using TRC 81 if there is no authorization in RAR Sections 1 or 3, but there is an authorization in AFEMS and the backorder was issued after (or within two weeks prior to) the cutoff date.

2.11.1.2.4. Additives will not be input for allowances reported in AFEMS identified with the ASCs of 000, 000A, 044, 048, 050, 052, 987, or STBY. The D039 zeros out the authorization quantity. Refer to AFMAN 23-110, V2, P2, C22, Table 22L-1 (at <http://www.e-publishing.af.mil/shared/media/epubs/PUBS/AF/23/23011002/020222/020222.pdf>) or V4, P1, C4 (at <http://www.e-publishing.af.mil/shared/media/epubs/PUBS/AF/23/23011004/040104/040104.pdf>) for ASC short titles and paragraph references .

2.11.2. All manually entered requirements for each computation group must be documented with reasons on file/notepad for including these requirements in D200C. All backup data must clearly show rationale or justification used, and will be kept on file or notepad for review by audit agencies or higher management officials. This documentation shall be updated on an annual basis and kept as long as the additive requirement exists. File maintenance action will be taken to delete additive requirements as soon as the need for these additives has passed.

2.11.3. **Chapter 5** provides procedures for adding, changing, and deleting additive requirements.

2.11.4. Additives used in the system are categorized by TRC. The following additive specific information is available in RMS.

2.11.4.1. Type Requirements Table (TRT). The TRT is available on-line and is maintained by the 405 SCMS/GULA. The TRT lists TRCs 01-99, the default Additive Requirement Identification (ARID), Ownership Purpose and System Designator (OPSD) Indicator, Apply Additive Asset to Authorization Indicator, Compute Additive Replacement Requirement Indicator, and Account ID.

2.11.4.2. Additive requirements for all TRCs are summarized on the ARS and are listed on RAR Section 4. RAR Section 6 summarizes TRCs 10 through 15 and 40 through 99 by MAJCOM under the heading "ADDIT AUTH;" in-use additive quantities for TRCs 50 through 64 and 67 through 99 are summarized under the heading "ADDIT I/U;" War Readiness Materiel authorized ("WRM AUTH") and in-place (WRM I/P) columns include not only RAR Section 3 WRM data, but also WRM additives (TRCs 1 through 9). Additive requirements are also summarized on the additive requirements line of the following products: NRL (Sections 5 and 6), PRA, WSP (Sections 1 thru 4 and 6), and IDSS. Additives with a transaction date, which exceeds 365 days on the first day of April or October, appear on the OAA listing which is produced semiannually.

2.11.5. The following additives are recognized by the system and are listed by TRC. **Note:** TRCs 10-15, 40, 41, and 93-99 for weapon systems listed in the Initial Requirements/BP/MDS (IBM) table are considered replacement requirements. All additive requirements input to Section 4, RAR identified to TRCs 01-09, 16-39, 42-65 and 67-92 for which the additive MDS matches an MDS in the IBM table will be considered as initial requirements. TRCs 25-39 are retention type additives, which will not increase the gross requirement, but will show up on the last page of the PRA in Buy/Budget Requirements Summary Report.

2.11.5.1. TRCs 01 through 09, WRM Additives. WRM additives are manually-input WRM requirements, and are in addition to those reported through C001. Input appears on the WRM requirements line of the PRA.

2.11.5.2. TRCs 10 through 15, Replacement Requirement Additives. Replacement additive requirements may be manually input when computed replacement programs are uncharacteristically inadequate or the system is coded (with RCCs E and F) to exclude the mechanical computation of replacement requirements. When the replacement program has been computed manually (by using ORTEM [RCC E] or technical order guidance [RCC F] techniques), and added to RAR, Section 4, TRCs 10-15 must be coupled with dated forecast data. Input appears on the replacement requirements line of the PRA (see [para 2.11.5 Note](#)).

2.11.5.3. TRC 16, Non-reporting Backorders. Non-reporting backorders are mechanically input from the SC&D system into the C001. TRC 16 records will not be manually file maintained into RMS. Input appears on the additive requirements line of the PRA.

2.11.5.4. TRCs 17 through 19, Non-reporting Backorders. These non-reporting backorders are input via RMS file maintenance to cover special project/Air Force Supply Directive (AFSD) backorders that are not input mechanically. Coordination will be made with the project monitor to determine when the project will end or when a specific asset is no longer required. All USAF back orders (including TRC 16) which may have been

input as additives will be validated to ensure they are not duplicates of EAID reporting. Input appears on the additive requirements line of the PRA.

2.11.5.5. TRCs 20 through 24 are not currently being used.

2.11.5.6. TRCs 25 through 29, SAP and FMS Tentative or Retention Additive. (Only input TRC 25 at this time.) SAP/FMS tentative additive requirements have not been funded or interrogations have been made regarding the availability of reimbursable or non-reimbursable assets. SAP retention additives are manually input and apply when it is wise to retain a quantity of known or anticipated excesses. TRCs 25 through 29 appear on the directed/elected-to-hold-SAP line of the PRA's Buy/Budget Requirements Summary Report if the sum of TRCs 25 to 29 is less than the sum of non-aligned suitable assets minus the directed/elected-to-hold-AF requirement (at the position that shows the highest gross requirement between the buy or budget positions). Input appears as Dir/Elect/Hold –SAP on the PRA (not a part of gross requirements).

2.11.5.7. TRCs 30 through 39, Directed/Elected-to-Hold AF Requirements.

2.11.5.7.1. TRCs 30 to 32 are manually input to equal the quantity the ALC has been directed to hold by the SM or higher headquarters. Input appears as the Dir/Elect/Hold –AF on the PRA.

2.11.5.7.2. TRC 33 is mechanically derived based upon C001 input and applies to maximum operating levels and special ASCs 048, 064, 068, 076, and 985 reported by the base. Due to economic considerations, the 405 SCMS/GULA mass feeds additional retention requirements, during the I&S restructure file maintenance window, using TRC 33. This TRC must not be used by item managers to input retention requirements.

2.11.5.7.2.1. D039/D200C are designed to build offsetting additive records for ASCs 048, 064, 068, 076, and 985 when the RAR master Section 1 authorized quantity is greater than zero. In this case, the RAR Section 4 additive will show a non-zero authorized quantity and an in-use quantity equal to zero; similarly, RAR Section 1 will contain an authorized quantity reduced to zero accompanied by a non-zero in-use quantity. Additives associated with maximum operating levels and ASCs 048, 064, 068, and 985 are identified by -PW, -48, -64, -68, -76, and 985, respectively, in the last three positions of the ARID.

2.11.5.7.2.2. Since 048 (EAID-retention item) and 064 (loan) are special ASCs, no repair or replacement requirements will be computed for these items. ASC 048 assets are available to the IMS for shipment when needed to fill a valid requirement, since the equipment items requirements computation system is designed to reapply ASC 048 assets to valid requirements or to retain them when the item would have otherwise been stratified as excess.

2.11.5.7.2.3. D039 is designed to retain all assets up to the maximum gross requirement through the computational cycle. However, in 2007, the AF contracted the Logistics Management Institute (LMI) to analyze that retention policy to determine whether the AF was retaining too many assets or too few assets. Their analysis compared the legacy design to alternative policies that retain assets above the maximum gross requirement. It was determined more cost

effective to increase the retention level -- the benefit from not repurchasing items not retained was greater than the storage cost and repair cost to hold assets pending a future need. The AF Retention policy was changed and implemented in the 30 Jun 2008 computation. During the I&S Restructure file maintenance window, 405 SCMS/GULA calculates, creates, and passes mass Retention additives to 754 ELSG. These additives, covering an additional 50 percent above the gross requirement, are input using TRC 33 and are combined with the retention quantity D039 is designed to retain.

2.11.5.7.3. TRC 34, Directed-to-Hold Unsuitable. Directed-to-hold unsuitable additives are manually or mechanically input. TRC 34 is to be used if the authorized NSN has a sequence code (also known as parts preference code) 4 or 9. If not, TRCs 30 to 32 will be used. They will equal the quantity of unsuitable assets that the ALC has been directed to hold in support of a limited amount of items peculiar to an antiquated or technologically obsolete weapon systems. TRC 34 may also be used to hold available assets for maximum operating levels when they are input mechanically through C001 with -PW in the last three positions of the ARID. Directed-to-hold unsuitable additives represent part of the quantity on the unsuitable directed/elected-to-hold line of the PRA's Buy/Budget Requirements Summary report (not part of the gross requirements).

2.11.5.7.4. TRCs 35 through 37, Elected-to-Hold Suitable. Elected-to-Hold additive requirements reflect the minimum number of assets held in anticipation of satisfying future needs/ requirements. Input appears as Dir/Elect/Hold -AF on the PRA (not a part of the gross requirements).

2.11.5.7.5. TRC 38 is not currently being used.

2.11.5.7.6. TRC 39. Elected-to-Hold Unsuitable.

2.11.5.7.7. Directed/Elected-to-Hold requirements are totaled in the directed/elected to hold lines of the PRA's Buy/Budget Requirements Summary report.

2.11.5.7.7.1. If the Disposal Deferred Code (DDC) (Section A, IMCD) is neither blank nor "N," the PRAs directed/elected-to-hold AF quantity is the sum of the non-aligned suitable warehouse and in-service quantities. Otherwise, the directed/elected-to-hold AF quantity is equal to the sum of TRCs 30 to 33, TRCs 35 to 37, and the computed elected-to-hold requirement. Derived by RMS, the computed elected-to-hold requirement equals the highest gross requirement minus the gross requirement at the higher of the buy or budget position.

2.11.5.7.7.2. If the IMCD, DDC is neither blank nor "N," the PRA's unsuitable directed/ elected-to-hold quantity is the sum of unsuitable warehouse and unsuitable in-service quantities. Otherwise, the unsuitable directed/elected-to-hold quantity is the lesser of the sum of the unsuitable warehouse and in-service quantities, or the sum of TRC 34 and TRC 39 quantities.

#### Notes:

1. TRC 34 is to be used if the authorized NSN has a sequence code (also known as parts preference code) 4 or 9. If not, TRCs 30 to 32 will be used.
2. Derived by RMS, the computed elected-to-hold requirement equals the highest gross

requirement minus the gross requirement at the higher of the buy or budget position.

2.11.5.8. TRC 40, Equipment Rotation Levels. Equipment rotation levels are manually input when it is necessary to establish reserve items at the prime ALC for rotation to field units while in-use assets are being repaired or calibrated (computed as replacement requirements). Input will appear as Auth Supply Level on the PRA, and will show on the replacement line of the PRA. (Reference [para 1.22.2](#) and [para 2.11.5](#))

2.11.5.9. TRC 41, Positive Support Levels. Positive support levels are manually input to ensure continued supportability for certain low-cost, high rate-of-issue, high number of condemnation items. Input will appear as Auth Supply Level on the PRA, and will show on the replacement line of the PRA. (Reference [para 1.22.3](#) and [para 2.11.5](#))

2.11.5.10. TRCs 42 through 49 are not currently being used.

2.11.5.11. TRCs 50 through 58, Communications-Computer Systems (C-CS) Additives. TRCs 50-58 are manually-input additive requirements for C-CS requirements not reported through AFEMS. Input appears on the additive line of the PRA.

2.11.5.12. TRC 59 is not currently being used.

2.11.5.13. TRCs 60 through 64. Contractor additive requirements are identified for contractor providing services to the AF, but equipment has not been included in AO/CEMO reporting. Input appears on the additive line of the PRA.

2.11.5.14. TRC 65, Contractor Back Orders. The IMS cannot input TRC 65 records; contractor backorders are mechanically input by the SC&D system (D035A/D034A) via C001 for all requisition document numbers which begin with the letter "E" (contractor). MAJCOM is listed as "1M," AFMC, and MDS is listed as "CONTRAC" for TRC 65. Input appears on the additive line of the PRA.

2.11.5.15. TRC 66 is not currently being used.

2.11.5.16. TRCs 67 through 68, Other Contractor Additives. These TRCs apply to contractor requirements not covered by codes 60 through 66 or 69. Input appears on the additive line of the PRA.

2.11.5.17. TRC 69, Bailment/Loan Additives. These additive requirements are created from records received, via C001, from J041 each computation cycle. TRC 69 is located on RAR, Section 4 as a double-line entry; the second line contains contract number, return date (FY and quarter), and SRAN. The IMS must validate TRC 69 additive requirements for any item with a buy or budget requirement. The IMS cannot input TRC 69 records. Input appears on the additive line of the PRA.

2.11.5.18. TRCs 70 through 79, Training Additives. The AETC may require a limited number of new items acquired for other than service test. These initial training requirements will be determined according to [para 1.34.3](#) and included as additive requirements using TRCs 70-79. Input appears on the additive line of the PRA.

2.11.5.19. TRC 80, SM Additive. These additives are requested by the SM for file maintenance by the IMS when TRCs 01-79 do not apply. SM additives must be validated quarterly to ensure they do not duplicate other requirements which are reported through

AFEMS or other sources. Documentation used in the validation process will not be more than one year old. Input appears on the additive line of the PRA.

2.11.5.20. TRC 81, IMS Initial Additive. IMS initial additives are those initiated by the IMS for backordered requisitions with advice codes “6H” or “6J” if the requisition is for an item supporting an MDS listed in the IBM table. IMS additives must be validated quarterly to ensure they do not duplicate other requirements which are reported through AFEMS or other sources. Documentation used in the validation process will not be more than one year old. Input appears on the additive line of the PRA.

2.11.5.21. TRC 82, SERD Additive. SERD additives are file maintained to cover known future requirements not yet identified by the using MAJCOMs. They must be reviewed quarterly to ensure they do not duplicate other requirements which are reported through AFEMS. Input appears on the additive line of the PRA.

2.11.5.22. TRC 83, Operating Support Levels. ALCs will maintain documentation on the authorization of operating support levels. Input appears on the additive line of the PRA (reference [para 1.22.1](#)).

2.11.5.23. TRC 84-89, Other SM Additives. Other SM additives are file maintained with coordination of the appropriate SM, and are to be reviewed quarterly to ensure they are still current and do not duplicate other requirements which are reported through AFEMS. Documentation used in the validation process will not be more than one year old. Input appears on the additive line of the PRA.

2.11.5.24. TRC 90, Alternate Mission Equipment (AME) Installed Losses. These balances are created from records received from C001 each quarterly computation cycle (not received for update cycles). They are mechanically entered in RAR Section 4 as additive requirements offset by assets. **Note:** Research will be performed to determine whether it is an appropriate additive requirement, or whether it duplicates EAID-accountable authorizations. Input appears on the additive line of the PRA.

2.11.5.25. TRC 91, AF538 Non-Reported Losses. AF538 non-reported losses are created from records received from C001 each quarterly computation cycle (not received for update cycles). They are mechanically entered in RAR Section 4 as additive requirements offset by assets. Input appears on the additive line of the PRA.

2.11.5.26. TRC 92, Real Property Installed Equipment (RPIE). RPIE is created from records received from C001 each quarterly computation cycle (not received for update cycles). It is mechanically entered in RAR Section 4 as additive requirements offset by assets. Input appears on the additive line of the PRA. **Note:** AME, AF538, and RPIE balances are created from records received from C001 each quarter. They are mechanically entered in RAR, Section 4 as additive requirements offset by assets. The replacement requirements computed against these categories are shown on the replacement line of PRA products.

2.11.5.27. TRCs 93 through 99, Other IMS Replacement Additives. The IMS will use TRCs 93-99 to input additive requirements and assets not covered elsewhere. These additive requirements will be reflected on the replacement requirement line of the PRA beginning with the second program positions. IMS additives must be validated quarterly to ensure they do not duplicate other requirements which are reported through AFEMS or

other sources. Documentation used in the validation process will not be more than one year old. Use TRC 94 to establish additives for backordered requisitions with advice code "6E." Input appears on the replacement requirements line of the PRA (reference [para 2.11.5](#)).

2.11.6. The IMS can input additive asset and dated forecast records not reported through normal channels into the additive file, RAR, Section 4. However, manual input of TRCs 10-15, 17-19, 25-37, 39-41 must show zeros in the "Asset Quantity" field, except when the first position of the requisition number is "D" or "F."

2.11.7. The Accountable Officer must submit requirements for equipment to support special projects applicable to the MAJCOM, base, and organization (reference AFMAN 23-110, V2, P2, C22, para 22.161.( at <http://www.e-publishing.af.mil/shared/media/epubs/PUBS/AF/23/23011002/020222/020222.pdf>).

However, many special projects do not fall under the jurisdiction of a MAJCOM and its COSs. Therefore, requirements personnel can manually input requirements to the computation for these non-reporting special projects. Special projects may affect the asset and requirement quantities used in computing equipment-type items. Some projects which authorize dropping accountability of assets when an item is shipped will not be identified by an additive requirement. Special funds available for items shipped on special projects allow the IMS to replace assets shipped. Local use of these funds will be considered in the adjustment of assets and addition of requirements to the equipment item computation.

2.11.8. All assets applied against additive requirements are included in the computation of replacement requirements, with the exception of those TRCs specified as no-computed replacement in RMS's TRT.

**2.12. PULE.** PULE is a forecasting technique developed to mechanically compute replacement requirements based on the computation of forecasted condemnation quantities.

2.12.1. The Table 2.2. reflects the data elements PULE uses to determine specific quantities by FY.

**Table 2.2. PULE Data Elements**

<u>Element</u>	<u>Definition</u>
Age Group	FY in which the item was purchased and/or put into service.
Quantity	Acquired quantity by each age group.
Life Expectancy	Anticipated age, expressed in years, at which time the item will be retired from inventory due to declining performance and/or excessive repair costs.
Life Maximum	Estimated life, in years, for mandatory replacement of the item.
Probability of	Estimated percent of items condemned at mandatory replacement age.
Condemnation	Normally only 10 percent or fewer of the items will survive to this age. Therefore, the percentage will usually be expressed as 0.95, a figure which experience has shown to produce the most favorable Bell curve.



2.12.2. The PULE method is based on the premise that condemnations on most items do not occur on a linear basis, but occur rather sparingly in the early time periods and build up heavily when average life expectancy is reached, to taper off again by the time maximum life is reached.

2.12.3. To computerize the features of a so called “normal distribution” in the system, the “Gaussian” or “normal” distribution curve is used. A typical distribution curve would look like this.

**Figure 2.1. PULE Distribution Curve**

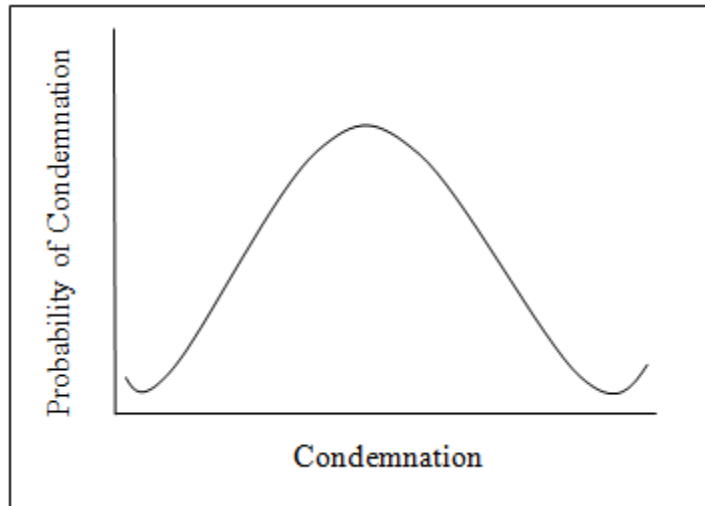




Table 2.3. Cumulative Normal Distribution Table

<b>Z</b>										
<b>P</b>	.00	.01	.02	.03	.04	.05	.06	.07	.08	.09
.0	.5000	.5040	.5080	.5120	.5160	.5199	.5239	.5279	.5319	.5359
.1	.5398	.5438	.5478	.5517	.5557	.5596	.5636	.5675	.5714	.5735
.2	.5793	.5832	.5871	.5910	.5948	.5987	.6026	.6064	.6103	.6143
.3	.6179	.6217	.6255	.6293	.6331	.6368	.6406	.6443	.6480	.6517
.4	.6554	.6591	.6628	.6664	.6700	.6736	.6772	.6808	.6844	.6879
.5	.6915	.6950	.6985	.7019	.7054	.7088	.7123	.7157	.7190	.7224
.6	.7257	.7291	.7324	.7357	.7389	.7422	.7454	.7486	.7517	.7549
.7	.7580	.7611	.7642	.7673	.7704	.7734	.7764	.7794	.7823	.7852
.8	.7881	.7910	.7939	.7967	.7995	.8023	.8051	.8078	.8106	.8133
.9	.8159	.8186	.8212	.8238	.8264	.8289	.8315	.8340	.8365	.8389
1.0	.8413	.8438	.8461	.8485	.8505	.8531	.8554	.8577	.8599	.8621
1.1	.8643	.8665	.8686	.8708	.8729	.8749	.8770	.8790	.8810	.8830
1.2	.8849	.8869	.8888	.8907	.8925	.8944	.8962	.8980	.8997	.9015
1.3	.9032	.9049	.9066	.9082	.9099	.9115	.9131	.9147	.9162	.9177
1.4	.9192	.9207	.9222	.9236	.9251	.9265	.9279	.9292	.9306	.9319
1.5	.9332	.9345	.9357	.9370	.9382	.9394	.9406	.9418	.9429	.9441
1.6	.9452	.9463	.9474	.9484	.9495	.9505	.9515	.9525	.9535	.9545
1.7	.9554	.9564	.9573	.9582	.9591	.9599	.9608	.9616	.9625	.9633
1.8	.9641	.9649	.9656	.9664	.9671	.9678	.9686	.9693	.9699	.9706
1.9	.9713	.9719	.9726	.9732	.9738	.9744	.9750	.9756	.9761	.9767
2.0	.9772	.9778	.9783	.9788	.9793	.9798	.9803	.9808	.9812	.9817
2.1	.9821	.9826	.9830	.9834	.9838	.9842	.9846	.9850	.9854	.9857
2.2	.9861	.9864	.9868	.9871	.9875	.9878	.9881	.9884	.9887	.9890
2.3	.9893	.9896	.9898	.9901	.9904	.9906	.9909	.9911	.9913	.9916
2.4	.9918	.9920	.9922	.9925	.9927	.9929	.9931	.9932	.9934	.9936
2.5	.9938	.9940	.9941	.9943	.9945	.9946	.9948	.9949	.9951	.9952
2.6	.9953	.9955	.9956	.9957	.9959	.9960	.9961	.9962	.9963	.9964
2.7	.9965	.9966	.9967	.9968	.9969	.9970	.9971	.9972	.9973	.9974
2.8	.9974	.9975	.9976	.9977	.9977	.9978	.9979	.9979	.9980	.9981
2.9	.9981	.9982	.9982	.9983	.9984	.9984	.9985	.9985	.9986	.9986
3.0	.9987	.9987	.9987	.9988	.9988	.9989	.9989	.9989	.9990	.9990
3.1	.9990	.9991	.9991	.9991	.9992	.9992	.9992	.9992	.9993	.9993
3.2	.9993	.9993	.9994	.9994	.9994	.9994	.9994	.9995	.9995	.9995

<b>Z</b>										
<b>P</b>	.00	.01	.02	.03	.04	.05	.06	.07	.08	.09
3.3	.9995	.9995	.9995	.9996	.9996	.9996	.9996	.9996	.9996	.9997
3.4	.9997	.9997	.9997	.9997	.9997	.9997	.9997	.9997	.9997	.9998

2.12.4. It is possible to manually establish a requirements computation for replacements based on projected condemnations in the exact manner used by the computer. This is done by using two tables ([Table 2.3](#) and [Table 2.4](#)) and developing a simulation in the following manner.

Table 2.4. PULE Computation (Example)

LEGEND				DATA			
Age Group (AG)----- 2002				ZP (Table 2.3): .95 (PC) ----- 1.645			
FY (FY) of Computation ----- 2009				Standard Deviation (SD):			
Life Expectancy (LE)----- 13				<u>13 (LE) – 20 (LM)</u>			
Life Maximum (LM)----- 20				1.645 (ZP) -----4.2553			
Probability of Condemnation (PC) -----0.95				Medium FY (MFY):			
QTY Procured ----- 62				13 (LE) + 2002 (AG)----- 2015			
PULE COMPUTATION (EXAMPLE)							
FY <sub>n</sub>		ZP <sub>n</sub> = $\frac{FY_n - (AG) - (LE)}{SD}$		P <sub>n</sub>		R <sub>n</sub>	
FY <sub>0</sub>	2009 + 0 2009	ZP <sub>0</sub>	$\frac{2009-2002-13}{4.2553}$ = -1.41	P <sub>0</sub>	.9207 --- .0793	R <sub>0</sub>	$\frac{.0793 \times 62}{4.916}$ = 5
FY <sub>1</sub>	2009 + 1 2010	ZP <sub>1</sub>	$\frac{2010-2002-13}{4.2553}$ = -1.175	P <sub>1</sub>	.8800 --- .1200	R <sub>1</sub>	$\frac{.1200 \times 62}{7.440}$ = 7
FY <sub>2</sub>	2009 + 2 2011	ZP <sub>2</sub>	$\frac{2011-2002-13}{4.2553}$ = -0.94	P <sub>2</sub>	.8264 --- .1736	R <sub>2</sub>	$\frac{.1736 \times 62}{10.763}$ = 11
FY <sub>3</sub>	2009 + 3 2012	ZP <sub>3</sub>	$\frac{2012-2002-13}{4.2553}$ = -0.705	P <sub>3</sub>	.7595 --- .2405	R <sub>3</sub>	$\frac{.2405 \times 62}{14.911}$ = 15
FY <sub>4</sub>	2009 + 4 2013	ZP <sub>4</sub>	$\frac{2013-2002-13}{4.2553}$ = -0.47	P <sub>4</sub>	.6808 --- .3192	R <sub>4</sub>	$\frac{.3192 \times 62}{19.790}$ = 20
FY <sub>5</sub>	2009 + 5 2014	ZP <sub>5</sub>	$\frac{2014-2002-13}{4.2553}$ = -0.235	P <sub>5</sub>	.5929 --- .4071	R <sub>5</sub>	$\frac{.4071 \times 62}{25.240}$ = 25
FY <sub>8</sub>	2009 + 8 2017	ZP <sub>8</sub>	$\frac{2017-2002-13}{4.2553}$ = 0.47	P <sub>8</sub>	.6808	R <sub>8</sub>	$\frac{.6808 \times 62}{42.210}$ = 42
FY <sub>13</sub>	2009 + 13 2022	ZP <sub>13</sub>	$\frac{2022-2002-13}{4.2553}$ = 1.645	P <sub>13</sub>	.9500	R <sub>13</sub>	$\frac{.9500 \times 62}{58.900}$ = 59
FY <sub>18</sub>	2009 + 18 2027	ZP <sub>18</sub>	$\frac{2027-2002-13}{4.2553}$ = 2.82	P <sub>18</sub>	.9976	R <sub>18</sub>	$\frac{.9976 \times 62}{61.851}$ = 62

2.12.4.1. Establish basic data:

- 2.12.4.1.1. FY of computation - 2009;
- 2.12.4.1.2. Procured quantity - 62 each;
- 2.12.4.1.3. Age group - FY02;
- 2.12.4.1.4. Life expectancy - 13 years;
- 2.12.4.1.5. Life maximum - 20 years; and
- 2.12.4.1.6. Probability of Condemnation - 0.95.

2.12.4.2. **Table 2 4.** shows how above data are computed mathematically. Values of column P are found in **Table 2.3.**

2.12.5. Mechanized PULE. A mechanical computation can include other NSNs in the same computation as well as additional quantities of the same NSN, acquired in different lots and at different times. **Attachment 4** shows a PULE computation including many different quantities and acquisitions. To ensure proper computational results, complete and accurate information must be supplied.

2.12.5.1. The replacement criteria code in IMCD Section A must be file maintained as a “B” or “D.”

2.12.5.2. IMCD Section E must be file maintained with data for every FY’s procurement (age group): age group, procurement quantity, annual usage, average life expectancy, maximum life expectancy, probability of condemnation. **Note:** Annual usage of 2040 is based upon eight hours per day, 255 days per year.

2.12.5.3. Replacement quantities are also shown on the WSP and will be file maintained for quarters 2 through 17. Replacement factors are developed by dividing the total acquired quantities of all NSNs in the PULE computation into the computation group replacement quantities. When developing actual time-phased replacement quantities, the computer uses the PULE factor for each time position within the FY and computes replacement by detail record (for each reporting organization in the computation).

2.12.5.3.1. Multiplying the applied/reapplied, allocated/reallocated quantity by factor for each program position.

2.12.5.3.2. Applying rounding factor (fraction) starting with 0.5 and carrying fraction over to next asset record which results in whole number replacement quantity.

2.12.5.4. The system will not compute replacement requirements for assets applied to non-vehicle WRM, SAP, special ASCs, retention requirements, and replacement additive requirements.

**Note:** PULE uses original quantity acquired on IMCD computation. However, on the WSP, the replacement line is built on in-service assets.

2.12.5.5. Modified PULE. This method has been developed to compute replacement requirements for an entire fleet and to methodically replace this fleet due to age and obsolescence. Condemnations are not necessarily a factor in this method because certain

equipment is expected to operate 24 hours per day, with backup redundancy available. Communication, electronics, and meteorological equipment are generally classified in this category. When replacement criteria codes “B” or “D” are used, adequate PULE data must be available in IMCD Section E to calculate a replacement factor. Use an annual usage field of 9999 to trigger a modified PULE computation. The modified PULE delays its projection until one year prior to life expectancy and is used to suppress replacement during the early life years.

**2.13. RMS Output.** RMS produces a host of on-line and hard copy products which are available to the user. Several products containing price data provide the capability to depict standard price or escalated standard price. **Note:** When the price escalation option is used, escalated standard price is depicted with an asterisk (\*) following the standard price (e.g., “STD PRC 654324\*”).

2.13.1. On-line Displays. The following products are available through on-line displays. IMCD, RAR, Notepad, IMS, OAA, WSP, PRA, IDSS, IA, MPPC, NRL IV, as well as requirements and edit tables such as EFT, MAJCOM Table (MCT), SRAN Table (SRT), TRT, and Valid Changes. Selection screens allow the user to display all of a product’s data or a subset of information. Additionally, data query may be used to extract data from the data base and to tailor/structure that data to satisfy individual user needs.

2.13.2. On-line Report Selection. Rather than viewing products on-line, the user may elect to print a hardcopy (paper) report. To do this, the user chooses the product and parameters to be printed through selection screens, submits a print request through RMS’s CA Dispatch software, reviews the information available, and routes the print job to the printer of their choice. Spawning a job to the printer will allow the user to continue other on-line activities while the print job is running in batch mode. The first page of all reports will reflect the parameters selected by the user.

2.13.2.1. The following hard copy reports may be generated via on-line request and may be produced in total or in sections: IMCD, RAR, Notepad, OAA, WSP, RIA, AR SNV, NSV, VI, ARS, VCNP, NRL, PRA, IDSS, IA, MPPC, and IV.

2.13.2.2. Equipment Stock Number Change Listing and OAA Listing are designated as “push products” and are set up in CA Dispatch to be distributed to the appropriate using organization each applicable computation cycle.

2.13.3. Products and Tables.

2.13.3.1. Item Manager Control Data (IMCD). The IMCD is generated each quarterly cycle immediately following the D200E snapshot. It contains up to five sections (A through E) and provides basic item information (Managing ALC, IMS, ES, division, budget program, actual NSN, SGM and I&S master NSNs, nomenclature, price, rates and factors, codes, usage and asset history data, lead time, manufacturing and repair data). On-line file maintenance transactions will be used to update the IMCD as needed, except when RMS data is being loaded or computed. File maintenance of Section A Continued will be used to update MPPC data and termination codes. For more details, reference [Chapter 3](#).

2.13.3.2. Reported Assets and Requirements (RAR). For quarterly processing cycles, RAR is produced via RMS following the D039/C001 interface. RAR contains up to nine

sections and provides a detailed listing of authorizations and assets which will be used in the computation. RAR provides visibility of actual and SGM NSNs, reporting SRAN and MAJCOM, authorized and in-service quantities for peacetime and WRM, warehouse assets by condition and other asset data, applicable forecast data, MDS, additive requirements, reported ASCs and other codes, gains and losses, and asset reduction records. On-line file maintenance transactions will be used to update the RAR; however, Sections 1 through 3 will only be file maintained during the semiannual cycle. Section 4, Additive Requirements Data, will be file maintained as needed, except during RMS equipment-data loads. Additive TRCs 25-29, 30-34, and 35-39 will affect long supply data in the IDSS product. **Note:** RAR file maintenance only effects the reported position until D039 applies those changes to the out-year positions. For more details, reference [Chapter 5](#).

#### 2.13.3.3. Valid Changes/Notepad (VCNP)

2.13.3.3.1. Valid Change Listing. The valid change listing logs all valid changes which have been file maintained between processing cycles for selected products. The report shows the field that was changed, the original value, and the latest value by SGM. The valid change listing may be requested in total or in part depending upon the selection criteria exercised by the user. Valid Change Listings are available for the following products. IMCD Sections A through E, RAR Sections 1 through 4, WS, Sections 1 and 2, and I&S Restructure.

2.13.3.3.2. Notepad. VCNP presents explanatory narratives entered by the item manager. It is especially useful for communicating reasons for file maintenance actions, special management procedures, and documenting unit costs, lead times, funded/on-order assets, and additives. It will contain pertinent information relating to the NSN, and the resulting management decisions. There are five screens available for each SGM. Data on the first screen will be carried over to each subsequent cycle; data on the last four screens will reside with the cycle current at the time of input. The Notepad is available for the following products: IMCD Sections A through E; RAR Sections 1 through 4; WSP Sections 1 and 2; and I&S Restructure.

2.13.3.4. Item Management Statistics (IMS). This product can be obtained via on-line display only. Equipment IMS is produced immediately following the D200E snapshot and provides the number of actual stock numbers, number of SGM NSNs, and the number of I&S master NSNs by ALC, division, and Inventory Management Specialist (IMS) in the equipment-item process, based upon criteria selected.

2.13.3.5. Over-Age Additives (OAA). The OAA listing is a “push” product which identifies additive requirements that will be more than a year old by 31 Mar or 30 Sep. All IMS additive requirements more than one year old will be purged from the next computation cycle unless a change action is accomplished to revalidate the additive requirement. Mechanically created additives are only valid for the current cycle and are recreated each cycle as required.

2.13.3.6. SRAN Table (SRT). The SRT lists equipment applicable SRANs, with their corresponding area codes and base names, as well as the last date the table was modified. Invalid SRANs will appear on the Authorization and Asset Master Exception listing and will default to “8999” on other products. The SRT is updated by the 405 SCMS/GULA.

2.13.3.7. MAJCOM Table (MCT). The MCT lists valid two-position MAJCOM codes and three-position MAJCOM abbreviations. Unknown MAJCOMs are designated as “ZZ” or “0#.” The MCT is maintained by the 405 SCMS/GULA.

2.13.3.8. Type Requirements Table (TRT). The TRT is maintained by the 405 SCMS/GULA, and lists valid TRC that can be file maintained in RAR Section 4. The TRT displays the most recent date of table modification and lists all TRCs with their corresponding additive identifications (descriptions), OPSD, Apply Additive Asset to Authorization Indicator, Compute Additive Replacement Requirement Indicator, and account identification.

2.13.3.9. Initial Requirements/BP/MDS (IBM) Table. The IBM table is maintained by the 405 SCMS/GULA, and contains the budget program (BP) and MDS combinations which constitute initial requirements.

2.13.3.10. Equipment Stock Number Change Listing. The Equipment NSN Change listing is a “push” product generated quarterly in hard copy and is routed to each ALC and to the 405 SCMS/GULA Equipment OPR. Produced following the D200E snapshot, it contains actual, SGM, and I&S master NSNs which have been added, transferred, consolidated, changed, or deleted since the last cutoff date. Changes to ALC site, manager designator codes (division and IMS), OOU, JTC, and phrase codes also appear on the listing. Old and new asset history data are listed by the current ALC site ID, division designator, and IMS. Deleted NSN data is listed by the old ALC, division, and IMS.

2.13.3.11. Weapon System Product (WSP). WSP is partitioned into six sections, each of which contains gross requirements, aligned assets, and net requirements. Gross requirements are broken out by AF initial, Communications Electronics Authorization Program (CAP), additive, WRM, and replacement. Aligned assets are broken out by in-use, in-place, warehouse serviceable and unserviceable, and funded on-order. Up to nine program positions are provided by quarter and FY: reported, current operating, buy, and six budget positions. The WSP is unique in their treatment of the MDS selection criteria; given proper spacing/structuring, if a mission and design (MD) are entered, then corresponding records for all series (i.e., MDSs) for the MD will be output. Section 1 quantities are stratified by MDS and MAJCOM. Section 2 quantities are stratified by MAJCOM. Section 3 quantities are stratified by MDS. Section 4 contains SGM totals. Section 5 summarizes excess (non-aligned) asset quantities by suitability. Section 6 provides the dollar summary. For Section 6, if the price escalation option is selected, note that the standard price is escalated to the applicable program position. Products may be tailored based upon criteria selected.

2.13.3.12. Weapon System (WS) File Maintenance Product. The WS is partitioned into two sections: Section 1 requirements and aligned assets stratified by MDS and MAJCOM; and Section 2 summarized excess (non-aligned) asset quantities by suitability. Mainly, the WS file maintenance is accomplished on the quarterly computations (December and June) and after the semiannual (March and September) update cycles are loaded. WS file maintenance will affect the IDSS and PRA products. When gross requirements, aligned assets, and excess (non-aligned) assets are file maintained, the system will realign assets to requirements so it is not necessary to file

maintain all three categories. The current and previous cycle can be file maintained. Only two computation cycles are available at a time.

2.13.3.13. Net Requirements by Location (NRL). The NRL contains up to eight sections stratifying gross requirement, aligned asset, and net requirement quantities across eleven program positions. NRL products may be tailored based upon the following selection criteria: SGM or I&S master NSN, ALC, Division, IMS, Section, MAJCOM, SRAN, BP, System Management Code (SMC), MPC, and dollar ranges.

2.13.3.13.1. Section 1 stratifies quantities by MAJCOM and SRAN.

2.13.3.13.2. Section 2 provides SRAN totals.

2.13.3.13.3. Section 3 stratifies quantities by MAJCOM and WRM base code.

2.13.3.13.4. Section 4 provides WRM totals.

2.13.3.13.5. Section 5 stratifies additive requirement quantities by MAJCOM.

2.13.3.13.6. Section 6 provides additive totals.

2.13.3.13.7. Section 7 stratifies data by MAJCOM

2.13.3.13.8. Section 8 provides SGM summary totals.

2.13.3.14. Projected Requirements and Assets (PRA). PRA is an SGM NSN summary of the results of the computation, and has two parts: Requirements/Assets and Buy/Budget Requirements. Automatic hard copy products are provided to the ALCs following initial and update computations when items are in a buy, budget, or termination status. **Note:** File maintenance accomplished in the IMCD may impact the PRA in the next computation; file maintenance accomplished in the RAR may impact the PRA in the subsequent update computation; whereas file maintenance of WS products may impact the PRA immediately.

2.13.3.14.1. The Requirements and Assets portion stratifies gross requirements, assets, and net requirements, quantities across nine program positions.

2.13.3.14.1.1. Gross requirements are categorized by AF initial, CAP initial, Air National Guard (ANG) initial, Air Force Reserve (AFR) initial, WRM, Replacement, and Additive. **Note:** "Air Force initial" includes all MAJCOM requirements (within SGM NSN) except MAJCOM 4Z (ANG) and MAJCOM 0M ([AFR] requirements, (4Z and 0M are two –position MAJCOM codes found in the MCT). "AFR initial" provides 0M requirements. "ANG initial" provides 4Z requirements. The WRM requirement does not include WRM additive requirements. WRM additive requirements are included in the additive line of PRA. A consolidation indicator (two asterisks) following net requirements (i.e., "NET RQMTS\*\*") is used to signify that the net requirements for an I&S master have been consolidated with subgroup item requirements.

2.13.3.14.1.2. Assets are categorized as in-use, in-place, warehouse serviceable, warehouse unserviceable, and funded on-order. In-use assets are considered peacetime assets; whereas in-place assets are considered WRM assets. **Note:** Warehouse serviceable assets include assets reported in transit no matter the condition.



2.13.3.14.1.3. The nine program positions include the reported, current operating, buy, and six budget positions. Every PRA, in a cycle, has the same reported and current operating positions; however, the buy and six budget positions will vary depending on the procurements lead time file maintained in the IMCD Section A.

2.13.3.14.2. The Buy/Budget Requirements section provides dollar stratifications of net requirements, price without FDT charges, standard price, initial spares costs, technical data costs, and other costs across the buy and six budget positions. **Note:** If the price escalation option is selected, the standard price is escalated to the applicable program position. The Buy/ Budget Requirements product also provides buy net requirements; previous computation buy, budget, and excess data; as well as SGM long supply data and item information. The SGM long supply data includes: authorized supply level; deferred disposal quantity; directed/elected-to-hold data; termination, retention, and excess data; and unsuitable asset data. **Note:** The authorized supply level is the sum of TRCs 40, 41, and 83. The item information includes lead time, factors, codes, repair data, total acquired, gains, and losses.

2.13.3.15. Item and Dollar Summary Stratification (IDSS). The IDSS is comprised of four sections. If a SGM NSN is selected, the SGM and I&S master NSN, replacement factor, managing ALC, division, IMS, budget program, standard price, and DDC; and sections one through three will provide item data in quantities as well as dollars. If an SGM NSN is not specified, the stratification will provide a dollar summary. If the price escalation option is selected, standard price is to be escalated to the applicable program position. **Note:** WS file maintenance products may impact the IDSS.

2.13.3.15.1. Section 1, entitled "Gross/Aligned/Buy/Budget Assets" stratifies gross requirement (WRM, overseas (O/S), zone of the interior (Z/I), additive), in-service assets (in-place, O/S, Z/I), warehouse serviceable and unserviceable assets (O/S, Z/I, depot), funded on-order assets, total assets, net requirements, and adjusted buy/budget requirements across reported, current operating, buy and budget positions, as applicable. This section depicts the Approved Force Acquisition Objective (AFAO) requirements and assets.

2.13.3.15.2. Section 2, Buy/Budget Segmented Requirements, stratifies AF, AFR and ANG initial, CAP (always zero), WRM, replacement, and additive requirements; aligned assets; net requirements; and net AFR and ANG replacement quantities at the buy and budget positions. **Note:** AFR data relates exclusively to data with the two-position MAJCOM code of 0M, and that ANG data corresponds to the 4Z MAJCOM code.

2.13.3.15.3. Section 3, Long Supply, stratifies gross requirement and total assets, as well as, in service, warehouse, and funded on-order assets by economic retention, contingency retention and total long supply. The economic and contingency retention are each subdivided by directed-to-hold, elected-to-hold, and excess. **Note:** Section 3 data is derived at the higher of the buy or budget positions, and that the standard price listed on the product's header is the buy-position standard price.

2.13.3.15.4. Section 4, SGM Totals, provides the total number of SGM NSNs and the total NSN count. It also provides the number of SGMs computing termination, buy, budget, budget+1, excess, and retention. The standard price listed on the product's

header is the buy-position standard price. The bottom of the product provides visibility of computed elected-to-hold quantity, AF elected-to-hold quantity, and contractor requirement. Computed elected to hold quantity is the highest gross requirement less the gross requirement at the higher of the buy or budget position. AF elected-to-hold quantity is the sum of TRCs 35 through 37 and 39. Contractor requirement lists the dollar value of TRCs 60 through 69.

2.13.3.16. Basic Index of Actions (IA). The Basic IA is a push product generated following each quarterly and semiannual update computation. It contains SGM NSNs which have computed termination, buy, budget, budget+1, excess, and/or retention quantities. It is sorted by ALC, division, and IMS, with termination, buy, budget, budget+1, excess, and retention dollars and quantities, as well as, total dollars and SGM count per category.

2.13.3.17. Index of Actions (IA) Extracts. IA extracts are requested by the user (i.e., on-line invoked) and can be selected by various combinations of ALC, division, IMS, BP, SMC, MPC, FSC, FSG, MMAC, dollar ranges and file maintenance change indicators for items in termination, buy, budget, budget+ 1, excess, or retention. The product can be sequenced by descending dollars, by SGM within I&S, or by SGM. This product is extremely useful in alerting requirements personnel which items must be tended first.

2.13.3.18. Repair Index of Actions (RIA).

2.13.3.18.1. The Repair IA product is a listing of computed equipment-item repair requirements. It is system generated semiannually during the update cycle, but is also available to the user via on-line request by combinations of SGM or I&S master NSN, ALC, division, IMS, BP, SMC, MPC, MIEC, FSC, FSG, MMAC, as well as, dollar ranges of standard price and unit sales price. When RMS's Repair Subsystem is implemented, the Repair IA will be sequenced using unit sales price times the repair quantity. However, prior to repair subsystem implementation, sequencing is from high to low repair requirements using standard price.

2.13.3.18.2. File Maintenance of Equipment Item Repair Data. Repair data will be file maintained in IMCD Section B, which allows the user to file maintain the Equipment Essentiality Code (EEC) portion of the MIEC. Although there is repair data in IMCD Section D (Two Years Usage by actual NSN), it cannot be file maintained. This is for information only, showing the management team the repair data that D039 passes to D075, once the update computation has been run. All repair file maintenance in being accomplished in the ERR database or directly through ABCS. More information on the ERR can be found in [Chapter 12](#).

2.13.3.19. Inventory of Principal Items (IPI). IPI products are in the same format as the DD Form 1138-1, *Inventory Report of Principal and Secondary Items*, information which is included in the annual submission of the DD1000 Report. This report provides the inventory values (in thousands of dollars) for requirement and asset categories, and the NSN count for specified budget programs. IPI products will be selected by SGM NSN or by AFMC, WW, managing ALC, division, IMS, and budget program (BP). **Note:** At least one BP must be specified.

2.13.3.19.1. RMS provides requirements data in thousands of dollars for the following categories.

2.13.3.19.1.1. An AFAO requirement is the sum of additive, CAP, replacement, WRM, and AF initial gross requirement quantities at the budget position, multiplied by the standard price of each SGM NSN.

2.13.3.19.1.2. WRM is a subset of the AFAO requirement. To determine the WRM requirement, the WRM gross requirement quantity at the budget position has been multiplied by the standard price of each SGM and summed.

2.13.3.19.1.3. Approved Force Retention Requirement: Not Applicable (N/A) in EIP.

2.13.3.19.2. RMS provides in-use (including in-place) and in-store asset data in thousands of dollars for the following categories.

2.13.3.19.2.1. Unstratified Stock: N/A in EIP.

2.13.3.19.2.2. AFAO Assets. AFAO in-use asset inventory value is the sum of aligned additive, CAP (always zero), replacement, WRM, and AF Initial, in-use and in-place budget-position quantities, multiplied by the standard price of each SGM NSN. AFAO in-store asset inventory value is the sum of the following aligned warehouse serviceable and unserviceable, budget-position quantities; additive, CAP, replacement, WRM, and AF Initial, which have been multiplied by the standard price of each SGM.

2.13.3.19.2.3. WRM Assets. WRM in-place inventory data is not provided because RMS classifies WRM “in-use” inventory to include the value of WRM aligned in-use and in-place assets at the budget position.

2.13.3.19.2.4. Approved Force Retention Stock: N/A.

2.13.3.19.2.5. Economic Retention Stock is the dollar value of suitable assets which are to be retained by the AF; this information is computed at the higher of the buy or budget position. In-use inventory is the dollar value sum of directed-and elected-to-hold, in-service suitable assets. In-store inventory is the dollar value sum of warehouse serviceable and unserviceable, directed-and elected-to-hold, suitable assets.

2.13.3.19.2.6. Contingency Retention Stock is the dollar value of unsuitable assets which are to be retained by the Air Force; this information is to be computed at the higher of the buy or budget position. In-use inventory is the dollar value sum of directed-and elected-to-hold, unsuitable, in-service assets. In-store inventory is the dollar value sum of directed-and elected-to-hold, warehouse serviceable and unserviceable, unsuitable assets.

2.13.3.19.2.7. Numeric Retention Stock: N/A.

2.13.3.19.2.8. Potential DoD Excess Stock is the dollar value of non-aligned, serviceable and reparable warehouse assets at the higher of the buy or budget position. In-use inventory is the dollar value sum of non-aligned, suitable and unsuitable, in-use and in-place assets, minus the dollar value of contingency and

economic retention in-use assets. In-store inventory is the dollar value sum of non-aligned, suitable and unsuitable, warehouse serviceable and unserviceable assets, minus the contingency and economic retention in store inventory value.

2.13.3.19.2.9. Total Assets is the sum of Unstratified Stock, AFAO Stock, Approved Force Retention Stock, Economic Retention Stock, Contingency Retention Stock, Numeric Retention Stock, and Potential DoD Excess Stock. This total also equals the sum of United States (US), Foreign Countries and Afloat, and Outlying Areas of the US stock.

2.13.3.19.2.10. US stock is the dollar value difference between Total Assets and Foreign Countries and Afloat stock.

2.13.3.19.2.11. Foreign Countries and Afloat stock is the inventory value of overseas (O/ S) reported assets.

2.13.3.19.2.12. Outlying Areas of the US: N/A in EIP.

2.13.3.19.3. Number of Items is the number of actual NSNs in the subgroups being processed.

2.13.3.19.4. As previously stated, the IPI is a basic report which lists data in the DD Form 1138-1. Typically, two March cycles of IPI data are compared and the differences are reported and explained in the DD1000 submission. RMS provides two IV products to compute the mathematical difference in data from two cycles.

2.13.3.19.4.1. The Budget Program Variance products provides the difference and percent difference from data meeting the BP selection. The categories depicted in this product are the same categories depicted in the IPI; however, this report reflects data from two cycles as well as the difference between those cycles and the percentage they are different.

2.13.3.19.4.2. SGM Variance product provides a list of SGM NSNs, IMS, deltas, and percent delta for selected categories. This product is especially useful in researching NSNs which have attributed to the greatest change (increase or decrease) per category.

2.13.3.20. Materiel Procurement Program Control (MPPC). MPPC provides buy, budget, and budget+1 adjusted net requirement quantities and dollars, and allows the user to assign buy and budget priorities by file maintaining IMCD Section A Continued. Product selection criteria are as follows: ALC, division, IMS, BP, SMC, cost, and range categories. Selection of upper and middle range categories will result in the report provided by SGM. The report will structure one SGM per page for the upper-range selection and three SGMS per page for the middle-range selection. The lower range option will provide a product by FSC/MMAC. Default value for the lower range is "less than \$100,000;" default for upper range is "greater than \$900,000." **Note:** AFR data relates exclusively to data with the two position MAJCOM code of 0M, and that ANG data corresponds to the 4Z MAJCOM code. If price escalation option is selected, the text, "DOLLARS ESCALATED," will appear under the "as of" date.

2.13.3.21. Asset Reconciliation (AR) Products. AR products are automatically produced semiannually (31 March and 30 September update cycles) for equipment items that have

a computed buy, budget, or termination quantity and an extended dollar value of \$100,000 or more. Products are produced quarterly for equipment items which have asset variances, unit cost of \$300,000 or more, and/or an inventory value of \$10,000,000 or more. The following two paragraphs brief asset reconciliation products. For more detail, reference [Chapter 9](#).

- 2.13.3.21.1. Asset Reconciliation (AR) Worksheet. This product is the mechanized equivalent of the Format 305, and is used to document corrections to asset counts and to produce a new baseline for asset accounting. The report can also be selected by I&S, ALC, DIV, IMS, BP, SMC, MPC, and dollar cost ranges of buy, budget, termination, inventory, or variance. File maintenance accomplished in IMCD Sections B and C, RAR Sections 1 through 4, and WS Sections 1 and 2 may impact the AR.
- 2.13.3.21.2. Asset Reconciliation List for Equipment Items. This list contains actual NSNs, by ALC, division and IMS, for which asset reconciliation worksheets were printed. It shows the variance percentage, the variance cost, the buy dollars, budget dollars and termination dollars for each NSN. This list can be used to ensure that the items causing the largest variances are the ones that will be worked. The report will be produced using the criteria mentioned above, for NSNs where the IMS total acquired does not equal the reported assets plus the losses.
- 2.13.3.22. Equipment Asset Variances. There are two Equipment Asset Variance reports which provide dollar differences from the previous March to the current cycle: Equipment Asset Variance by Actual Stock Number (SNV) and Equipment Asset Variance by SRAN (NSV).
  - 2.13.3.22.1. Equipment Asset Variances By Actual Stock Number (SNV). This product lists NSNs where the number of total acquired assets has changed since the last March update cycle. This product lists standard price, assets available, lost, and total for the previous March cycle; available, lost, and total for the current cycle; dollar variance (i.e., mathematical difference from previous March update to current cycle); variance percent; and variance cost for each actual NSN. This report can be selected by various combinations of SGM, I&S, ALC, DIV, IMS, BP, SMC, MPC, plus or minus variance, and dollar range of the variance.
    - 2.13.3.22.1.1. Total available asset quantity is the sum of in-service assets, TOC asset quantity, warehouse serviceable (without TOC) quantity, warehouse unserviceable quantity.
    - 2.13.3.22.1.2. Total loss asset quantity is the sum of SAP loss quantity, non-reported asset loss quantity, installation asset losses quantity, modification asset losses quantity, redistribution and marketing asset loss quantity, other asset loss quantity, and condemnation asset loss quantity.
    - 2.13.3.22.1.3. Total acquired asset quantity is the sum of total available asset quantity and total loss asset quantity.
    - 2.13.3.22.1.4. Variance is total acquired asset quantity for the current cycle minus total acquired asset quantity for the previous March update cycle.

2.13.3.22.1.5. Variance percent is the variance divided by the total acquired asset quantity for the previous March update cycle multiplied by 100.

2.13.3.22.2. Equipment Asset Variances by SRAN (NSV). This report is selected by actual NSN and lists the SRANs that have a change in the total available assets at that SRAN since the last March computation cycle. The report shows the previous March total available, the current cycle total available, the variance quantity, the variance percentage, and the variance cost. This report is useful in determining which bases attributed fluctuations in assets.

2.13.3.23. Equipment Item Review Information, Additive Requirements Summary (ARS). This product will be selected if a Format 23 is required. Selection is by SGM or I&S master NSN. The report provides Additive Identification and MAJCOM, buy and budget position gross requirements, the amount of assets allocated against the additive, and the net requirement at the buy and budget position. This product can be used to track downward-directed programs by including unique program decision package (PDP) numbers in the additive ID field.

2.13.3.24. Equipment Vehicle In-Use Inventory (VI) As Reported. This product is comprised of four sections. Each section contains SGM and I&S NSNs, managing ALC, division, and IMS, budget program, life expectancy, and standard price at the reported position.

2.13.3.24.1. Section 1 depicts the number of vehicle registration numbers (assets) by MAJCOM, by vehicle replacement code, and by age of vehicle, for SGMs within I&SG as well as for SGMs not in the I&SG of the authorized SGM NSN.

2.13.3.24.2. Section 2 provides the number of assets by SRAN or WRM base code, MAJCOM, organization ID or WRM composition code, vehicle replacement code, and age of vehicle.

2.13.3.24.3. Section 3 lists all vehicle registration numbers within I&S, and the total number of assets.

2.13.3.24.4. Section 4 provides all registration numbers out of I&S, as reported, as well as the total number of registration numbers.

2.13.3.25. Net Requirements by Weapon System Exception Listing and Control Report. This report results from the loading and editing of D039 tape input to D200C. It is produced quarterly/semiannually and is provided in hard copy to the 405 SCMS/GULA Equipment OPR. The exception report is based on erroneous record layout ID, SGM NSN, MAJCOM, AF initial MDS/command net requirement quantity, CAP MDS/command net requirement quantity, AF additive MDS/command net requirement quantity, WRM MDS/command net requirement quantity, and replacement MDS/command net requirement quantity. Non-numeric quantities will default to zero. The last page (Net Requirements by Weapon System Control Report) summarizes the number of records read, the number with errors, the number loaded, and the number of records dropped. (Records passing the edits or containing non-fatal errors will appear on weapon system products.)

2.13.3.26. Asset History Losses Exception and Control Reports. The Asset History Losses exception report is spawned quarterly by RMS and is provided in hard copy to the 405 SCMS/GULA Equipment OPR. This exception report is based on errors found in accepting data associated with asset reporting. The following asset loss data is edited. Condemnation asset loss reported-position quantity, installed asset loss reported-position quantity, modification asset loss reported-position quantity, non-reporting asset loss reported-position quantity, other asset loss reported-position quantity, and redistribution and marketing asset loss reported-position quantity. If these data elements are non-numeric, they will be flagged as erroneous and default to zero. The last page (Asset History Losses Control Report) summarizes the number of records read by RMS, the number of D039 records with errors, the number loaded, and the number of records dropped by RMS.

2.13.3.27. Consolidated Sustainment Activity Group – Maintenance (CSAG-M) Requirement Exception and Control Reports. The CSAG-M requirement exception and control reports are delivered to the 405 SCMS/GULA Equipment OPR in hard copy, and are based on errors found in loading CSAG-M data from the Depot Maintenance Accounting and Production System (DMPAS). Only data with NSNs matching the actual NSN control file will be accepted. The exception report will list the erroneous actual item identification number (IIN) input value and the error message “STOCK NUMBER NOT FOUND”, as well as errors with the data element, date needed month (which will be a three-position alphabetic field). The last page (CSAG-M Requirement Control Report) summarizes the number of DMAPS records read, the number with errors, the number of records loaded into RMS, and the number of records dropped. (Records passing edits will appear on RAR, Section 5.)

2.13.3.28. Valid Organization File Exception and Control Reports. The Valid Organization File exception report is generated by RMS quarterly in hard copy for the 405 SCMS/GULA Equipment OPR, and contains AFEMS errors identified as a result of the AFEMS/D039 interface. This exception report lists errors in the following information. Source MAJCOM, source and actual MDS, organization ID, SRAN, and composition code. The edits for this file typically do not cause records to be dropped. If MAJCOM and/or SRAN input data do not match codes listed on the MCT and/or SRT, these codes will default to “0#” and to “8999” respectively. The last page (Valid Organization File Control Report) summarizes the number of D039 records read, the number with errors, the number of records loaded into RMS, and the number of records dropped.

2.13.3.29. Asset Stock Number Summary File Exception and Control Reports. The Asset Stock Number Summary File exception report is generated as a result of loading D039's Buy Position Asset Stock Number Summary data and assigning SGM NSNs. RMS edits the following fields and will cause the default to zero if data is non-numeric: due-in asset quantity, funded asset quantity, gains from other SGM NSN, in-place asset quantity, buy requirement quantity, warehouse serviceable quantity, and warehouse unserviceable quantity. The last page (Asset Stock Number Summary File Control Report) summarizes the number of D039 records read, the number with errors, the number of records loaded into RMS, the number of loss records not used, and the number of records dropped. The exception list and control report are produced in hard copy each

computational cycle for the 405 SCMS/GULA Equipment OPR. **Note:** Records passing edits or containing non-fatal errors are used to produce RAR Section 8 (Parts 1, 2, and 3) data.

2.13.3.30. Asset Reduction Control File Exception and Control Reports. The Asset Reduction Control File exception report is generated quarterly and semiannually following D039 processing, and is provided in hard copy for the 405 SCMS/GULA Equipment OPR. The last page (Asset Reduction Control File Control Report) summarizes the number of D039 records read, the number with errors, the number of records loaded into RMS, and the number of records dropped. (Data passing edits or containing non-fatal errors are resident in RAR Section 9.)

2.13.3.31. Authorization and Asset Master Exception and Control Reports. The Authorization and Asset Master exception report is generated quarterly following the D039/AFEMS interface, and is provided in hard copy for delivery to the 405 SCMS/GULA Equipment OPR. This exception report lists field name, input value, and the reason the C001 data from the AFEMS/D039 interface was erroneous. If the forecast date has passed, RMS flags the error, but assigns the current "as of date" year to the forecast record. The last page (Authorization and Asset Master Control Report) summarizes the number of D039 records read, the number of records with errors, the number of records loaded into RMS, and the number of records dropped. (Data passing edits or containing non-fatal errors are contained in RAR Sections 1 through 4.)

2.13.3.32. Projected Assets by Location Exception (Accept) and Control Reports. The Projected Assets by Location exception report is generated quarterly following D039 computation processing, and is provided in hard copy to the 405 SCMS/GULA Equipment OPR. This exception listing flags invalid data for the following elements: SGM NSN, MAJCOM, SRAN, WRM base code, and ARID. RMS will drop records where the SGM NSN does not match the item cycle table. For the following data elements, if the data is non-numeric, data values will default to zeros. Total aligned asset peacetime SRAN/MAJCOM quantity, total aligned asset WRM base code/MAJCOM quantity, ARID/MAJCOM aligned in-service quantity, ARID/MAJCOM aligned warehouse quantity, and ARID/MAJCOM aligned funded on-order quantity. The control report summarizes the number of D039 records read, the number with errors, the number of records loaded into RMS, and the number of records dropped.

2.13.3.33. Net Requirements by Location Exception (Accept) and Control Reports. The Net Requirements by Location exception listing is generated quarterly following D039 computation processing, and is provided in hard copy to the 405 SCMS/GULA Equipment OPR. This listing flags invalid data for the following elements: SGM NSN, MAJCOM, SRAN, WRM base code, and ARID. The system will drop records where the SGM NSN does not match the item cycle table. For the following data elements, if the data is non-numeric, data values will default to zeros. AF initial SRAN/MAJCOM net requirement quantity, WRM base code command net requirement quantity, and AF additive ID command net requirement quantity. The control report summarizes the number of D039 records read, the number with errors, the number of records loaded into RMS, and the number of records dropped. (Data passing edits or containing non-fatal errors are contained in NRL products.)



2.13.3.34. Phased Assets by Stock Number Exception (Accept) and Control Report. The Phased Assets by Stock Number exception listing is generated quarterly following D039 computation processing, and is provided in hard copy to the 405 SCMS/GULA Equipment OPR. This listing flags non-numeric aligned and non-aligned data, and defaults non-numeric quantities to zero. RMS will drop records where the actual NSN does not match the item-cycle table. The control report summarizes the number of D039 records read, the number with errors, the number of records loaded into RMS, and the number of records dropped.

2.13.3.35. Projected Assets by Weapon System Exception (Accept) and Control Report. The Projected Assets by Weapon System exception listing is generated quarterly following D039 computation processing, and is provided in hard copy to the 405 SCMS/GULA Equipment OPR. This listing flags non-numeric aligned and non-aligned data, and defaults non-numeric quantities to zero. RMS will drop records where the SGM NSN does not match the item cycle table. The control report summarizes the number of D039 records read, the number with errors, the number of records loaded into RMS, and the number of records dropped.

2.13.4. Data Query. Printed reports or the onscreen display of data will be generated via Data Query. Data Query can be used to tailor information to satisfy individual user needs.

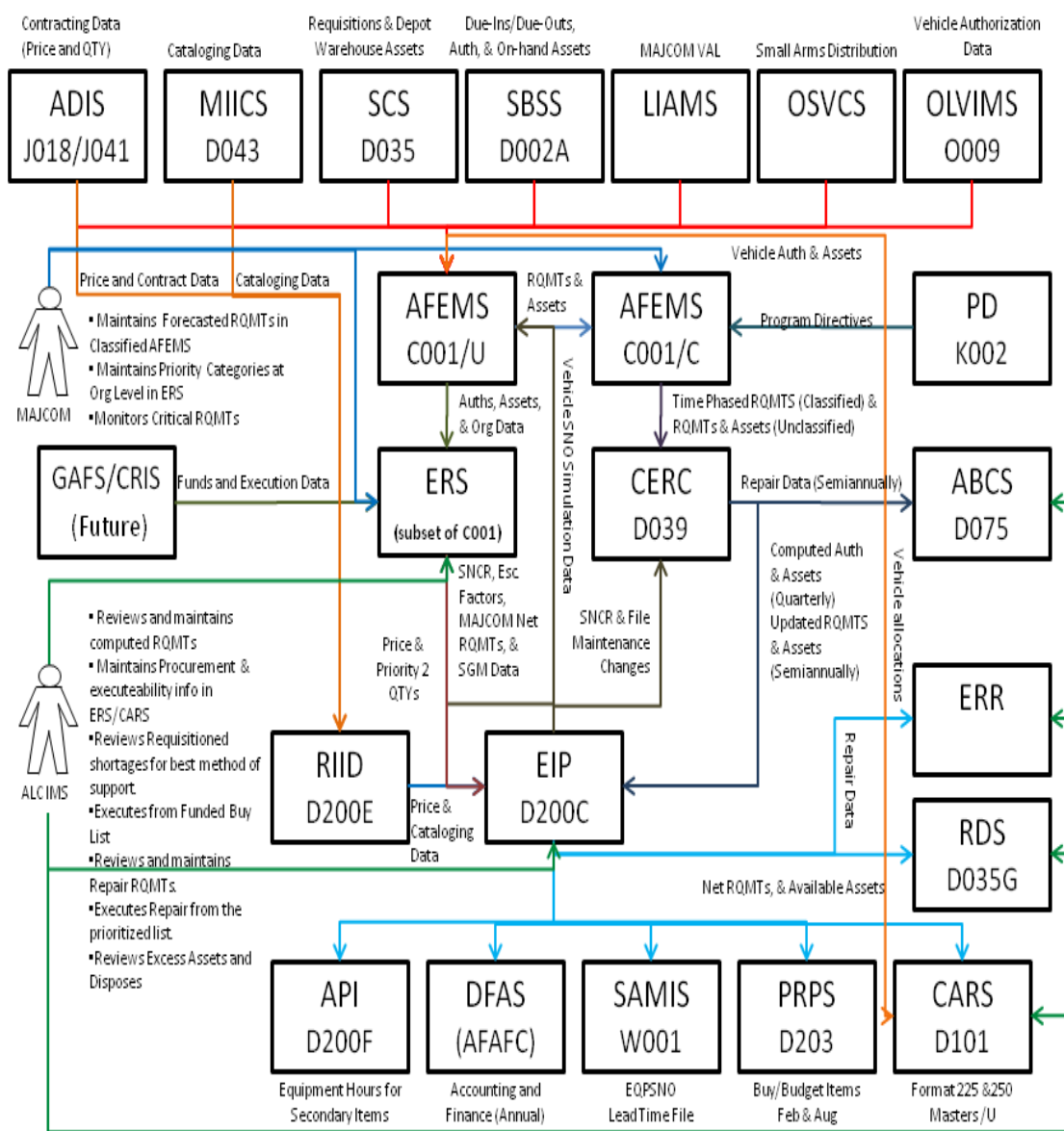
**2.14. System Operations.** The system is processed in three basic configurations to provide timely information to users.

2.14.1. Computation Cycles-Quarterly Processing. Processing cycles 1, 4, 7, and 10 use data as of 31 December, 31 March, 30 June, and 30 September, respectively. In these cycles, control data and cataloging information are updated; current WW authorization and asset data are introduced; requirements are projected; assets are applied and allocated; gross and net requirements are determined; and output products are generated.

2.14.2. Update Cycles-Semiannual Processing. Update processing cycles for 31 March and 30 September are cycles 4U and 10U, respectively. In these cycles, selected control data elements and authorization/asset data shown on RAR are revised according to file maintenance transactions; gross and net requirements are recalculated; data in the master file are adjusted; and financial reports and data systems interface files are generated.

2.14.3. File Maintenance Cycles. File maintenance of requirements tables (SRT, MCT, and TRT) will be updated as new information becomes available. IMCD file maintenance will be accomplished on an as required basis, and is prohibited only during RMS data loads. As indicated above, RAR file maintenance must be accomplished prior to processing update cycles. Additive requirements will also be updated according to file maintenance actions, and overage additives are produced in the March and September time frames to provide visibility of outdated additives which will be deleted by the system unless a change action is file maintained to keep the additive from being dropped from the system the next processing cycle. **Note:** The appropriate cycle and year are shown in the headers of each product generated.

2.14.4. Figure 2.2. shows the data flow utilized during the Air Force equipment management process.

**Figure 2.2. Air Force Equipment Management Process Flow**

## Chapter 3

### ITEM MANAGER CONTROL DATA (IMCD)

#### 3.1. IMCD Overview.

3.1.1. Source Data. IMCD (for Section A, A Continued, B, and E) is generated via RMS each quarterly cycle immediately following the RIID snapshot. “RIID snapshot” is terminology used to denote the internal interfacing of RMS subsystems, D200E and D200C. **Note:** D200E accepts data from D043 (which provides cataloging data) and from J041 (which provides acquisition and lead time information), then makes this data available to the equipment subsystem at a specific point in time via the “snapshot.” IMCD Sections C and D information for the current processing cycle will be loaded following the D039-AFEMS interface which supplies data to D200C; therefore, this data will be loaded concurrently with RAR data. If the RAR has not yet been loaded for the current processing cycle, IMCD Section C will contain the previous processing cycle’s data with the message “(DATA FROM PREVIOUS QUARTER)” under the item name.

3.1.2. Content. IMCD contains up to five sections (A through E) and provides basic item information (managing ALC, IMS, ES, division, budget program, actual NSN, SGM and I&S master NSNs, description, price, rates and factors, codes, usage and asset history data, lead time, manufacturing and repair data). A description of Section A through E is in [Paragraph 3.2, Paragraph 3.3, Paragraph 3.4, Paragraph 3.5, Paragraph 3.6, and Paragraph 3.7](#).

3.1.3. Availability. IMCD is available on-line or in hard copy from RMS. Data will be displayed based upon criteria selected. SGM, I&S master or actual NSN, ALC, division, IMS, BP, SMC, MPC, section, reparable generations greater than zero, condemnations greater than zero, equipment specialist code, acquisition method code, replacement criteria code, materiel management aggregation code, or ranges (standard price, buy net dollar, budget net dollar, and/or production lead time).

3.1.4. File Maintenance. On-line file maintenance transactions will be used to update the IMCD as needed, except when RMS equipment data is being loaded or computed. When feasible, file maintenance of IMCD Sections A and B will be conducted prior to restructuring I&S Gs. File maintenance of Section A Continued will be used to update MPPC data and termination codes. **Note:** A notepad entry must follow file maintenance of the IMCD to make changes permanent for the processing cycle. Notepad and valid change entries are available for review via the Valid Changes/Notepad (VCNP) option in RMS.

3.1.4.1. Add. A unique SGM NSN and its accompanying data will be added to the IMCD; however, this NSN will be omitted from RMS with the processing of next “D200E snapshot” unless a cataloging action has been completed to add the NSN to D043. To add a SGM NSN, a “B” (for blank) must be input on the function line of the file maintenance screen; RMS will then overlay the function code with an “A” for “add.” The user will then input a unique NSN, which is not currently resident on the data base.

3.1.4.1.1. To ensure that the added NSN will be included in the equipment item requirements computation, it must be file maintained following the “D200E snapshot,” but before D200C passes data to D039 to support the AFEMS interface.

To permanently input a new NSN, cataloging action must be made through D043; otherwise, the NSN will drop out of D200C the following processing (computation) cycle.

3.1.4.1.2. Section A. The SGM NSN and its accompanying information (ALC; division; IMS code; ES code; equipment control code (EC); acquisition method code (AMC); AMC expiration date; ERRC code; and unit of issue) may be added to this section.

3.1.4.1.3. Section B. The following data elements may be added to IMCD Section B: standard price, OOU, JTC, actual NSN, and source of supply (SOS). (For NSNs which have been added, the current date is mechanically assigned to the date of last purchase.)

3.1.4.1.4. Section E. Actual NSN data may be added.

3.1.4.2. Change or Add.

3.1.4.2.1. Section A. The following data elements may be changed or added during IMCD file maintenance: Item Name (ITM NM), Budget Control Code, AAC, Administrative Lead Time (ADM), Production Lead Time (PROD), Disposal Deferred Code (DSP DEF), Procurement Agency (PRO AGY), Life Expectancy (LIF EXP), Replacement Criteria Code (RPL CRI), Replacement Factor (RPL FAC), Spares Factor (SP FAC), Technical Data Costs (TECH DATA COSTS), Other Costs (OTHER COSTS), SGM MIEC, Repair Cycle, Repair Location, Sub-System Application, and Defense Industrial Plant Equipment Center (DIPEC) indicator.

3.1.4.2.2. Section A Continued. The following data elements may be changed via IMCD file maintenance: unit costs at buy, budget, and budget + 1; acceptance code; IMS MPC; termination code (TERMINATION CD); and priority 2 quantities.

3.1.4.2.3. Section B. The following data elements may be changed or added to IMCD Section B: EEC; MIEC; standard price (STD PRICE); procurement date (PRCUR DATE); and fuels section data (FUELS SEC).

3.1.4.2.4. Section C. The following data elements may be file maintained; however, changes to IMCD Section C will not affect any other section: IMS total acquired assets and asset loss quantities [SAP, non-reporting, installation, modification, condemnation, Defense Reutilization & Marketing Office (DRMO), and other].

3.1.4.2.5. Section D. IMS repair rate factor, repair criteria code, repair selection code and the past eight quarters of data (in-use asset, condemnation, and reparable generation quantities) may be file maintained.

3.1.4.2.6. Section E. The following data elements may be file maintained. Actual NSN, age group, procurement quantity, annual usage, average life expectancy, maximum life expectancy, and probability of condemnation. Changes to this section will recalculate projected replacements by actual NSN and SGM NSN, as well as, SGM NSN replacement factors and total procurement quantity.

3.1.4.3. Delete. Only SGM NSNs which have been created via file maintenance will be deleted in D200C. SGM NSNs will be deleted via file maintenance by using the function

code of "D." For obvious reasons, none of the IMCD products will contain an action code of "D."

### 3.2. IMCD by Subgroup Master Stock Number.

Figure 3.1. shows a numbered copy of IMCD Section A screen.

Table 3.1. describes each number in sequence:

**Figure 3.1. IMCD**

The screenshot shows the IMCD Section A screen in a terminal window. The screen is divided into several sections with data fields. Numbered callouts (1-22) point to specific fields or sections:

- 1: SGM 3417 01 140 2096
- 2: I&S 3417 01 140 2096
- 3: WR ALC DIV U TMS 3E
- 4: DISPLAY
- 5: AD200.C1 108ZP
- 6: CUB: 25 SEP 02 1250
- 7: ACT C
- 8: AAC J
- 9: MIL SPEC NO
- 10: CENCE1
- 11: 84399000
- 12: EC
- 13: ADPE 0
- 14: ES VC
- 15: ITM NM ENGRAVING MACHINE, P
- 16: MIEC 40F
- 17: REPAIR CYCLE 0
- 18: REPAIR LOCATION DEP FLD CON OTH
- 19: SUB-SYSTEM APPLICATION
- 20: ERRCS
- 21: U/I EA
- 22: DIPEC IND Y

The screen also displays the following text:

```

IMCD ITEM MANAGER CONTROL DATA
SECTION A
BY SUBGROUP MASTER
FY 03/04-07
ITM NM ENGRAVING MACHINE, P

```

--LEAD TIME--		ACQ	AMC	DSP	PRO	LIF	RPL	RPL	SP	TECH	OTHER	
ADM	PROD	PROC	MTH	EXP	DT	DEF	AGY	EXP	CRI	FAC	DATA	COSTS
00	05	05	16	0495	N	AF	24	A	.0417	.00	0	0

At the bottom, there is a status bar with the text: F1=HELP, MSG: 0, >>, 24,7

Table 3.1. IMCD, Sect A

<u>Note</u>	<u>Field Name</u>	<u>Field Description</u>	<u>F/M</u>
1	ACT	Action Code – indicates whether the record was added, changed or deleted	
2	AAC	Acquisition Advice Code of NSN	Add/Change
3	MIL SPEC NO		
4	EC	Code for equipment that requires special controls (i.e., “V” for Vehicles)	Add only
5	ADPE	Code identifying item as ADPE or containing ADPE	
6	ES	Equipment Specialist code	Add/Change
7	LEAD TIME	ALT + PLT = Procurement Lead time	Add/Change
8	ACQ MTH	Acquisition Method Code (AFMC Form 761) and its expiration date	Add only
9	DSP DEF	<b>Disposal Deferred Code</b>	<b>Change only</b>
10	PRO AGY	Procuring agency	Add/Change
11	LIF EXP	Average life expectancy in years	Add/Change
12	RPL CRI	Replacement Criteria Code	Add/Change
13	RPL FAC	Replacement Factor	Add/Change
14	SP FAC	Spares Factor	Add/Change
15	TECH DATA & OTHER COSTS	Costs over and beyond base unit price for tech data or other costs such as mod kits, special adapters, etc. (Tech data cost is a total cost, whereas, Other Costs is a Unit Cost and is multiplied by the QTY)	Add/Change
16	MIEC	Mission Item Essentiality Code	Add/Change
17	REPAIR CYCLE	Average number of days of shop flow time	Add/Change
18	REPAIR LOCATION	“X” under DEP (depot), FLD (field), CON (contractor), OTH (other)	Add/Change
19	SUB-SYSTEM APPLICATION	Application (lower than system designator) for which equipment item supports	

<u>Note</u>	<u>Field Name</u>	<u>Field Description</u>	<u>F/M</u>
20	ERRC	Expendability, Recoverability, Reparability Category	Add only
21	U/I	Unit of Issue	Add only
22	DIPEC IND		Add/Change

The following narratives provide additional descriptions of IMCD Section A data elements.

3.2.1. SGM. Subgroup master NSN is comprised of a four-position numeric FSC, a nine-position National Item Identification Number (NIIN), and a two-position MMAC. File maintenance actions will be taken to add a SGM NSN provided it is a unique NSN (i.e., not currently residing in the data base). *Note:* Cataloging action must be taken to permanently add a NSN (reference [para 2.7](#)).

3.2.2. I&S. Interchangeability and Substitutability Master NSN (reference [para 2.7](#)).

3.2.3. FY. The computation cycle indicator is comprised of the next two FYs following the processing cycle FY, as well as the cycle code. The cycle code corresponds to the processing cycle cutoff month followed by a “U” to specify an update cycle. *See Table 13.5 Note:* The equipment item requirements computation is used to determine and submit budget plans and to execute buy plans. These two FYs represent the buy year and the budget year being planned and executed.

3.2.4. BUD CD CTL. Controlled Budget Code is a file maintainable, ten-position field which is comprised of a two-position numeric BP code, a four-position SMC, and a four-position MPC.

3.2.4.1. BP is used to identify the funding budget program and correlates to the accounting classification subdivision of the appropriation level (reference AFMAN 23-110, V1, P2, C2 [at <http://www.e-publishing.af.mil/shared/media/epubs/PUBS/AF/23/23011001/010202/010202.pdf>]).

The budget code (BC) from the D043 interface at the beginning of each cycle determines the BP that will be reflected before file maintenance actions occur. To ensure the file maintained BP is permanent, the BC must be file maintained in D043. *See* DOD 4100.39M, V10, C3, Table 67 (at <http://www.dlis.dla.mil/PDFs/Procedures/vol10.pdf>) or AFMAN 23-110, V1, P4, C1, Attachment 1A-42 (at <http://www.e-publishing.af.mil/shared/media/epubs/PUBS/AF/23/23011001/010401/010401.pdf>) for the correlation between the BC and BP, as well as the definitions.

3.2.4.1.1. Budget Controlled Code (BUD CD CTL). Used in the IMCD and RAR report to indicate the funds used to support buy and budget requirements. It is comprised of ten positions. Refer to AFMAN 65-604 for additional information on the codes that make up the budget control codes. D039/D200C items use two types of budget control codes.

3.2.4.1.2. Investment Item Budget Control Code. The first two positions of the investment item budget control code represent the BP; this is an overlay from the D043 budget code. The D043 budget code is one position. BP12 is budget code A.



BP84 is budget code M. Preponderance of usage determines the budget code. For example, if the item supports mostly aircraft systems and has less back shop use, then BP12 is applicable. If the BP is file maintained in IMCD, then the corresponding budget code will be changed in D143C.

3.2.4.1.3. Positions three through six represent the Activity Code (AC), which is used to identify the funding line in the President's budget. The BPAC is comprised of the BP and AC. This is an IMS entry (refer to AFMAN 65-604 at <http://www.e-publishing.af.mil/shared/media/epubs/AFMAN65-604.pdf> for applicable BPACs or consult your BP's funds manager).

3.2.4.1.4. Positions seven through ten represent the MPC. This is an IMS entry. The MPC provides a subdivision of the accounting classification below the BPAC level. The MPC can be assigned to individual items by the BP's funds manager. When the IMS is not sure which MPC to use, it is advisable that the BP funds manager be consulted.

3.2.4.1.5. O & M (Operations and Maintenance) Item Budget Control Code. This budget control code indicates that beginning in FY06 O&M funding will be used to support the buy and budget requirements. Positions one through six represent the BPAC. Positions one through three represent the three digits (638) Element of Expense Investment Code (EEIC) where the MAJCOM support equipment O&M resides. Position four through six represent the first three digits of the previous investment BPAC (i.e., 120, 822, 837, 841, 844, etc.). If the item is new, positions four and five in the O&M BPAC are based on the preponderance of usage.

3.2.4.2. The SMC is used as a method of identifying the item for which support is provided; however, the activity code, which indicates the funding line in the President's Budget, is to be maintained in this field (a BPAC is comprised of BP and SMC). The BPAC Master List is published periodically by USAF/FM (reference AFMAN 65-604, *Appropriation Symbols and Budget Codes* at <http://www.e-publishing.af.mil/shared/media/epubs/AFMAN65-604.pdf>).

3.2.4.3. MPC identifies major elements of a weapon system and is used in the submission of financial estimates of direct acquisition cost for selected weapon systems, as well as, financial plans and budget estimates on a conventional basis. The MPC provides a subdivision of the accounting classification below the BPAC level. Reference DFAS-DE 7010.1-R, *General Accounting and Finance Systems at Base Level* (at <https://dfas4dod.dfas.mil/library/pubs/70101R/dfasde70101r.pdf>).

3.2.5. CUR. Current calendar date and military time appear in this block.

3.2.6. UPDATED. Calendar date and military time of the last file maintenance transaction made against the NSN for the processing cycle. Blanks indicate that no file maintenance action has been taken.

3.2.7. AS OF. The processing cycle cutoff date is 31 Dec, 31 Mar, 30 Jun, or 30 Sep of the applicable CY.

3.2.8. ITM NM. Item name is a 19-position element which describes the NSN.



3.2.9. ACT. Action code indicates the type of file maintenance action which was used to alter the data, where, “A” indicates a NSN has been added; “C” indicates data has been changed; and a blank action code indicates no file maintenance has been accomplished. **Note:** An “X” indicates that I&S restructuring has taken place.

3.2.10. AAC. AAC is a one-position alphabetic code indicating how and under what restrictions an item of supply will be acquired. These codes, as applicable to the IM SC&D system, are used primarily to determine the stocked versus non-stocked breakouts of various management products produced by the system. The predominant AAC used in the RMS for equipment items is code “J” (non-stocked, centrally procured). Consult DoD 4100.39-M, V10, Table 58, (at <http://www.dlis.dla.mil/PDFs/Procedures/vol10.pdf>) or AFMAN 23-110, V1, P4, C1, Attachment 1A-54 (at <http://www.e-publishing.af.mil/shared/media/epubs/PUBS/AF/23/23011001/010401/010401.pdf>), *Federal Logistics Information System (FLIS) Procedures Manual*, for description of other AACs.

3.2.11. MIL SPEC NO. Military Specification Number is the first 16 positions of the reference number logistics. A military specification is a document which provides performance specifications and materiel requirements.

3.2.12. EC. Equipment Code (EC) is used to denote equipment items which require special controls and reporting. Reference AFMAN 23-110, V2, P2, C3, Table 3A1.21 (at <http://www.e-publishing.af.mil/shared/media/epubs/PUBS/AF/23/23011002/020203/020203.pdf>). “V” (vehicles) is the predominant non-blank equipment code in D200C. The EC will be blank if none of the referenced codes apply.

3.2.13. ADPE. ADPE code identifies an item of ADPE, or an item containing ADPE, regardless of assigned federal stock class. Reference AFMAN 23-110, V1, P4, C1, Attachment 1A-57 (at <http://www.e-publishing.af.mil/shared/media/epubs/PUBS/AF/23/23011001/010401/010401.pdf>) for additional information.

3.2.14. ES. Two-position Equipment Specialist (ES) code which originated from the D043 system.

3.2.15. LEAD TIME. Lead time plays an extremely important role in the computation of equipment items. Lead time will only be file maintained on an I&S Master NSN. Procurement lead time (also known as acquisition lead time) is comprised of administrative and production lead time, and is used by the system to determine buy and budget program positions.

3.2.15.1. ADM. Administrative Lead time (ALT) is the period of time (in whole months) from the initiation of a purchase request/military interdepartmental purchase request (PR/MIPR) to date of contract or purchase order award. Every effort will be made to maintain realistic ALT values in the system. ALT must be reviewed and validated whenever an item computes a buy, termination, or repair requirement. In D200C, ALT has the standard value of “00” if a contract can be awarded by the fourth quarter of the funding year. ALT greater than the standard value of zero will be justified (and will be file maintained in RMS) when a contract cannot be awarded by the fourth

quarter of the funding year (appropriation FY). Use the most recent PR/MIPR to determine ALT, unless the following exceptions apply.

3.2.15.1.1. When the latest PR/MIPR was processed on an urgent or expedited basis or when the ALT experience is not considered realistic, use the last representative ALT or the ALT of a like item. Do not include unusual delays, such as funding freezes, extensive rework time, etc.

3.2.15.1.2. When an incremented contract, multi-year, or other such contract that provides for subsequent options or orders, is available, base ALT on the time required to place the order or to exercise the option. **Note:** Before contract expires, ALT must be adjusted to reflect time required to obtain new or additional contract coverage. This adjustment must occur “full ALT” before contract expiration.

3.2.15.1.3. ALT for first time replacement buys will be based on similar items which have an established acquisition history.

3.2.15.2. PROD. Production Lead time (PLT) is the time between the date of contract award (or purchase order) and the date of the first delivery of the production quantity. The production lead time default in RMS is seven months if PLT data is blank. PLT must be reviewed and validated whenever an item has a computed buy, termination, or repair requirement. In the absence of J041 mechanized input, PLT will be derived from the following sources.

3.2.15.2.1. The latest acquisition history or other valid data available to the ALC will be used to determine PLT. When actual item history does not support the lead time input to RMS, sufficient justification must be documented in the item records for management reviews and audits.

3.2.15.2.2. Contractor quotes of PLT may be used instead of actual history, but do not use contractor quotes if they are not realistic. If contractor quotes of PLT are available but not used, document the justification for not using them. Contractor’s quotes passed to RMS D200E from J041 include 15 days for transportation time.

3.2.15.2.3. For a new item, PLT will be obtained from the contractor through local contracting and manufacturing representatives, or from a similar item which has an established PLT.

3.2.15.2.4. Develop PLT as follows.

3.2.15.2.4.1. Calculate the number of days between date of contract/purchase order award and date of first delivery. If this number is derived from a contractor’s quote, add 15 days to in transit time.

3.2.15.2.4.2. Divide the result by 30 (days in a month). Consider the result (number of months) as PLT months.

3.2.15.3. PROC. Procurement Lead time (also known as Acquisition Lead time) is the summation of administrative and production lead-times. This sum must be less than 100 months or file maintenance against administrative and production lead-times will not pass system edits and will not be accepted. The acquisition lead time field is not file maintainable.

3.2.16. ACQ MTH. Acquisition Method Code (AMC) is a two-position code which indicates whether an item is eligible for competitive or direct (sole source) manufacturer procurement, and identifies the amount of technical screening applicable. This field is comprised of acquisition method code followed by acquisition method suffix code. An acquisition method code of “1” or “2” indicate competitive procurement; whereas, “3” or “4” indicates sole source procurement from a single manufacturer is justified. Reference AFMAN 23-110, V1, P4, C1, Attachment (Atch 1A-50 (at <http://www.e-publishing.af.mil/shared/media/epubs/PUBS/AF/23/23011001/010401/010401.pdf>), and DoD 4100.39-M, Vol10, Table 71.

3.2.16.1. AMCs reflect the decision of the PICA as to the techniques of purchasing to be employed from a planned procurement review. These codes originate from Federal Logistics Information System (FLIS) and have the following data flows to the equipment subsystem: FLIS - D043, - D200E, and - D200C.

3.2.16.2. Acquisition Method Suffix Code (AMSC) provides supplementary information indicating the primary reason why the acquisition method code was assigned for procurement. Reference AFMAN 23-110, V1, P4, C1, Atch 1A-50 (at <http://www.e-publishing.af.mil/shared/media/epubs/PUBS/AF/23/23011001/010401/010401.pdf>) for the applicable suffix codes.

3.2.17. AMC EXP DT. Acquisition Method Code Expiration Date is the month and year that the acquisition method code becomes invalid. The expiration date is a four-position field in the format MMY Y and originates in FLIS. **Note:** If no AMC applies, the AMC expiration date is 0000.

3.2.18. DSP DEF. The existence of an Item DDC (other than “N” or blank) indicates that the normal disposal action of excess wholesale assets is to be deferred. Assets are classified as directed-to-hold if the item DDC is other than “N” or blank. Reference [Table 13.9](#) and AFMAN 23-110, V3, P1, C9 (at <http://www.e-publishing.af.mil/shared/media/epubs/PUBS/AF/23/23011003/030109/030109.pdf>) and or the applicable codes, definitions, and uses.

3.2.19. PRO AGY. Procurement agency is a two-position code which is file maintained to denote the agency having procurement cognizance/responsibility. The RMS DED contains codes under the logical name. The physical (database element) name is PRCUR-AGCY. Reference [Table 13.13](#) for the RMS Data Element Dictionary (DED) definitions.

3.2.20. LIF EXP. Average life expectancy is the anticipated age, expressed in years, at which items will be retired from inventory due to declining performance and/or excessive repair costs.

3.2.21. RPL CRI. Replacement criteria code (RCC) indicates the technique to be used in computing replacement requirements. At least two quarters of in-use history with an average of ten or more assets, and at least one quarter of condemnations greater than zero is required for D039 to mechanically compute replacement quantities. Reference [Table 13.18](#) for a list of RCCs and their definitions.

3.2.22. RPL FAC. Replacement Factor is the percentage (expressed as a decimal) of the authorized assets that will need replacement during a given period. These replacement requirements are expected to result from anticipated field and/or depot-level condemnations.

The SGM replacement factor is computed as follows if adequate condemnation and in-use history data exist. The sum of eight quarters' condemnation quantities for each NSN in the subgroup is divided by the sum of eight quarters' in-use asset quantities for each NSN in the subgroup, and the result is multiplied by four. Replacement factors are to be file maintained for replacement criteria codes A and G. **Note:** The computer will assign a replacement factor of zero for the following reasons: if the equipment code is "V" (vehicle); if inadequate condemnation and in-use history data is available or if the replacement criteria code is B, D, E, F, H, or blank.

3.2.23. SP FAC. Spares Factor is a percentage expressed as a decimal, applied (or to be applied) to budget dollars for initial spare parts for maintenance -- do not confuse this with budgeting spare end items. The spares factor is expressed as a percentage of the unit cost of the end item. If the item will be acquired from competitive sources, or under military specifications, the spares factor will be used to budget for spare parts. If, when awarded, it is determined that the item will be identical or similar to an item already in the inventory, actual dollars budgeted for spare parts can be re-budgeted.

3.2.24. TECH DATA COSTS. Technical data cost is the dollar cost for technical-data publication requirements and is not a unit but rather a total cost for acquisition.

3.2.25. OTHER COSTS. Any other costs that are not included in the standard price or technical data costs. "Other costs" is based upon cost per each unit.

3.2.26. MIEC. Mission Item Essentiality Code of the SGM NSN. **Note:** The MIEC of the actual NSN is displayed and file maintainable in IMCD Section B.) MIEC is a three-position code assigned to each NSN. The MIEC is comprised of sub codes denoting system essentiality, equipment essentiality, and organizational essentiality. These essentiality codes will be used to allocate resources, by weapon system importance, at the NSN level. Essentiality criteria will be used to justify and to allocate funds, to help in the scheduling of items for repair, and to identify those items that are to be included in WRM stocks. The D200C system default for MIEC is "6DG."

3.2.26.1. SEC. System Essentiality Code (SEC), also known as the application essentiality code, is the first position of the MIEC and is computed using MDS. SEC discrete values are one through seven (system default is 6). Reference [Table 13.19](#) for the applicable definitions.

3.2.26.1.1. For conventional munitions equipment, the SEC is based on the highest priority value of the weapon system on which it is carried. For communications-electronics (C-E) equipment, the SEC is assigned to the application using the system networks. For support equipment, the SEC is based upon the highest numeric SEC of the aircraft/missile/engine to which it can be related.

3.2.26.1.2. Once a year, the HQ OPR receives a list of weapon system (aircraft and missile) MDSs with their SECs from the HQ USAF Logistics Support Priority (LSP) computation. For applications other than aircraft and missiles (such as trainers and simulators), these applications will be related back to weapon systems (aircraft and missiles) whenever possible. Use the highest ranking SEC of the weapon systems.

3.2.26.2. Equipment Essentiality Code (EEC). EEC (the second position of the MIEC) is the equipment essentiality for aircraft and missile components, C-E equipment and support equipment.

3.2.26.2.1. Valid equipment essentiality codes are A, B, C, or D (default is D). Reference [Table 13.6](#) for equipment essentiality code definitions.

3.2.26.2.2. The EEC needs to be file maintained if any value except the default value “D” is needed. This code represents the importance of the NSN to the mission. An EEC of “A” indicates that no mission can be completed without this NSN. “B” indicates that the majority of missions could not function without the item. “C” indicates that some missions could not function. “D” indicates that the peacetime mission could not function without this item. The best way to file maintain the EEC is to use it as a heuristic to rank the importance of the item to the overall end mission whether this is a weapon system, a maintenance shop, a network, etc.

3.2.26.3. Organizational Essentiality Code (OEC). The OEC is the third position of the MIEC and is derived from the priority of the organization which is represented in the allocation priority. The OEC must be “E” (critical for operation), “F” (impairs operation), or “G” (not critical for operation). The default is “G.” (Organizational essentiality code of “M” does not apply to ALC-managed equipment items; it is for FMS-peculiar applications and can only be used with SEC 7 and EEC M.) Reference [Table 13.12](#)

3.2.26.4. Computation of the MIEC. The MIEC will be weighted using individual authorizations and summarized first to actual NSN, then to the SGM level, and last to I&S master if an I&SG is applicable. The MIEC will be recomputed quarterly (initial cycle) with file maintenance following the initial cycle.

3.2.26.4.1. MIEC is computed in D200C after authorization and asset data is received from its interface with D039. MIEC for each SGM (except I&S master) is the average of actual NSN MIEC priorities which have been weighted by total actual NSN authorized quantities. The MIEC for the I&S master is the average of the SGM MIEC priorities weighted by the total authorizations for each SGM.

3.2.26.4.2. MDS, authorized quantity, and allocation priority are obtained by NSN from Peacetime Authorization, WRM Authorization, and Additive Requirement database tables for use in MIEC computations (forecast data is not included). If MDS is obtained from either Peacetime Authorization table or from Additive Requirement table and the MDS does not equal the program’s previous MDS, one or more of RMS’s three Application/Program/Indenture (API) database tables (Standard Designator, Standard Program Designator, and/or MIEC Priority) are accessed to compute the system essentiality code portion of MIEC.

3.2.26.4.3. MIEC is updated in the Item Cycle database table by NSN and in the Computation Subgroup table by SGM and I&S master NSN.

3.2.27. REPAIR CYCLE. This file maintainable field is an information entry which reflects the number of days required by maintenance to restore an item to serviceable condition. Repair cycle time reflects the number of days involved as the reparable item passes through all stages, from the time of its removal as unserviceable until it is restored to a serviceable condition.

3.2.28. REPAIR LOCATION. An “X” will appear in the following file maintainable fields (depot, field, contractor, other) to indicate all applicable categories of repair locations.

3.2.28.1. DEP ERRC is “S” and a depot is the technology repair center.

3.2.28.2. FLD ERRC is “S” or “U” and limited field repair is possible.

3.2.28.3. CON. Contract exists for contractor repair.

3.2.28.4. OTH. AF repair capability has been established at locations other than a depot, base, or contractor site (i.e. other services).

3.2.29. SUB-SYSTEM APPLICATION. This file maintainable field identifies the application(s) (lower than the MDS) for which an item is required or which the NSN supports.

3.2.30. ERRC. ERRC codes for centrally-procured equipment-type items are “S” and “U” which means that these items are non-expendable, repairable items. ERRC code “S” corresponds to ERRC designator of “ND2” which supports depot-level condemnation. ERRC code “U” (with ERRC designator of “NF2”) permits intermediate-level condemnation. The first position of the ERRC designator identifies the expendability of the item (X = expendable, N = non-expendable); the second position identifies the highest authorized repair level (B = user, F = Field, D = depot).

3.2.31. U/I. Unit of Issue is the physical measurement, the count, or when applicable, the container or shape of an item for purposes of requisitioning by, and issue to, the end user. The U/I is that element of catalog management data to which the unit price is ascribed. For equipment items, the predominant unit of issue is “EA” (each). Reference AFMAN 23-110 V1, P4, C1, Attachment 1A-6 (at <http://www.e-publishing.af.mil/shared/media/epubs/PUBS/AF/23/23011001/010401/010401.pdf>) for a complete list of unit of issue codes.

3.2.32. DIPEC IND. Defense Industrial Plant Equipment Center Indicator is a one position alphabetic character used to indicate items subject to DIPEC cognizance. Valid codes are “Y” and “N.” “Y” coded NSNs are subject to DoD visibility and control by annual status reporting to the DIPEC; these items are not subject to procurement, disposal, or repair without prior DIPEC authorization.

**3.3. IMCD Continued-RIAR Data by SGM.** The MPPC report is updated through many of the fields in this section. In addition, several of the fields will be periodically updated via overlays from ERS, when the NSN’s funding and buy list quantities are managed within ERS. Figure 3.2. shows a numbered copy of IMCD Section A, Continued and Table 3.11. provides a brief definition of these elements. The notes below describe each number in sequence:



Figure 3.2. IMCD, Sect A cont'd

Senior Terms Office - [R062WP]

DISPLAY AD200.C12108ZP

IMCD ITEM MANAGER CONTROL DATA CUR: 25 SEP 02 1328

SECTION A CONTINUED UPDATED: 19 SEP 02 0828

RIAR DATA BY SGM AS OF: 30 JUN 02

FY 03/04-07 ITM ENGRAVING MACHINE,P

BUD CD CTL 8439900000

WR ALC DIV V IMS 3E

UNIT COST BUY	28784	IMS MPC	3990
UNIT COST BUD	29313	ACCEPTANCE CD	A
UNIT COST BUD+1	29842	TERMINATION CD	
BUY ADJ NET RQT QTY PRI-2	0	CHG IND DTL	Y
BUD ADJ NET RQT QTY PRI-2	0	CHG IND RIAR	*
BUD +1 ADJ NET RQMT PRI-2	0	COMP REPL CRIT CD	A
AFR BUY QTY PRI-2	0		
AFR BUD QTY PRI-2	0		
AFR BUD+1 QTY PRI-2	0		
ANG BUY QTY PRI-2	0		
ANG BUD QTY PRI-2	0		
ANG BUD+1 QTY PRI-2	0		
COMP REPL FAC			

-----COMP SGM REPL FACTORS - SECTION E-----

.0417 03 0.0000 04 0.0000 05 0.0000 06 0.0000 07 0.0000 08 0.0000

CMD: F1=HELP F10=DONE MSG:

0 >> 24,7

**Table 3.2. IMCD, Sect A cont'd**

<u>Note</u>	<u>Field Name</u>	<u>Field Description</u>	<u>F/M</u>
1	UNIT COST BUY	Unit cost for the Buy year (Escalated or Firm)	Add/Change
	UNIT COST BUD	Unit cost for the Bud year (Escalated or Firm)	Add/Change
	UNIT COST BUD+1	Unit cost for the Bud+1 year (Escalated or Firm)	Add/Change
2	BUY ADJ NET RQT QTY PRI-2	Portion of the Buy adjusted net RQMT that will not be funded during the Buy year	Add/Change
	BUD ADJ NET RQT QTY PRI-2	Portion of the Bud adjusted net RQMT that will not be funded during the Bud year	Add/Change
	BUD+1 ADJ NET RQT QTY PRI-2	Portion of the Bud+1 adjusted net RQMT that will not be funded during the Bud+1 year	Add/Change
3	AFR BUY QTY PRI-2	Portion of the AFR Buy adjusted net RQMT that will not be funded during the Buy year	Add/Change
	AFR BUD QTY PRI-2	Portion of the AFR Bud adjusted net RQMT that will not be funded during the Bud year	Add/Change
	AFR BUD+1 QTY PRI-2	Portion of the AFR Bud+1 adjusted net RQMT that will not be funded during the Bud+1 year	Add/Change
4	ANG BUY QTY PRI-2	Portion of the ANG Buy adjusted net RQMT that will not be funded during the Buy year	Add/Change
	ANG BUD QTY PRI-2	Portion of the ANG Bud adjusted net RQMT that will not be funded during the Bud year	Add/Change
	ANG BUD+1 QTY PRI-2	Portion of the ANG Bud+1 adjusted net RQMT that will not be funded during the Bud+1 year	Add/Change
5	IMS MPC	Last 4 digits of Budget Control Code	Add/Change
6	ACCEPTANCE CD	A: Accepted for AF use; B: Not yet accepted for AF use	Add/Change
7	TERMINATION CD	Reason code for termination, reduction, or non-termination of the funded on order assets	Add/Change
8	CHG IND DTL	Shows a "Y" if IMCD or RAR data was updated	
9	CHG IND RIAR	Shows an "*" (asterisk) if WS or IMCD Sec A Cont. was updated	
10	COMP REPL CRIT CD	RCC code from IMCD, Sect A	Add/Change

3.3.1. UNIT COST BUY. This element reflects the unit cost at the buy position. This cost will be reflected on the MPPC report. If the NSN is in ERS, this field will be periodically updated from ERS mass file maintenance actions.

3.3.2. UNIT COST BUD. This element reflects the unit cost at the budget position. This cost will be reflected on the MPPC report. If the NSN is in ERS, this field will be periodically updated from ERS mass file maintenance actions.



3.3.3. UNIT COST BUD + 1. This element reflects the unit cost at the budget +1 position. **Note:** Budget+1 refers to one year beyond the budget position. This cost will be reflected on the MPPC report. If the NSN is in ERS, this field will be periodically updated from ERS mass file maintenance actions.

3.3.4. BUY ADJ NET RQMT QTY PRI-2. This element reflects the priority 2 adjusted net buy requirement quantity. This is the quantity which will not be funded in the buy year, but will be deferred until the following year; therefore, this quantity will become an addition to the budget-position requirement. **Note:** If the priority 2 adjusted net buy requirement quantity is zero, the system will treat all of the adjusted net buy requirement quantity as priority 1. This quantity will be reflected on the MPPC report. If the NSN is in ERS and the funded buy quantity is managed in ERS, this field will be mechanically updated from ERS in a mass file maintenance action after the initial buy list is finalized for the March Update Computation cycle. This field is only mechanically file maintained once during the March WS file maintenance window.

3.3.5. BUD ADJ NET RQMT QTY PRI-2. This element reflects the priority 2 adjusted net budget requirement quantity. This is the quantity which will not be funded in the budget year, but will be deferred until the following year; therefore, this quantity will become an addition to the budget +1 requirement. **Note:** If the priority 2 adjusted net budget requirement quantity is zero, the system will consider all of the adjusted net budget requirement quantity as priority 1. This quantity will be reflected on the MPPC report. If the NSN is in ERS and the funded buy quantities is managed in ERS, this field will be mechanically updated from ERS in a mass file maintenance action after the initial buy list is finalized for the March Update Computation cycle. This field is only mechanically file maintained once during the March WS file maintenance window.

3.3.6. BUD+1 ADJ NET RQMT PRI-2. This element reflects the priority 2 adjusted net budget +1 requirement quantity. This is the quantity which will not be funded in the budget +1 year, but will be deferred until the following year, therefore, the priority 2 adjusted net budget +1 requirement quantity will become an addition to the budget +2 requirement. **Note:** If this priority 2 quantity is zero (the system default), the RMS will consider the entire adjusted net budget +1 requirement as priority 1. This quantity will be reflected on the MPPC report. If the NSN is in ERS and the funded buy quantities is managed in ERS, this field will be mechanically updated from ERS in a mass file maintenance action after the initial buy list is finalized for the March Update Computation cycle. This field is only mechanically file maintained once during the March WS file maintenance window.

3.3.7. AFR BUY QTY PRI-2. This element reflects the priority 2 AFR (MAJCOM code "0M") adjusted net buy requirement quantity. This quantity will be reflected on the MPPC report.

3.3.8. AFR BUD QTY PRI-2. Priority 2 AFR (MAJCOM code "0M") adjusted net budget requirement quantity. This quantity will be reflected on the MPPC report.

3.3.9. AFR BUD +1 QTY PRI-2. Priority 2 AFR (MAJCOM code "0M") adjusted net budget +1 requirement quantity. This quantity will be reflected on the MPPC report.

3.3.10. ANG BUY QTY PRI-2. Priority 2 ANG (MAJCOM code "4Z") adjusted net buy requirement quantity. This quantity will be reflected on the MPPC report.

3.3.11. ANG BUD QTY PRI-2. Priority 2 ANG (MAJCOM code “4Z”) adjusted net budget requirement quantity. This quantity will be reflected on the MPPC report.

3.3.12. ANG BUD+1 QTY PRI-2. Priority 2 ANG (MAJCOM code “4Z”) adjusted net budget +1 requirement quantity. This quantity will be reflected on the MPPC report.

3.3.13. COMP REPL FAC. This is the computation replacement factor which was used in the most recent equipment item requirements computation.

3.3.14. IMS MPC. IMS Materiel Program code is a four-position alphanumeric field which is file maintained by the IMS to affect only the MPC on the MPPC report. If not file maintained, the IMS MPC will be the same as the last four positions of the Controlled Budget Code. The MPC is applicable to the Investment Budget Control Code. It provides a subdivision of the accounting classification below the BPAC level. It can be assigned to individual items by the BP’s funds manager.

3.3.15. ACCEPTANCE CD. Acceptance code is an element which will be file maintained to affect the MPPC. Valid codes are “A” (item accepted for AF use) and “B” (items still under development; therefore, not yet accepted for AF use). This field will be reflected on the MPPC report.

3.3.16. TERMINATION CD. Termination code is a file maintainable one-position alphabetic data element which indicates the reason for taking termination/reduction or non-termination action of funded/on-order assets. This termination code also appears on the IA product. A termination code must be entered for any item on the initial termination list. All items computing a termination quantity as a result of the initial, updated, or final computation cycles must have a termination code file maintained and must be included within the Quarterly Termination Report. For more information on the Quarterly Termination Report and specific termination codes, see [Chapter 8](#) and [Table 13.20](#)

3.3.17. CHG IND DTL. Change indicator Detail will have a value of “Y” or blank depending on the file maintenance activity that has taken place in D200C for the designated processing cycle. A “Y” indicates that file maintenance actions have been made to the IMCD, RAR, or I&S restructure.

3.3.18. CHG IND RIAR. Change indicator RIAR will have a value of “\*” or blank depending on the file maintenance activity that has taken place in the system during the designated update cycle. An asterisk indicates that file maintenance actions have been made to WS or RRD and/or IMCD Section A Continued for the MPPC.

3.3.19. COMP REPL CRIT CD. This is the replacement criteria code which was used in the most recent equipment item requirements computation.

3.3.20. COMP SGM REPL FACTORS-SECTION E. These are the PULE replacement factors which were computed in the most recent equipment item requirements computation.

**3.4. IMCD -By Actual Stock Number.** This section contains cataloging and fuels data which will be filed maintained by actual NSN. Fuels section data is to be manually input since no mechanical source is available for the data. The following data elements represent the latest cataloging data available from RMS D200E and are described below: PICA/Nonconsumable Item Materiel Code (NIMSC) and EFF DATE, SICA/NIMSC, HAZARD MAT CD, and Precious Metals Indicator Code (PM). All other IMCD Section B cataloging data is as current as

the D200E snapshot. Figure 3.3 shows a numbered copy of IMCD Section B. Table 3.3 describes each number in sequence:

**Figure 3.3. IMCD, Sect B**

The screenshot shows a terminal window titled "Smart Term Office - [RDB2WP]" with a menu bar (File, Edit, View, Tools, Properties, Connection, Window, Help) and a toolbar. The main display area contains the following text:

DISPLAY  
IMCD ITEM MANAGER CONTROL DATA  
SECTION B  
BY ACTUAL STOCK NUMBER  
FY 03/04-07  
BUD CD CTL 8439900000  
AD200.C13108ZP  
CUR: 26 SEP 02 0744  
UPDATED: 19 SEP 02 0828  
AS OF: 30 JUN 02  
ITM NM ENGRAVING MACHINE,P

SGM 3417 01 140 2096  
I&S 3417 01 140 2096  
WR ALC DIV V IMS 3E

ACT ACTUAL STK NO  
3417011402096

OOU JTC SOS M NIMSC DATE  
AAA FLZ A FLZ F 90344

P PICA/ EFF  
D

EEC  
D

MIEC  
4DF

STD PRICE  
27838

PRCUR  
DATE  
01271

SEC B PART 2 MISC DATA  
ACTUAL STK NO  
3417011402096

-----SICA/NIMSC-----

HAZARD  
MAT CD  
N

-----FUELS SEC-----  
CD RATE MEAS  
.0

CMD: F1=HELP F10=DONE MSG:

0 >> 24,7

Numbered callouts (1-11) are placed over the data fields as follows:

- 1: OOU
- 2: JTC
- 3: SOS
- 4: M
- 5: EEC
- 6: MIEC
- 7: STD
- 8: PRICE
- 9: ACT
- 10: HAZARD
- 11: FUELS SEC

**Table 3.3. IMCD, Sect B**

<b>Note</b>	<b>Field Name</b>	<b>Field Description</b>	<b>F/M</b>
1	OOU	Order of use	
	JTC	Jump to code	
2	SOS	Source of Supply	
3	PM	Precious Metals Indicator code	
4	PICA/NIMSC	Location of PICA & NIMSC	
	EFF DATE	Julian date which the NIMSC data is effective	
5	EEC	Equipment Essentiality Code, (2 <sup>nd</sup> position of MIEC)	Add/Change
6	MIEC	Mission Item Essentiality Code	Add/Change
7	STD PRICE	Latest Acquisition cost + 3% FDT; Estimated price + 3%	Add/Change
8	PROC DATE	Either the Julian date of last purchase or date estimate was provided	Change only
9	SICA/NIMSC	Lists applicable SICA SOS and NIMSC	
10	HAZARD	Hazardous Materiel Code	
	MAT CD		
11	FUELS SEC	Fuels section	
	CD	Code indicates type of ground fuel used (D: Diesel; G: Gasoline; J: Jet)	Add/Change
	RATE	Rate at which fuel is consumed	Add/Change
	MEAS	Manner in which fuel consumption is determined (H: Gallons per hour; K: Kilometers per liter; M: Miles per gallon)	Add/Change

3.4.1. ACT. Action code indicates the type of file maintenance action which was used to alter the data, where, “A” indicates a NSN has been added and “C” indicates data has been changed.

3.4.2. ACTUAL STK NO. Actual NSN (reference [para 2.7.1](#)). **Note:** A NSN, which has no interchangeability and substitution relationship to any other NSN in the I&S program, is considered a “bachelor” NSN, and is treated as if it is both the SGM NSN and the I&S master NSN.

3.4.3. OOU. Order of Use code (reference [paras 2.7.2](#) and [2.7.3](#)).

3.4.4. JTC. Jump to code (reference [paras 2.7.2](#) and [2.7.3](#)).

3.4.5. SOS. Source of Supply is a routing identifier code which specifies a supply and distribution organization or a requisition processing point, a military service or government ownership and location. For explanation of codes, reference DoD 4100.39-M, V10, C4, Table 103(at <http://www.dlis.dla.mil/PDFs/Procedures/vol10.pdf>).

3.4.6. PM. A Precious Metals indicator code identifies the precious metal content of an item. This knowledge will assist DRMO in reclamation of precious metals at the time the materiel is turned in. Code “A” indicates the item contains no known precious metals. Reference DoD 4100.39-M, V10, C4, Table 160 (at

<http://www.dlis.dla.mil/PDFs/Procedures/vol10.pdf>) and AFMAN 23-110, V6, C4, Table 4.1. (at <http://www.e-publishing.af.mil/shared/media/epubs/PUBS/AF/23/23011006/060004/060004.pdf>).

3.4.7. PICA/NIMSC. The PICA code is a three-position alphanumeric code which identifies the location of the PICA and is used in the IMCD report. It is part of the PICA/NIMSC field. The PICA is synonymous with the source of supply. The PICA has authority to catalog, procure, dispose, depot repair, stock and distribute. For description of Source of Supply (SOS) codes, reference DoD 4100.39-M, V10, C4, Table 103 (located at <http://www.dlis.dla.mil/PDFs/Procedures/vol10.pdf>). NIMSC is a one-position alphabetic code which identifies the service performing depot maintenance for the PICA. Reference DoD 4100.39-M, V10, C4, Table 107 (located at <http://www.dlis.dla.mil/PDFs/Procedures/vol10.pdf>) for the applicable PICA/NIMSC codes and definitions.

3.4.8. EFF DATE. Effective Date is the Julian date on which the NIMSC data is effective.

3.4.9. EEC. Equipment Essentiality Code of the actual NSN. This file-maintainable EEC will be used each time a weighted MIEC is computed. Reference **Table 13.6** for additional information and description of valid codes.

3.4.10. MIEC. Mission Item Essentiality code assigned to the actual NSN is a file-maintainable three-position field (reference **para 3.2.26**). The MIEC is computed for the actual NSN.

3.4.11. STD PRICE. Standard Price of the actual NSN is a file-maintainable field which is represented in whole dollars (no cents). **Note:** The standard price includes a three percent (3%) FDT cost. If the NSN is in ERS, the IMS no longer file maintains this field directly in D200C. Instead the Standard Price is calculated in ERS and then overlaid back to D200C (but this only applies to the NSNs in ERS).

3.4.12. PROCUR DATE. Procurement Date is a Julian date in the format YYDDD which reflects either the J041 date of last purchase or the last date standard price was file maintained, whichever is most current. If the NSN is in ERS, the IMS no longer file maintains this field. It is now file maintained within ERS and fed back to D200C (but this only applies to the NSNs in ERS).

#### 3.4.13. PART 2 MISC DATA.

3.4.13.1. ACTUAL STK NO. Actual Stock Number.

3.4.13.2. SICA/NIMSC. This field lists SOS and type of support data for AF, Army, Marine, and/or Navy SICAs. This field consists of a three-position SOS code which identifies a SICA and its geographic location, followed by a one-position numeric NIMSC code which identifies the degree of support received by the SICA. For a listing of SOS codes, reference DoD 4100.39-M, V10, C4, Table 103; for a listing of SICA codes, reference Table 107(at <http://www.dlis.dla.mil/PDFs/Procedures/vol10.pdf>).

3.4.13.3. HAZARD MAT CD. Hazardous Materiel code is a two-position code which identifies explosives and other dangerous articles which require special handling in shipment as freight. Reference DoD 4100.39-M, V10, C4, Table 49 (at <http://www.dlis.dla.mil/PDFs/Procedures/vol10.pdf>).



3.4.13.4. FUELS SEC. Fuels Section data is not supplied by an external source, but is file maintainable by the user to provide the following data.

3.4.13.4.1. CD. Fuels code is a one-position alphabetic code which indicates the type of ground fuel used for the corresponding actual NSN: diesel (D), gasoline (G), or jet (J). Reference AFMAN 23-110, V2, P2, C3, Table 3A1.59 (at <http://www.e-publishing.af.mil/shared/media/epubs/PUBS/AF/23/23011002/020203/020203.pdf>).

3.4.13.4.2. RATE. Fuel rate is used in conjunction with fuel measure to indicate the rate at which fuel is consumed. Fuel rate is a four-position numeric field in the format 999.9.

3.4.13.4.3. EAS. Fuel measure is an alphabetic code which indicates the manner in which fuel consumption is determined: gallons per hour (H), kilometers per liter (K), or miles per gallon (M).

**3.5. IMCD .** This section contains asset history data by actual NSN as well as summary data by SGM NSN. Data for the current processing cycle will be loaded following the D039/AFEMS interface which supplies data to D200C; therefore, IMCD Section C data will be loaded concurrently with RAR data. If the RAR has not yet been loaded for the current processing cycle, IMCD Section C will contain the previous processing cycle's data with the message "DATA FROM PREVIOUS QUARTER" under the item name. Figure 3.4. shows a numbered copy of IMCD Section C. **Table 3.4** describes each number in sequence.

**Figure 3.4. IMCD, Sect C**

```

SmartTerm Office - [RD62WP]
File Edit View Tools Properties Connection Window Help
[Icons]

                DISPLAY                                AD200.C14108ZP
            IMCD ITEM MANAGER CONTROL DATA          CUR: 26 SEP 02 0746
                SECTION C                          UPDATED: 19 SEP 02 0828
SGM 3417 01 140 2096      ASSET HISTORY BY ACTUAL STK NR  AS OF: 30 JUN 02
I&S 3417 01 140 2096      FY 03/04-07                ITM NM ENGRAVING MACHINE,P
WR ALC   DIV V  IMS 3E      BUD CD CTL 8439900000

ACT      ACTUAL STOCK NUMBER      1  TOTAL LOSSES      2  TOTAL AVAIL      3  TOTAL ACQUIRED      4  IMS TOT
3417011402096      11      30      41      10
SAP N/RPT INSTL MOD  CNDM  DRMO  OTHER IN SVC  SERV  TOC  UNSERV FND/00
  0   1   0   0   5   0   5      29   0   0   1   6
-----AFEMS REPORTED DATA-----
  0   1   0   0   0   0   5

SGM TOTALS-IMS      11      30      41      10
SAP N/RPT INSTL MOD  CNDM  DRMO  OTHER IN SVC  SERV  TOC  UNSERV FND/00
  0   1   0   0   5   0   5      29   0   0   1   6
-----SGM TOTAL AFEMS REPORTED DATA-----
  0   1   0   0   0   0   5

CMD:  F1=HELP F10=DONE MSG: BOTTOM OF FILE REACHED
                                0      >>      24,7

```

**Table 3.4. IMCD, Sect C**

<b>Note</b>	<b>Field Name</b>	<b>Field Description</b>	<b>F/M</b>
1	TOTAL LOSSES	Summation of lost quantities by: SAP, Non-Reported (N/RPT), Installed (INSTL), Modification (MOD), Condemnation (CNDM), Defense Reutilization & Marketing Office (DRMO), and Other losses	
2	TOTAL AVAL	Summation of asset data from RAR, Sect 1-4 (except funded on order quantities)	
3	TOTAL ACQUIRED	Sum of total losses plus total available assets	
4	IMS TOT ACQUIRED	The quantities procured for the life of the item; Source is usually AFMC Form 318 card. IMS input only.	Add/Change

3.5.1. ACT. Action code denotes the type of file maintenance action taken.

3.5.2. ACTUAL STOCK NUMBER.

3.5.3. TOTAL LOSSES. This data element represents the summation of the following asset loss quantities by actual NSN. SAP asset loss quantity; Non-reported (N/RPT) asset loss quantity; Installation (INSTL) asset loss quantity; Modification (MOD) asset loss quantity; Condemnation (CNDM) asset loss quantity; DRMO asset loss quantity; and, other asset loss quantity.

3.5.4. TOTAL AVAL. Total available asset quantity is the summation of In-Service (INSVC) asset quantity, the warehouse Serviceable (SERV) without TOC asset quantity, and the warehouse Unserviceable (UNSERV) asset quantity.

3.5.5. TOT ACQUIRED. Total acquired asset quantity equals the sum of total asset losses and total available assets. (This element does not include funded/on-order assets.)

3.5.6. IMS TOTAL ACQUIRED. Inventory Management Specialist Total Acquired asset quantity is a file maintainable element. The IMS will review the asset procurement history to determine the number of assets the AF has procured and received. The IMS Total Acquired will reflect the same total quantity as the AF Form 318.

3.5.6.1. The quantity will include all applicable assets brought into the inventory whether they were funded by the Prime IMS, a Program Office, a depot maintenance organization, or another organization. However, this does not include substitute assets which have been locally procured by using organizations to offset their requirements.

3.5.6.2. Further, Funded/On Order assets will not be included; only assets for which the AF has taken possession. As assets are delivered and reported, the IMS will file maintain this field.

3.5.6.3. The Asset Reconciliation process will compare the system TOTAL ACQUIRED to the IMS TOTAL ACQUIRED; significant variances require review and documentation. During the reconciliation process, the IMS may determine it is necessary to establish a baseline if historical procurement/disposition records are not available. Once a baseline has been established and documented, the quantity file maintained in the IMS TOTAL ACQUIRED will be the baseline plus any asset delivered since the

establishment baseline (see [Chapter 9](#) for detailed information regarding the Asset Reconciliation Process).

3.5.7. SAP. This file-maintainable field reflects the total quantity of assets, by actual NSN, which are applied to the SAP. These assets are considered a “loss” to the system and are included in TOT LOSSES.

3.5.8. N/RPT (Non-Reporting). The quantity of assets issued to non-reporting organizations.

3.5.9. INSTL (Installed). Installation asset loss quantity indicates the quantity of assets issued for installation on a higher assembly.

3.5.10. MOD (Modification). Modification asset loss quantity indicates the number of assets which have lost their identity under the present NSN due to alteration/modification.

3.5.11. CNDM. Condemnation asset loss quantity is the quantity of assets declared unsuitable for restoration to serviceable condition due to wear out or excessive damage. Condemns are assets which have been identified as SCC “H” and are shipped directly to disposal from the warehouse.

3.5.12. DRMO. This field represents the number of assets dropped from the system because they were sent to the DRMO.

3.5.13. OTHER. This field represents the quantity of asset losses not applicable to categories specified in [paras 3.5.7 - 12](#). Examples of other losses come from inventory adjustments, in transit losses, re-identification of equipment, etc.

3.5.14. IN SVC. This field reflects the number of I&S subgroup in-service (i.e., in-use and in-place) assets (RAR Section 7, Part 1) minus the number of assets gained by the I&S subgroup (RAR Section 7, Part 2), plus the number of assets lost by the I&S subgroup (RAR Section 7, Part 3), at the reported position. This field can only be file maintained through the RAR Sections 1, 3, and 4.

3.5.15. SERV. This field represents the quantity of warehouse serviceable assets reported in RAR Section 2 minus the TOC warehouse serviceable assets. This field can only be file maintained in RAR Section 2.

3.5.16. TOC. Technical Order Compliance assets are the quantity of assets requiring TOC modification as reported by base activities by actual NSN and ownership purpose and system designation (OPSD) of “OD.” (TOC asset quantity detail information will be reviewed and file maintained in RAR Section 2.)

3.5.17. UNSERV. This field is the total warehouse unserviceable assets as of the reported position. Although this data may be reviewed in RAR Section 2 and Section 7, Part 1, it can only be filed maintained in RAR Section 2.

3.5.18. FND/OO. Funded/On-order is the sum of reported due-in assets and funded asset quantities by actual NSN. Although this data may be reviewed in RAR Section 2 and Section 7, part 1, it can only be filed maintained in RAR Section 2.

3.5.19. AFEMS REPORTED DATA. This field contains up to seven five-position elements which provide AFEMS asset loss data from the previous processing cycle. The information is provided via the D035 interface to AFEMS into D039/D200C. The following descriptions of this data are listed in the order found on the product (from left to right).



- 3.5.19.1. SAP ASSET LOS PREV RPT QTY. This is the quantity of SAP losses by actual NSN which were reported by AFEMS in the previous interface.
- 3.5.19.2. NON RPT ASSET LOS PREV RPT QTY. The quantity of assets issued to non-reporting organizations in the previous processing cycle.
- 3.5.19.3. INSTL ASSET LOS PREV RPT QTY. The quantity of installation losses (i.e., items issued for installation on a higher assembly) reported by AFEMS in the previous processing cycle.
- 3.5.19.4. MOD ASSET LOS PREV RPT QTY. From the previous processing cycle, this is the number of assets which have lost their identity under the present NSN due to alteration/modification.
- 3.5.19.5. CNDNM ASSET LOS PREV RPT QTY. The quantity (from the previous processing cycle) of assets declared unsuitable for restoration to serviceable condition due to wear out or excessive damage. (Condemns are assets which have been identified as SCC "H" and are shipped directly to disposal from the warehouse.)
- 3.5.19.6. DRMO ASSET LOS PREV RPT QTY. The number of assets dropped from the system the previous processing cycle because they were sent to the DRMO.
- 3.5.19.7. OTHER ASSET LOS PREV RPT QTY. This field represents the quantity of asset losses not applicable to SAP, non-reporting, installation, modification, condemnation, and DRMO asset losses the previous processing cycle.
- 3.5.20. SGM TOTALS-IMS. This field is comprised of four data elements which are summarized by SGM NSN. (These data elements are not file maintainable; however, they are system derived by detail data that are file maintainable at the actual NSN level.)
- 3.5.20.1. TOTAL LOSSES. This is the SGM NSN summarization of total asset losses for all actual NSNs within the subgroup.
- 3.5.20.2. TOTAL AVAL. This is the SGM NSN summarization of total available asset quantities for all actual NSNs within the subgroup.
- 3.5.20.3. TOTAL ACQUIRED. The SGM NSN summarization of total acquired quantities for all actual NSNs within the subgroup.
- 3.5.20.4. IMS TOTAL ACQUIRED. The SGM NSN summarization of IMS total acquired asset quantities for all actual NSNs within the subgroup.
- 3.5.21. SAP. This summarizes the total SAP asset losses for all actual NSNs within the subgroup.
- 3.5.22. N/RPT. This field is the SGM NSN summarization of total non-reported losses for all actual NSNs within the subgroup.
- 3.5.23. INSTL. The total number of installation losses for the subgroup.
- 3.5.24. MOD. The total number of modification losses for the subgroup.
- 3.5.25. CNDM. The total number of condemnation losses for the subgroup.
- 3.5.26. DRMO. The total number of R-M assets for the subgroup. (This same data also appears on IMCD Section A and RAR Section 7, Part 1.)

3.5.27. OTHER. The total number of other losses (i.e., asset losses not applicable to SAP, non-reporting, installation, modification, condemnation, and DRMO asset losses) for the subgroup.

3.5.28. IN SVC. This is the total number of in-service (i.e., in-use and in-place) assets for the SGM at the reported position, including subgroup assets in-service as substitutes in other comp groups.

3.5.29. SERV. The total number of warehouse serviceable assets for the subgroup at the reported position.

3.5.30. TOC. The total number of assets requiring technical order compliance modification for the subgroup.

3.5.31. UNSERV. The subgroup total warehouse unserviceable assets, also, appear on RAR Section 7, Part 1, and in the reported position of PRA and WSP.

3.5.32. FND/OO. The subgroup total funded and on-order asset quantity for the AF at the reported position.

**3.6. IMCD .** This section contains two years of usage data by actual NSN. Data is portrayed by FY and quarter, beginning with the reported position, followed by the previous seven FY quarters. (As with IMCD section C, IMCD section D will present the previous processing cycle's data until RAR data is loaded for the current processing cycle.) **Note:** When repair data cannot be file maintained in IMCD section D, it will be updated in RRD file maintenance. Figure 3.5. shows a numbered copy of IMCD Section D. Table 3. 5. describes each number in sequence.

**Figure 3.5. IMCD, Sect D**

DISPLAY AD200.C151082P  
IMCD ITEM MANAGER CONTROL DATA CUR: 26 SEP 02 0832  
SECTION D UPDATED: 19 SEP 02 0828  
SGM 3417 01 140 2096 TWO YEARS USAGE BY ACT STK NO AS OF: 30 JUN 02  
I&S 3417 01 140 2096 FY 03/04-07 ITM NM ENGRAVING MACHINE,P  
WR ALC DIV U IMS 3F BUD CD CTL 8439900000

ACT	ACTUAL STK NO	3/02	2/02	1/02	4/01	3/01	2/01	1/01	4/00
-----IN USE ASSETS WITHOUT THE SPECIAL ASCS-----									
3417011402096		25	29	29	31	32	29	34	33
-----CONDEMNATIONS-----									
(RATE)	0.0165	0	0	1	0	0	0	0	0
-----REPARABLE GENERATIONS-----									
IM RT	CRI/CD(RATE)SEL	0	0	1	0	0	0	0	0
0.022	C 0.012								

CMD: F1=HELP F10=DONE MSG: 0 >> 24,7

Table 3.5. IMCD, Sect D

<u>Note</u>	<u>Field Name</u>	<u>Field Description</u>	<u>F/M</u>
1	IN USE ASSETS WITHOUT THE SPECIAL ASCS	Shows 8 FY quarters of in-use data beginning w/ the reported position. Excludes in-use assets w/ ASC:	
2	RATE	Mechanically computed by dividing total condemnations by total number of in-use assets and multiplying by 4	
3	CONDMENATIONS	8 quarters of condemnation history	
4	IM RT	Factor used to compute repair quantities if the repair criterion's code is equal to "I"	
5	CRI/CD	Indicates which repair rate the system will use in computing repair quantities: C: system computes using past history of REP GENS and in-use assets. I: System computes repair RQMTS using IM input factor	Change only
6	(RATE)	Factor used to estimate future repair quantities	
7	SEL	Code that determines whether or not to compute repair RQMT quantities: "A"- Do not compute regardless of ERRC or "B"- compute regardless of ERRC	Add/Change
8	REPARABLE GENERATIONS	8 quarters of reparable generations	

3.6.1. ACT. Action code denotes file maintenance action taken.

3.6.2. ACTUAL STK NO. Actual stock number.

3.6.3. IN-USE ASSETS WITHOUT THE SPECIAL ALLOWANCE ASCS. This field reflects eight FY quarters of in-use asset data (beginning with the reported position). **Note:** In-use assets are not included when reported with special ASCs or with "STBY" appearing in the last four positions of the allowance identification to designate standby levels. (Special ASCs follow: 000, 014, 044, 047, 048, 049, 050, 052, 053, 054, 055, 057, 064, 076, 985, 986, and 987.)

3.6.4. RATE. Condemnation rate is equal to zero if no assets have been condemned in the last eight quarters or if in-use history data is insufficient (for data sufficiency, there must be at least two quarters of in-use asset data with quantities of ten or more). Otherwise, the condemnation rate will be mechanically computed by dividing the total quarterly number of condemned assets by the total quarterly number of in-use assets; the result is multiplied by four. **Note:** In-use asset quantity does not include WRM assets or assets reported with special ASCs.

3.6.5. CONDEMNATIONS. This field reflects eight quarters of condemnation data as reported from AFEMS to the RAR, Section 2 by SRAN, or added by IMS file maintenance.

3.6.6. IM RT. IMS repair rate factor is a file-maintainable element which is used by the system to compute repair quantities if the repair criteria code is equal to "I." However, this field cannot be file maintained at this time. Repair requirement information must be file maintained in the ERR database or in ABCS. (The repair rate factor will not exceed 1.000.) The IMS must have documentation on the Notepad when the rate is manually input.

3.6.7. CRI/CD. Repair criteria code is a file maintainable element which indicates which repair rate will be used in computing repair quantities. However, this element will not be file maintained at this time, as the repair data is passed from D039 to D075. The repair data in D200C is for information only. Repair requirement information must be file maintained in the ERR database or in ABCS. Reference [Table 13.16](#) for the codes and descriptions.

3.6.8. RATE. The repair rate factor is used when estimating the future amount of depot assets that need to be repaired. D039 computes the repair rate factor for each actual NSN quarterly. These factors are computed from the past history of reparable generations and in-use assets when repair criteria code of "C" applies. This element will not be file maintained at this time; the repair data is passed from D039 to D075. The repair data in D200C is for information only. Repair requirement information must be file maintained in the ERR database or in ABCS.

3.6.8.1. The following is an example of Repair Rate Factors when the Repair Criteria Code is "I."

**Table 3.6. Example of Repair Rate Factors**

	<u>2/09</u>	<u>1/09</u>	<u>4/08</u>	<u>3/08</u>	<u>2/08</u>	<u>1/08</u>	<u>4/07</u>	<u>3/07</u>
-----IN USE ASSETS WITHOUT THE SPECIAL ASCS-----								
	5	3	4	4	9	9	9	9
(RATE)-----CONDEMNATIONS-----								
0.0000	0	0	0	1	0	0	1	2
(RATE ) SEL-----REPARABLE GENERATIONS-----								
0.125	0	1	0	0	0	0	0	0

3.6.8.1.1. Condemnation rate equals 0.0000 because insufficient in-use data is available.

3.6.8.1.2. To determine significant quarter, begin with the oldest quarter and search reparable generation data for the first non-zero quantity. In this example, quarter 1/09 contains one reparable generation. Then sum the number of reparable generations from this point to the remaining recent quarters. Sum the in-use asset data beginning with the same significant quarter. Divide the applicable reparable generation total by the applicable in-use asset total to arrive at the repair rate factor.  $(1+0)/(3+5) = 0.125$

3.6.8.2. The next example shows the Repair Rate Factors when the Repair Criteria Code is "C."

**Table 3.7. Example of Repair Rate Factors**

	<u>2/09</u>	<u>1/09</u>	<u>4/08</u>	<u>3/08</u>	<u>2/08</u>	<u>1/08</u>	<u>4/07</u>	<u>3/07</u>
-----IN USE ASSETS WITHOUT THE SPECIAL ASCS-----	82	64	67	68	67	68	66	62
(RATE)-----CONDEMNATIONS-----	0.0294	0	0	0	2	0	0	2
(RATE ) SEL-----REPARABLE GENERATIONS-----	0.004	0	0	1	0	0	1	0

3.6.8.2.1. Condemnation rate = (0+0+0+0+2+0+0+2)

$$\frac{(0+0+0+0+2+0+0+2)}{(82+64+67+68+67+68+66+62)} \times 4 = 0.0294$$

3.6.8.2.2. Repair rate factor = (1+0+0+0+1+0+0)

$$\frac{(1+0+0+0+1+0+0)}{(66+68+67+68+67+64+82)} = 0.004$$

3.6.9. SEL. Repair selection code is used to determine whether repair requirement quantities will be computed. However, this factor will not be file maintained at this time as the repair data is passed from D039 to D075. The repair data in D200C is for information only. Repair requirement information must be file maintained in the ERR database or in ABCS. Reference [Table 13.17](#) for the repair selection codes and descriptions.

3.6.10. REPARABLE GENERATIONS. This field represents eight quarters of reparable generation data. Reparable generation data are file maintainable.

**3.7. IMCD Usage and Life Expectancy (PULE) Data.** This section's PULE data is used to determine replacement requirement quantities when the replacement criteria code is "B" or "D." For more detail on the use of PULE data, reference [paras 3.2.22., 3.2.23., and 2.9](#) Figure 3.6. shows a numbered copy of IMCD Section E. [Table 3.8](#) describes each number in sequence.

Figure 3.6. IMCD, Sect E

DISPLAY AD200.C161082P  
IMCD ITEM MANAGER CONTROL DATA CUR: 30 SEP 02 1635  
SECTION E UPDATED:  
SGM 6625 00 270 8409 RH PROJECTED/USAGE/LIFE EXPECTANCY AS OF: 31 MAR 02  
I&S 6625 00 261 5139 RH FY 03/04-04U ITM NM PLUG-IN ST,ELECTR  
WR ALC DIV E IMS 9J BUD CD CTL 8419900000

ACT	ANNUAL ST	AGE GRP	PROC QTY	LIFE EXP	PROB CNDM	PROJ YR	REPL QTY
6625002708409RH	80	PROC QTY	150	03	125	06	146
ANN USE 2040		LIFE EXP	20	04	136	07	148
LIFE MAX 25		PROB CNDM	0.95	05	142	08	149
6625002708409RH	81	PROC QTY	75	03	56	06	71
ANN USE 2040		LIFE EXP	20	04	63	07	73
LIFE MAX 25		PROB CNDM	0.95	05	68	08	74

CMD: F1=HELP F10=DONE MSG: 0 >> 24,7

Table 3.8. IMCD, Sect E

Note	Field Name	Field Description	F/M
1	ANN USE	Number of hours per year item is used	Add/Change
2	AGE GRP	FY in which item was purchased or put in to service	Add/Change
3	LIFE EXP	Estimated number of years item is expected to be used	Add/Change
4	LIFE MAX	Age in years that mandatory replacement will occur	Add/Change
5	PROC QTY	Quantity procured for each age group, or FY	Add/Change
6	PROB CNDM	Estimated percentage of items condemned at the mandatory replacement age	Add/Change
7	PROJ YR	Indicates the Projected FY replacements will be required	
8	REPL QTY	Indicates the Replacement QTY that will be required for each Projected FY.	

3.7.1. An Action code indicates the type file maintenance action taken.

3.7.2. ACTUAL STK NO. Actual stock number.

3.7.3. AGE GRP. Age group is a two-position numeric field which denotes the FY in which the item was purchased and/or was put into service. PULE data will be clustered by each age group for each actual NSN in ascending order. File maintenance edits prohibit the age group from exceeding the current year; these edits also prohibit the current year from exceeding the age group by more than 30 years. **Note:** The age group will be blank when data is provided for SGM NSN total.

3.7.4. PROC QTY. Procurement quantity is the number of assets purchased/acquired for an actual or SGM NSN (whichever is applicable) within a specified age group.

3.7.5. ANN USE. Annual usage is the number of hours an item is expected to be used each year.

3.7.6. LIFE EXP. Life expectancy is a two-position numeric field which represents the anticipated age, expressed in years, at which time the item will be retired from inventory due to declining performance and/or excessive repair costs. When file maintaining life expectancy, this value must be greater than zero; the system default is 10 years.

3.7.7. LIFE MAX. Maximum life expectancy is a two-position numeric field which represents the estimated age, expressed in years, at which time the item must be replaced. System edits require that the maximum life expectancy be greater than the anticipated life expectancy. The system default for maximum life expectancy is 15 years.

3.7.8. PROB CNDM. Probability of condemnation is the estimated percentage (expressed as a decimal) of items which are expected to be condemned at the mandatory replacement age. A probability of 0.95 indicates that 95 percent of the items are expected to be condemned before reaching the mandatory replacement age; this means that five percent or fewer items are expected to survive to the mandatory replacement age. System edits require that the probability of condemnation exceed 0.79, but must be less than or equal to 1.00. The system default is 0.95.

3.7.9. PROJ YR. Projection by FY identifies nine points in time through which PULE replacement requirements are projected, beginning with the current appropriation FY and extending 18 years beyond the current appropriation FY. The following FYs will be used in the projection; current appropriation FY, second through sixth FYs, ninth, fourteenth, and nineteenth FY.

3.7.10. REPL QTY. Replacement quantity is computed by PULE logic to equal the number of assets which will require replacement during the applicable appropriation FY.

3.7.11. SGM REPL FACTOR. SGM replacement factor is the percentage of authorized assets that will need replacement as a result of anticipated condemnations. These factors are derived by dividing the total replacement quantity by the total procurement quantity for each appropriation FY.



## Chapter 4

### INPUT SYSTEM INTERFACE

**4.1. Purpose.** The interfaces between the Classified Equipment Requirements Computation (CERC - D039) and supporting input systems are discussed in this chapter. This chapter gives a general outline of data obtained from interfacing systems, but does not repeat the technical details pertaining to these interfacing systems; however, it informs the reader where more information on the input systems can be obtained. D039 is generated by a collection of data as identified by various information sources. These sources include force structure plans, SERD, contractor information, SM's input and interfacing data systems identified in **para 4.3**. A data flow chart for C001, D039, and D200C is at **Figure 2.2**.

**4.2. Selection of Items.** The D043, used by both AFEMS and the RMS, is the basis for the mechanical selection of items to be computed in the D039 system. For purposes of requirements and asset data systems interface, it will be noted that NSNs appearing in the SNCR, created in D200C (and displayed in IMCD Section B), are the only ones used for computing requirements, except for satisfactory substitute assets reported to AFEMS and explained further in **para 4.4**. These NSNs are matched against all requirements and asset data from input systems. All data from input systems which match the SNCR stock numbers are entered into the requirements computation system; all data which does not match is not used and will not appear on exception or error listings. Therefore, the SNCR must contain a valid listing of all items for which the IMS wants to have requirements computed.

**4.3. AFEMS Records.** AFEMS (C001) serves as a primary data source for the equipment requirements computation system. The C001 system edits data received on a daily basis, maintains master control files through daily transaction reporting, and passes data to the D039 on a quarterly basis. Besides the data accumulated from the Standard Base Supply System (SBSS/D002A), the C001 will provide asset and requirement data received from D034A, D035A, D035B, D035K, D035T, J041 and K002. AFEMS current data can be accessed via screens described in the AFEMS Users' Manual (reference AFMAN 23-110, V4, P2).

4.3.1. The following data systems will interface with C001 which will then reformat the data and pass to D039, and then pass applicable data to D200C.

4.3.1.1. D002A/USAF Standard Base Supply System (SBSS). The D002A standardizes base equipment accounts throughout the AF. Bases input their current authorizations and on-hand asset data to D002A and transaction reports are sent to C001 daily. This data will be displayed in the RAR Sections 1 or 2, and AFEMS AAVC and/or AAVC (Y) screens.

4.3.1.2. D034A/Special Support Stock Control and Distribution System (SS SC&D). The SS SC&D/D034A provides a uniform system management capability for WW property accounting, inventory control, and distribution or redistribution of materiel. The SS SC&D, through standardization of distribution type decisions, provides rapid and positive response to customer demands through applying the principles of management by exception. Non-AFMC interfacing activities are Army Materiel Command, Overhaul and Production contracts. The D034A passes data for items in the AF inventory usually, but not limited to, non-expendable equipment items, ERRC of "S" or "U." Tracking of



support equipment will be provided through in transit controls and reporting of assets by location, Military Standard Transaction Report and Accounting Procedures (MILSTRAP) purpose, and condition. The type of information provided by D034A includes quantity of assets due-in, warehouse balances by condition, shipments or transfers by conditions, receipts from procurement and other than procurement (e.g. receipts from other services), issues, inventory adjustments, and changes in an asset's condition or ownership code.

4.3.1.3. D035A/Item Manager Wholesale Requisition Process. The D035A provides immediate stock control decision making regarding customer requisitions, optimal distribution or redistribution of stocks, and immediate local asset visibility to the IMS at each ALC. The D035 passes (quantity of assets due-in, warehouse asset balances by condition, shipments or transfers by condition, receipts from procurement and other than procurement, issues, inventory adjustments and changes in an asset condition by ownership code). This information is furnished for depot accounts for shipping and receiving of warehouse assets. Data elements include: SGM NSN; ALC routing identifier; serviceable asset balances; unserviceable asset balances; in transit asset balances; and condemnation losses quantity. This data will be displayed in RAR Section 2, and AFEMS AVVC(Y) and AWAD screens.

4.3.1.4. D035B/Wholesale Management and Efficiency Reports. The D035B provides transaction history data and management data products for AF managed materiel. It measures the AFMC requisitioning pipeline, by segment, against DoD time standards from date of requisition to date materiel is available for shipment. The D035B passes backorder information from each of the ALCs that contains all NSNs with status codes BV and BB, and a document identifier code beginning with an "A," an ERRC of "S" or "U," and procurement source code (PSC) of "5." This data is displayed in RAR Section 4, for TRCs 16 and 65.

4.3.1.5. D035K/Wholesale and Retail Receiving and Shipping. The Wholesale and Retail Receiving and Shipping System (D035K) maintain historical data for all accountable retail transactions and others. It is an excellent source of information for the determination of supply decisions. D035K passes retail asset transactions for equipment items, ERRC S or U, with EMCs of 3, 4, or 5. These transactions and their utilization are defined in AFMAN 23-110, V3, P2, C2 (at <http://www.e-publishing.af.mil/shared/media/epubs/PUBS/AF/23/23011003/030202/030202.pdf>). This file contains excess balance adjustments, transfers to disposal, receipts, turn-ins, interconditional transfers, and inventory adjustments. This file also contains quantity of assets redistributed to other stock record accounts, receipts from procurement and other procurement issues, inventory adjustments and warehouse balances by condition.

4.3.1.6. D035T/Shipping Information System. The D035T produces documentation of actual movement of property for shipment through surface terminals. It produces status receipts in materiel receiving or surface terminals and provides receipt data for retail and wholesale contract items. The D035T passes DODAAD data which will be used to establish, validate and or modify AFEMS master address information.

4.3.1.7. J041/Acquisition and Due-In System. The J041 maintains data relative to the acquisition of materiel and services for and/or by HQ AFMC. Although primarily oriented to acquisitions via contracting, it also maintains records of materiel being

acquired via reclamation projects, contract termination inventory, other services long supply assets, and SAP excesses. J041 specifically excludes classified contracts and base procurement (local purchases). The J041 passes due-in asset information, including shipments and data pertaining to Purchase Requests/Military Interdepartmental Purchase Requests (PR/MIPRs). This data will be displayed in RAR Section 2, and AFEMS ABDS, ADES, ADIS and ASOC screens.

4.3.1.8. K002/USAF Programming Document - Force Structure Plan. The K002 is developed by HQ USAF with the composition of the AF in terms of combat readiness capability. The force structure is based on organizational requirements by weapon systems as they are placed within the MAJCOMs. The current and future organizational plans are used by the MAJCOMs in determining the equipment requirements for peace and wartime needs. This information is used to project and place necessary equipment supporting assigned missions as activations and deactivations take place.

4.3.1.9. MAJCOM Automated Fleet Information System (MAFIS). MAFIS is a PC-driven database which provides C001 with vehicle authorization data.

4.3.2. Authorization and Asset Master (MOA C001/D039-C). This consists of the SBSS current authorization and asset data and WRM authorization and asset data, plus the forecast requirements input by the MAJCOMs.

4.3.2.1. Peacetime (current) authorizations and in-use assets (RAR Section 1). This data includes vehicle and non-vehicle authorizations and preferred in-use assets (system of origin: D002A).

4.3.2.2. Peacetime (current) substitute in-use assets, non-vehicular (RAR Section 1).

4.3.2.3. Peacetime (current) substitute in-use assets, vehicles (RAR Section 1). The registration number is provided in lieu of the in-place quantity.

4.3.2.4. WRM authorizations and in-place assets (RAR Section 3). This data includes vehicle and non-vehicle authorizations and preferred in-place assets.

4.3.2.5. WRM substitute in-place assets – non-vehicular (RAR Section 3).

4.3.2.6. WRM substitute in-place assets – vehicles (RAR Section 1). The registration number is provided in lieu of the in-place quantity.

4.3.2.7. Forecast Requirements (RAR Section 1). The forecast data provides a record of all future programmed organizations (activation, deactivation, moves, transfers, reorganizations, and re-designation), wartime additive missions plus deactivating organizations up to 90 days following deactivation when equipment is still on-hand. The programmed organization forecast data contains not only those organizations which are enumerated within the USAF programming document (PD), but also those organizations designated as command created. (Within this category, AETC is provided with a method of reporting their training courses.) Forecast data provides the commands, as well as the IMS at the various ALCs, with the method of forecasting equipment requirements upon acquisition of a new weapons system or to provide for more equipment when the quantity of a presently assigned weapon system is increased (i.e., 18 to 24). Conversely, forecast data provides a method whereby equipment requirements are to be reduced due to a loss of weapon system or a reduction in quantity of the presently assigned weapon system (i.e., 24 to 18). The increase or decrease of equipment

requirements may be accomplished through the use of forecast data. This data is applicable to a single item of equipment reflected by a need date and these records are also transmitted and visible through the authorization records submitted to the C001 system. The detail forecast and phased in being requirements will be viewed on AFEMS Screen RTPD.

4.3.3. Valid Organization File (MOA C001/D039-A). This file contains a list of valid organization and WRM identifications along with MDS End Item Identification (EII) including the Area Code, Allocation Priority and PAC for each.

4.3.3.1. Valid Organization - Peacetime. This includes the DODAAD and MAJCOM of the organization and if the PAC is "R" (Move, Transfer or Redesignation), the original DODAAD, organization identification, MAJCOM and MDS.

4.3.3.2. Valid Organization - WWRM. This includes the using command along with the WRM Identification (WRM composition code and WRM base code).

4.3.4. Asset Shipments and Backorders (MOA C001/D039-B). This data consists of the asset information other than the in-use and in-place asset quantities.

4.3.4.1. In-Use Asset Record Identification "A" (by NSN and prime or destination DODAAD). This is stock balance and consumption type data. (See AFEMS Screen ASOC.)

**Table 4.1. Stock Balance and Consumption Type Data**

<b><u>Data Type</u></b>	<b><u>RAR Section</u></b>
Maximum operating level quantity (TRC 33 or 34)	Section 4
Serviceable assets quantity	Section 1
In transit serviceable quantity	Section 2
Unserviceable quantity	Section 2
In transit unserviceable quantity	Section 2
TOC quantity	Section 2
Condemnation losses quantity	Section 2
Property Disposal Office losses quantity	Section 2

4.3.4.2. Due-In Asset Record Identification "D" (Due-In or Bailment - Type "K" quantities by NSN, Destination DODAAD, Procurement Instrument Identification Number (PIIN), Supplemental Procurement Instrument Identification Number (SPIIN) and Contractor Line Item Number (CLIN) (RAR Section 2). The J041 consisting of due-in asset data made up of PRs, MIPRs, contracts, reclamation projects, terminations, interservice supply support program (ISSP) will be submitted and passed to the D039 by NSN and type of due-in. See AFEMS Screens: ABDS, ADES, ADIS, APPR, ARDS and ASOC.

4.3.4.3. Contractor Shipments Record Identification - TRC 66 no longer applies.

4.3.4.4. Backorders Record Identification "B." Backordered quantities of items in computation are shown for use by the IMS in making management decisions, and for use as additive requirements for non-reporting activities. Backorders by requisition number

for contractor and other non-reporting government activities are entered into the computation as additive requirements (mechanically input).

4.3.4.4.1. Non-reporting Backorders (TRC 16) (RAR Section 4). Non-reporting Activities -Requisition document numbers beginning with "FF."

4.3.4.4.2. Contractor Backorders (TRC 65) (RAR Section 4). Requisition document numbers beginning with "E."

4.3.4.5. Base and ALC Assets Record Type "W" losses. These records contain fields for reparable generation, installation losses, modification losses, SAP losses, non-reporting losses, other losses, RPIE losses, and AF Form 538, Personal Clothing and Equipment Record, losses.

4.3.4.5.1. Reparable generations (Rep Gens) quantity (IMCD Section D).

4.3.4.5.2. Installation losses quantity (IMCD Section C). See AFEMS Screen AGLA - ACFT INSTL.

4.3.4.5.3. Modification losses quantity (IMCD Section C). See AFEMS Screen AGLA -GAIN LOSS ACTIVITY-MOD QUANTITY.

4.3.4.5.4. SAP losses quantity (IMCD Section C). See AFEMS Screen AGLA - FMS QUANTITY.

4.3.4.5.5. Non-reporting losses quantity (IMCD Section C). See AFEMS Screen DRAC and AGLA (NON-RPT C-CS).

4.3.4.5.6. Other losses quantity (IMCD Section C). See AFEMS Screen AGLA - OTHER

4.3.4.5.7. RPIE losses (IMCD Section C). See AFEMS Screen AGLA - RPIE.

4.3.4.5.8. AF Form 538 losses (IMCD Section C). See AFEMS Screen AGLA - AF FORM 538.

4.3.5. Requirements Tables. The 405 SCMS/GULA maintains this product. D039 uses it to build the following tables: DODAAD; MAJCOM; and, TRT.

**4.4. AFEMS Record Selection.** AFEMS (C001) will provide D039 system with all records applicable to non-expendable centrally procured (CP) NSNs (i.e., items with PSC-5). If a record, either authorized or in-use substitute, is PSC-5, all related authorization and substitute records are also included in the data furnished. After the records are received from AFEMS, D039 will match the NSNs on the SNCR and include matching records in the appropriate computation groups. This match occurs on the authorized and substitute NSN field. All records obtained from the C001 system that do not match either the authorized or substitute NSNs are not included in the requirements computation.

#### **4.5. Documentation:**

4.5.1. AFEMS Procedures: AFMAN 23-110, V4, P2.

4.5.2. AFEMS (C001): AFMAN 23-110, V4, P1 and 2.

4.5.3. AFEMS (C001): AFMAN 23-110, V3, P6, C1 through 6.

**4.6. Vehicle Input Data.** AFEMS provides a quarterly input to D039 of vehicle authorization and asset records. Vehicles are included in the overall AFEMS program, but due to the more stringent requirement for registration number control, they are subject to other management considerations within the REMS. Through input to AFEMS, REMS is responsible for maintaining AF management control over registered vehicular items. C001 forwards these processed records to D039 for inclusion with other items of SE in the quarterly WW requirements computation.

4.6.1. The type of vehicle reports submitted through the AFEMS conforms in general with other items of SE. Authorizations are submitted in standard authorization in-use in-place records for EAID forecast data requirements. However, all vehicle on-hand assets are submitted showing the registration number of the vehicle instead of quantity within the in-use in-place field. Detailed data elements obtained from AFEMS include: vehicle registration number, vehicle replacement code, and vehicle status code.

4.6.2. Documentation sources are: AFMAN 23-110, V3, P4; AFMAN 23-110, V4, P1; and AFI 24-301, *Vehicle Operations* (at <http://www.e-publishing.af.mil/shared/media/epubs/AFI24-301.pdf>).

**4.7. Master Item Identification Control System (D043).** This interface is the source of nomenclature and military specification number input to the IMCD. The elements of data are: current NSN; manufacturer's Part Number (PN); manufacturer's code; nomenclature; I&S master NSN; subgroup NSN; OOU; JTC; and ALC code.

**4.8. CSAG-M/DMAPS.** Quarterly interface with D200C is designed to provide information on expected requirements for depot maintenance equipment. It originates in DMAPS. If data is there, these data elements are displayed in RAR, Section 5: DMAPS Analysis Number; NSN; requesting ALC code; Estimated Delivery Date (EDD); and proposed quantity.

## Chapter 5

### REQUIREMENTS AND ASSET DATA

**5.1. Overview.** This product displays the detailed authorization and asset data received from AFEMS. Figures 5.1. through 5.12. show numbered screen prints of RAR Sections. Tables 5.1. through 5.12. describe the screens in sequence.

5.1.1. Purpose. The RAR screens in the RMS are designed to provide the IMS with a complete picture of all reported assets and requirements used in the computation of net requirements as of the end of each FY quarter. The display screens provide the IMS with the capability of reviewing the reported data and the file maintenance screens provide the IMS with the capability of updating the reported data as appropriate.

5.1.2. Frequency. The RAR is produced with “as of” dates: 31 December (cycle 1), 31 March (cycle 4), 31 March update (cycle 4U), 30 June (cycle 7), 30 September (cycle 10) and 30 September update (cycle 10U). Only cycles 4 and 10 permit IMS file maintenance, after file maintained data is recomputed, the updated RAR will indicate cycle 4U or 10U as appropriate.

5.1.3. Source of Data. The data appearing on the RAR is collected in the AFEMS and reported quarterly to the D039 system. This data consists of peacetime requirements and in-use assets, WRM requirements and in-place assets, forecast data and warehouse assets as reported through the SBSS/D002A and D035A/D034 systems. The information is reported by SRAN, a number or code assigned to identify bases. The D039, upon acceptance of data from the AFEMS, phases the requirements and assets, develops net requirements and passes the computation master files to the RMS/D200 system. The RMS provides the vehicle required for file maintenance actions. The source data for Section 5 of the RAR, CSAG-M, is the DMAPS; however, the specific data element fields are no longer being maintained in DMAPS.

5.1.4. Content. The RAR consists of nine sections of which only the first four are file maintainable by the IMS. If no data exists for any section, the message “List Is Empty” will appear when the section is accessed. Sections 1 and 3 have two different versions: non-vehicular equipment and vehicular equipment. The NSN entered into the system will cause the appropriate section 1 or 3 screen to appear. The RAR may be viewed from a previous cycle if an alternate cycle date is selected while in the display option. This is necessary for comparison of data reported on the current versus previous cycles. The file maintainable sections are:

**Table 5.1. File Maintainable**

<b><u>D200 Product Number</u></b>	<b><u>Section</u></b>	<b><u>Title</u></b>
AD200C26108ZP	1	Non-vehicle Peacetime Authorization and Asset Data
AD200C27108ZP	1	Vehicle Peacetime Authorization and Asset Data
AD200C28108ZP	2	Base/ALC Assets
AD200C29108ZP	3	Non-vehicle WRM Authorization and Asset Data
AD200C2A108ZP	3	Vehicle WRM Authorization and Asset Data
AD200C2B108ZP	4	Additive Requirements Data

**Note:** Sections 6 thru 9 of RAR are summaries of the data appearing in the first four sections. Though they cannot be directly file maintained, file maintenance in the first four sections will cause changes in these sections. Section 5 reflects the funded replenishment requirements from DMAPS.

## **5.2. File Maintenance Instructions.**

5.2.1. File maintenance of the RAR is accomplished by utilizing the RMS RAR screens. These screens are accessed after logging on to RMS. Using the drop down option, select EQP/FM/RAR with the mouse or in the lower left hand corner, type "FOE EQP FM RAR." (**Note:** Make sure to end every string with a period).

5.2.2. The instructions for adding a record to Section 1, 2, 3 or 4 of RAR are:

5.2.2.1. Enter the SGM NSN in the SGM field; press <ENTER>.

5.2.2.2. For add actions in Sections 1 or 2, <TAB> to the SRAN field, type the account number, and press <ENTER>. Sections 3 and 4 are not SRAN controlled and do not require this action.

5.2.2.2.1. To navigate to the next SRAN within display sections 1 or 2, select NSRN (Next SRAN) on the bottom menu

5.2.2.2.2. To navigate to the next SRAN within file maintenance sections 1 or 2, type NSRN at the CMD line.

5.2.2.3. <TAB> to a blank line that has A in the function code field. If no blank line exists, <TAB> to the function code field of an existing line of data. Type B and press <ENTER> to create a blank line; or type R and press <ENTER> to replicate the line. In either instance, the function code will automatically convert to an "A."

5.2.2.4. Type values to be added in the appropriate fields and press <ENTER>. If you used "R" at the function code field, overtype the existing values as necessary and press <ENTER>.

5.2.2.5. Repeat steps 2 and 3 for additional records within the same NSN, as appropriate.

5.2.2.6. To update the data base, select "Recalc" from the menus at the bottom of the page and press <ENTER>, then select Notepad and press <ENTER>.

5.2.2.7. Type Remarks on the Notepad in accordance with the Notepad Template; press <ENTER> to get "Edit Successful."

5.2.2.8. Type "Y" at Update; press <ENTER>.

5.2.3. The instructions for changing an existing record in sections 1, 2, 3 or 4 are:

5.2.3.1. Enter the SGM NSN in SGM field; press <ENTER>.

5.2.3.2. For change actions in Sections 1 or 2, <TAB> to the SRAN field, type the account number, and press <ENTER>. Sections 3 and 4 are not SRAN controlled and do not require this action.

5.2.3.3. Type “C” in the function code field of the line where data is to be changed , <TAB> to desired fields, overtype new values, and press <ENTER>.

5.2.3.4. To update the data base, select “Recalc” and press <ENTER> then select Notepad and press <ENTER>.

5.2.3.5. Type Remarks on Notepad; press <ENTER>.

5.2.3.6. Type Y at Update; press <ENTER>.

5.2.4. To delete an existing line in Sections 1, 2, 3 or 4 of RAR, the following applies:

5.2.4.1. Type the SGM NSN in the SGM field; press <ENTER>.

5.2.4.2. For delete actions in Sections 1 or 2, <TAB> to the SRAN field, type the account number, and press <ENTER>. Sections 3 and 4 are not SRAN controlled and do not require this action.

5.2.4.3. Type “D” in the function code field of the line to be deleted and press <ENTER>.

5.2.4.4. Select “Recalc” and press <ENTER> then select Notepad and press <ENTER>.

5.2.4.5. Enter Remarks on the Notepad; press <ENTER>.

5.2.4.6. Type “Y” at Update; press <ENTER>.

**Note:** This action will not be used if the intent is only to delete a field of data.

5.2.5. File maintenance actions taken by the IMS will be subject to RMS on-line edits. Any transaction failing system edits will be highlighted. An entry meeting the edit criteria for the field must be made before the system can be updated.

### **5.3. Detailed Description of Format:**

5.3.1. Standard Heading. All RMS RAR screens have the same standard heading. The elements in the heading are:

5.3.1.1. SGM NSN: SGM NSN for the I&S subgroup being computed.

5.3.1.2. Interchangeability and Substitutability (I&S) NSN: I&S master NSN.

5.3.1.3. RMS Product Number.

5.3.1.4. Current Date (CUR) and Time (date, month, year, hour, minutes): Date and time of system access.

5.3.1.5. Update Date (UPDATED) and Time (date, month, year, hour, minutes): Date and time of last update action.



5.3.1.6. As of Date (AS OF) of computation (date, month, year): Cutoff date for the displayed data.

5.3.1.7. Alternate Cycle (ALT CYC). Typing "X" in the field allows viewing of the previous computation cycle instead of the current one. (File Maintenance Screen Only)

5.3.1.8. FY of the buy/budget years and cycle number.

5.3.1.9. Item Nomenclature (ITM NM): Noun.

5.3.1.10. ALC two position code.

5.3.1.11. Division (DIV) one position code, the first position of the MDC.

5.3.1.12. Inventory Management Specialist (IMS) two position code: Second and third positions of the MDC.

5.3.1.13. Budget Program Activity Code and Materiel Program Code (BUD CD CTL).

5.3.2. Section 1 Peacetime Authorization and Asset Data, Non-vehicle. Section 1 contains, by reporting activity, all peacetime authorizations and in-use asset data as reported by the AFEMS. A detailed description of each data field follows. Data fields are described as they appear on the RMS screen from left to right. Data field abbreviations, as they appear on the screen, are shown in parentheses.

Figure 5.1. RAR Section 1

DISPLAY RAR REPORTED ASSETS/RQMTS SECTION 1 PEACETIME

AD200.C18108ZP  
CUR: 23 SEP 02 1601  
UPDATED: 19 SEP 02 0828  
AS OF: 30 JUN 02

ITM NM ENGRAVING MACHINE,P

1 3417 01 140 2096  
I&S 3417 01 140 2096

FY 03/04-07  
BUD CD CTL 8439900000

HR ALC DIV V IMS 3E  
SRAN FE2067 LOC ROBINS AFB GA AREA 1

ASSET R

ACT STOCK NUMBER F ORG ALLOW AUTH INUSE DFAE C I C MC MDS I O

3417011402096 0093AIG70000 783B00A 1 1 000 P B IC INTMAN

SRAN TOTAL

1 1 1 1 1 1 1 1 1 1 1 1

1 2 3 4 5 6 7 8 9 10 11 12

CMD: F1=HELP F10=DONE MSG:

**Table 5.2. RAR Section 1**

<b>Note</b>	<b>Field Name</b>	<b>Field Description</b>	<b>F/M</b>
1	SRAN	Reporting Activity	Add only
	LOC	Base name	
	AREA	Geographical Location 1: North, Central, or South America 2: Europe (except Germany) 3: Germany 4: Asian theater	
2	ASSET STOCK NUMBER	NSN	Add only
3	ORG	Activity reporting in AFEMS	Add only
4	ALLOW	Identifies the ASC in AFEMS	Add/Change
5	AUTH	Authorized Quantity reflected in AFEMS	Add/Change
6	INUSE	In-use assets reflected in AFEMS	Add/Change
7	DFAE	Dated Forecast Authorized Equipment (DFAE) field shows date in which the RQMTS are to become effective. First position is quarter and second and third positions are FY of future need.	Add/Change
8	IC	Item code: P - Preferred; S - Satisfactory sub; U - Unsatisfactory sub; or M - Multiple. <i>(NOTE: unsatisfactory is different from unsuitable)</i>	Add/Change
9	MI	Multiple component indicator code	
10	UC	Use code: A- EAID mobility SE; B - EAID support RQMT; C - EAID peacetime RQMT jointly used with WRM; or D - WRM.	Add only
11	MC	MAJCOM	Add only
12	MDS	MDS: Type & series of weapon, system, or mission	Add only

5.3.2.1. The SRAN is printed as information to the IMS. All peacetime authorizations and asset data reported with the SRAN are listed under the applicable SRAN. Some pseudo SRANs are found in Section 1 as follows:

5.3.2.1.1. 7777 or XXX7 for non- EAID, classified, overseas activities;

5.3.2.1.2. 8888 or XXX8 for non- EAID, classified, zone of interior activities; and

5.3.2.1.3. 8999 for activities which cannot be identified.

5.3.2.2. The base name (LOC), for which requirements and asset data were reported, is shown to help the IMS in reviewing the RAR. The base name is obtained from AFEMS and is developed from the SRAN responsible for reporting the requirements or assets. All data which can be identified to a SRAN will be listed under a base name.

5.3.2.3. The geographical location (AREA) of the reporting activity will be shown as a single digit code. Reference [Table 13.4](#) for the codes and definitions.

5.3.2.4. The function (FUNC) code field will appear at the beginning of each line shown for the reporting activity on the File Maintenance screens. There is no FUNC in the display screens or the output product; however, there is an ACT field in the display screens and output product. ACT is explained in **Chapter 3**, IMCD and codes and definitions are in [Table 13.1](#). A system generated “V” will appear if a line contains data. Lines that have no data will show a system generated “A” as the function code and will be used by the IMS if an add transaction is appropriate.

5.3.2.4.1. The IMS will use the FUNC field, if appropriate, to indicate what type of action is being initiated for the line of data. [Table 13.8](#) reflects the function codes that will be used by the IMS.

5.3.2.4.2. If function code “D” is mechanically assigned to a line of data, it is a signal to the IMS that the record reported by the AFEMS was not used in computing. Generally an unidentified or unmatched condition will cause this to occur.

5.3.2.5. The (Asset NSN) field will show the NSN of both the authorized and in-use assets. If they are the same NSN and equal to the SGM this condition will be shown on a single line of data. If the in-use assets are not the SGM, then the following will appear:

5.3.2.5.1. The first line will contain the authorized NSN with a “P” printed in the Item Code (IC) field.

5.3.2.5.2. The next line, or lines if more than one substitute NSN is involved, will contain the NSN of the asset(s) and either an “S,” “U” or “M” will appear in the IC field. Reference AFMAN 23-110, V2, P2, C3, Table 3A1.31. for a list of ICs (at <http://www.e-publishing.af.mil/shared/media/epubs/PUBS/AF/23/23011002/020203/020203.pdf> ).

5.3.2.6. A single position, non-file maintainable record flag (RF) is provided to call attention to significant data conditions. [Table 13.15](#) reflects the codes that may appear in this field.

5.3.2.7. The organization (ORG) field provides detailed information about the activity for which requirements and assets have been reported through the AFEMS. It is a twelve position field which breaks down into the following components:

5.3.2.7.1. A four position alpha-numeric organization number that identifies the unit at the reporting activity. An in-being unit, or one programmed to be in being within nine months, will have an actual organization number. AF named and unnumbered organizations will either reflect zeros or a base location code.

5.3.2.7.2. Unit Kind Code (3 positions) designates the type of organization/unit (i.e., 134 Tactical Air Refueling Unit). Unit Kind Codes are listed on the Air Force Support Equipment Allowance Standard Community of Practice (CoP) at: <https://afkm.wpafb.af.mil/ASPs/docman/DOCMain.asp?Tab=0&FolderID=MC-LG-01-24-8&Filter=MC-LG-01-24>.

5.3.2.7.3. A one position numeric level code which identifies the reporting organization structure. Level codes are listed in AFMAN 23-110, V4, P1, C8, para 8.2.1.3 (located at <http://www.e-publishing.af.mil/shared/media/epubs/PUBS/AF/23/23011004/040108/040108.pdf>)

5.3.2.7.4. A four position alpha-numeric field which indicates the separation of a unit from its home organization (i.e., detachment number).

5.3.2.8. The allowance identification (ALLOW) is a seven position alpha-numeric field which identifies the allowance source for the authorized quantity appearing in the AUTH (authorization) field.

5.3.2.8.1. The allowance standard number is indicated in the first three positions. In some instances, an ASC (e.g., 000A, 048, 054) instead of an AS number will appear. Allowance source codes will only be three or four positions. Refer to the AF Support Equipment Allowance Standards (CoP) (located at <https://afkm.wpafb.af.mil/ASPs/docman/DOCMain.asp?Tab=0&FolderID=MC-LG-01-24-6&Filter=MC-LG-01-24>) for a directory of active AS's, their Manager, Support Area and functional area.

5.3.2.8.2. The fourth position will indicate the part of the allowance standard used to establish the reported authorization.

5.3.2.8.3. The fifth position will indicate the section used to establish the reported authorization.

5.3.2.8.4. The sixth position will indicate the subsection, if applicable, used to establish the reported authorization. If subsections are not applicable, this field will be zero filled.

5.3.2.8.5. The seventh position will indicate the column used to establish the reported authorization.

5.3.2.9. Authorized (AUTH) is a four digit numeric field showing the quantity the using activity reported as gross authorizations with the following exceptions:

5.3.2.9.1. When it has been necessary to correct mechanically an authorized quantity, the revised quantity appears on the first line and the reported quantity immediately beneath it. An example is Defense Working Capital Fund (DWCF) requirements reported which show a requirement greater than the reported in-use quantity. The authorization is reduced to equal the in-use assets in this case so as not to create a net AF funded buy. The shortage would be funded by the CSAG-M).

5.3.2.9.2. If the ASC 048 (retention authority) appears in the ALLOW field, the in-use assets are left in section 1 and the authorized quantity is reduced to zero. The requirement will be mechanically added to section 4 as an additive requirement. Initially, if necessary, the authorized quantity is reduced to equal the in-use assets. During the update cycle, the IMS cannot change the reported data in section 1; however, section 4 can be changed. The requirement is not included in WW total requirements.

- 5.3.2.9.3. If ASC 000A (awaiting authorization approval), 044 (gift item), 050 (loan from other government agencies), 052 (stock level), or STBY (standby) appears in the ALLOW field, the reported authorization, if necessary, is reduced to equal the asset position. However, on update, no mechanical check for equalization of requirements to assets is made.
- 5.3.2.9.4. If the reported authorized field contains alphabetic characters and the record is for a non-vehicle asset, the field is zeroed.
- 5.3.2.9.5. If ASC 987 (temporary authorization) appears in the ALLOW field, the authorized quantity is reduced to zero at the cutoff date.
- 5.3.2.9.6. If ASC 000 appears in the ALLOW field, the authorized quantity, if any, is overlaid with zeros.
- 5.3.2.9.7. When the time-phased forecast data field contains entries other than zero, the authorized quantity is a forecast requirement to be effective in the quarter and FY indicated in the forecast data field. The quantity authorized in the forecast record will overlay the existing authorized quantity on the forecast date.
- 5.3.2.10. The in-use (INUSE) field is a four digit numeric which indicates the number of assets that have been issued to custodians at the reporting activity. If alphabetic characters are reported, the field will be zeroed. If a line of data is a time-phased forecast record, the in-use will always be zero.
- 5.3.2.11. Forecast data is used to show the date for which the gross requirements in the authorized field are to become effective. It is a three position numeric field which breaks down into two parts as follows:
- 5.3.2.11.1. First position: This position will be 1, 2, 3, or 4 to indicate the quarter of the future need.
- 5.3.2.11.2. Second and third positions: These positions will indicate the FY of the future need.
- 5.3.2.11.3. If the forecast data is being used to change an existing authorization, the quantity in the authorized field of the forecast record will overlay (not add or subtract) the existing quantity on the forecast date. After overlay, this new quantity is projected throughout the remainder of the computation time frame unless a new forecast record is encountered to increase or decrease the quantity.
- 5.3.2.11.4. The in-use field will always be blank on a forecast line.
- 5.3.2.12. The IC is a single alpha code submitted by the using activity as to the desirability of in-use assets. This code is an expression of opinion and may (or may not) agree with the official I&S grouping. For more information, reference AFMAN 23-110, V2, P2, C3, Table 3A1.31. (at <http://www.e-publishing.af.mil/shared/media/epubs/PUBS/AF/23/23011002/020203/020203.pdf>).
- 5.3.2.13. The multiple component indicator code (MI) indicates by the use of a "Y" (yes) if the record is for the originally authorized quantity and is used for PACs "I," "D," or "A." An "N" (no) indicates the authorized quantity was not originally reported, but has been mechanically generated or the reported NSN is unmatched to the NSN cross

reference. In either situation, the NSN will not be used for PAC “D,” “I,” or “A,” but only for a PAC of “B” or “R.”

5.3.2.14. The use code (UC) is a single position alpha code which indicates the type of record, type requirement, and source of the record. The use codes and definitions are listed in **Table 5.2**

5.3.2.15. The MAJCOM code (MC) is a two position alpha-numeric code which identifies the parent MAJCOM of the reporting activity. The codes are available on the RMS display screen MCT (EQP/DIS/MCT); reference AFMAN 23-110, V2, P2, C3, Table 3A1.34. (at <http://www.e-publishing.af.mil/shared/media/epubs/PUBS/AF/23/23011002/020203/020203.pdf>)

for definition and partial list of MCs. In addition, AFEMS users with access to ERS, a complete list of MAJCOM codes, name, acronyms, and abbreviations, can be found on the ALC tab, under Reports/Valid MAJCOM. The D200C has a MAJCOM Table, listing the MAJCOM code and abbreviation; the command string to access it is: “FOE DIS EQP MCT.”

5.3.2.16. The mission design and series (MDS) is a seven position alpha-numeric field which identifies the type and series of weapon or system.

5.3.2.16.1. The mission comprises the first three positions of the MDS. The field is right hand justified and blank prefixed.

5.3.2.16.2. The design appears in positions four through six. The field is right hand justified and zero prefixed.

5.3.2.16.3. The series occupies the last position of the MDS.

5.3.2.16.4. The following are examples of MDS construction:

5.3.2.16.4.1. ACFT	_ _ C 0 0 5 B
Positions.	1 2 3 4 5 6 7
5.3.2.16.4.2. ACFT.	_ K C 1 3 5 _
Positions	1 2 3 4 5 6 7
5.3.2.16.4.3. ACFT.	F X F 0 0 5 A
Positions	1 2 3 4 5 6 7
5.3.2.16.4.4. System.	4 8 6 L _ _ _
Positions	1 2 3 4 5 6 7
5.3.2.16.4.5. Missile.	A I M 0 2 6 B
Positions	1 2 3 4 5 6 7
5.3.2.16.4.6. Mission.	S E C P O L _

Positions                    1 2 3 4 5 6 7

5.3.2.16.5. The RMS will accept a file maintained MDS which is not constructed properly. This can cause erroneous weapon system summaries on the product WS. Care will be taken to ensure that all file maintained MDSs are in the proper format.



5.3.2.17. The error code field (ERR I O) is printed to assist the IMS in reviewing data on the RAR. The error field consists of the EAID input error code assigned in AFEMS on the input authorization and asset master and the EAID output error code assigned in D039. The codes and definitions are in **Table 13.7**.

5.3.2.17.1. Lines with an error reflected will be reviewed and corrected, if possible, during the update cycle.

### 5.3.3. Section 1 Peacetime Authorization and Asset Data, Vehicles.

5.3.3.1. This screen is the same as Section 1 non-vehicle except it contains only vehicle records. (REMs Only)

5.3.3.2. All instructions furnished in **para 5.3.2** apply to this section.

5.3.3.3. The unique fields for vehicles are: (**Note:** When a vehicle asset is in transit, D039 will put "INTNVEH7000" in the organization identification field [ORGID]) and the allowance identification ([ALLOWID] will be blank.)

5.3.3.3.1. The vehicle replacement reason code (RC) is a one position alpha and is applied to in-use assets to reflect the physical condition of the asset. Used in RAR reports to reflect the physical condition of in-use assets. The code is governed by technical order 36A-1-1301. Reference AFMAN 23-110, V2, P2, C22, Atch 22J-1, Table 22J1.2 (located at <http://www.e-publishing.af.mil/shared/media/epubs/PUBS/AF/23/23011002/020222/020222.pdf>). A list of these codes can be found in AFMAN 23-110, V3, P4, C7, Table 7A2.1. (at <http://www.e-publishing.af.mil/shared/media/epubs/PUBS/AF/23/23011003/030407/030407.pdf>).

5.3.3.3.2. Vehicle Status (VS) code is a one position alpha to indicate the utilization or physical location of vehicle assets. AFMAN 23-110, V3, P4, C7, Atch 7A-1 (at <http://www.e-publishing.af.mil/shared/media/epubs/PUBS/AF/23/23011003/030407/030407.pdf>) contains the details on assignment of these codes.

5.3.3.3.3. The vehicle registration number is an eight position alphanumeric field for vehicular in-use assets and it appears in the AUTH and REG NO field. The requirements computation considers each record as one asset and will not add the serial numbers together when determining asset totals. The registration number consists of:

5.3.3.3.3.1. Positions 1-2: Year of manufacture.

5.3.3.3.3.2. Position 3: Vehicle type.

5.3.3.3.3.3. Positions 4-8: Vehicle serial number.

5.3.3.3.4. The UC (unique to vehicles) is a one-digit alpha used in the RAR report to indicate the type of record, type requirement, and source of the record. Reference AFMAN 23-110, V2, P2, C3, Table 3A1.67. (at <http://www.e-publishing.af.mil/shared/media/epubs/PUBS/AF/23/23011002/020203/020203.pdf>) and V3, P4, Chap 7, Table 7A4.1. (<http://www.e-publishing.af.mil/shared/media/epubs/PUBS/AF/23/23011003/030407/030407.pdf>).

[publishing.af.mil/shared/media/epubs/PUBS/AF/23/23011003/030407/030407.pdf](http://publishing.af.mil/shared/media/epubs/PUBS/AF/23/23011003/030407/030407.pdf)  
).

#### 5.3.4. Section 2 Base/ALC Assets.

Figure 5.2. RAR section 2

SmartTerm Office - [RDB2WP]

DISPLAY AD200.C1A108ZP

RAR REPORTED ASSETS/RQMTS CUR: 24 SEP 02 1242

SECTION 2 UPDATED: 27 JUN 02 1122

BASE/ALC AS OF: 31 MAR 02

FY 03/04-04U ITM NM ENGRAVING MACHINE,P

WR ALC DIV V IMS 3E BUD CD CTL 8439900000

SRAN FD2060 LOC ROBINS AFB GA AREA 1

ACT	ASSET STOCK NO	ACCT	DIA	FUNDED	SERV	UNSERV	INTNS	TOTAL	CNDM	DRMO
3417011402096	OA	3	0	0	0	0	0	3	0	0
SRAN TOTAL		3	0	0	0	0	0	3	0	0

CMD: F1=HELP F10=DONE MSG:

0 >> 24,7



**Table 5.3. RAR section 2**

<b>Note</b>	<b>Field Name</b>	<b>Field Description</b>	<b>F/M</b>
1	ACCT	Asset ownership account: OA - AF assets other than condition D; or OD - TOC asset condition D.	Add/Change
2	DIA	Due-in assets	Add/Change
3	FUNDED	Quantity for which funds have been received, but procurement has not yet been initiated.	Add/Change
4	SERV	Serviceable warehouse assets	Add/Change
5	UNSERV	Unserviceable warehouse assets, or assets in work	Add/Change
6	INTNS	Assets in transit to the applicable SRAN	Add/Change
7	TOTAL	Sum of DIA+FUNDED+SERV+UNSERV+INTNS	Add/Change
8	CNDM	Number of assets condemned during quarter ending with comp cut-off date	Add/Change
9	DRMO	Number of assets processed to disposal during quarter ending with comp cut-off date	Add/Change

5.3.4.1. This section contains a summary of assets, by SRAN, other than those reported in-use (Section 1) or in-place (Section 3). This section permits review and update, as necessary, by the IMS. Used in conjunction with Section 1, the actual SRAN net requirement status can be determined.

5.3.4.2. Display Section 2 can be accessed from the Product Selection Data screen by:

5.3.4.2.1. Selecting Section 2 and pressing <ENTER>, or

5.3.4.2.2. From Section 1 of RAR by typing NEXT at the CMD line and pressing <ENTER> (this only works if a specific section is not selected on the Product Selection Data screen).

5.3.4.3. File maintenance of RAR Section 2 can be accessed, using the drop down option, select EQP/FM/RAR.

5.3.4.3.1. At SGM enter the NSN, press <ENTER>.

5.3.4.3.2. At Section, select 2, press <ENTER>.

5.3.4.3.3. Navigation instructions for section 2 are found in **paras 5.2.2.2.1.** and **5.2.2.2.2**

5.3.4.4. The heading for this section is same as explained in **para 5.3.1.**

5.3.4.5. The SRAN, LOC and AREA codes are the same as discussed in **paras 5.3.2.1, 5.3.2.2,** and **5.3.2.3.**

5.3.4.6. The function (FUNC) codes are the same as discussed in **para 5.3.2.4.**

5.3.4.7. The ASSET STOCK NO will contain the actual NSN for which summary data is being depicted. Only those NSNs shown in Section B, IMCD, will be included in this section. This is a file maintainable field.

5.3.4.8. The Ownership/Purpose Account (ACCT) is a two position, file maintainable field which identifies the ownership account for which assets are being reported. The

code will be either 0A (AF assets other than supply condition code "D") or 0D (TOC, SCC "D," assets). The RMS default value is "0A."

5.3.4.9. Due-in assets (DIA) is a file maintainable, six position numeric field which indicates the number of assets scheduled for direct shipment to the SRAN from contract. For non-depot activities, the number of assets is equal to the quantity with BV status in the D035A, Item Manager Wholesale Requisition Process (IMWRP). For depot activities, the number of assets is equal to that quantity destined for stock.

5.3.4.10. The funded quantity (FUNDED) indicates the quantity of assets for which prior year funds have been received, but for which procurement has not been initiated, or where procurement action has been initiated but the due-ins have not yet been picked up mechanically. This field is always maintained manually by the IMS and will be updated on the 31 March and 30 September cycles. Failure to include this quantity can lead to false requirements. This field applies to ALCs only.

5.3.4.11. SERV is a file maintainable, six position numeric field which indicates the serviceable warehouse assets reported by bases or assets resident at a storage distribution point (usually an ALC). These assets are shown by NSN and ownership account. Condition "D" assets (TOC) are considered serviceable and will appear under this heading; however, these assets show ownership account 0D instead of 0A. TOC quantities are considered part of the total warehouse serviceable quantity.

5.3.4.12. UNSERV is a file maintainable, six position numeric field which indicates the unserviceable warehouse assets, or those reparables on work order, reported by bases or assets resident at a storage distribution point (usually an ALC). These assets are shown by NSN and ownership account.

5.3.4.13. The in transit (INTNS) field is a file maintainable, six position numeric field which indicates the quantity of assets enroute to the applicable SRAN. Assets enroute from new acquisition are excluded from the in transit quantity as they are considered DIA. The IMS will closely review any quantities showing as in transit to ensure they are valid. In transits apply to both base and ALC accounts.

5.3.4.14. The asset total (TOTAL) is not a file maintainable field. Any entry is a computer generated sum of DIA + FUNDED + SERV + UNSERV + INTNS.

5.3.4.15. The condemnation quantity (CNDM) is a file maintainable, four position numeric field which indicates the number of assets, by NSN and ownership account, that were condemned during the quarter ending with the computation cutoff date. While these assets are processed to a DRMO, they are tracked separately for two purposes. First, all condemnations are recorded in Section C, IMCD for the purpose of asset accounting and secondly in Section D, IMCD for the purpose of computing a condemnation rate (replacement factor).

5.3.4.16. The DRMO quantity is a file maintainable, four position numeric field which indicates the number of assets processed to disposal during the quarter ending with the computation cutoff date. As indicated in the para 5.3.4.15., this quantity does not include those assets that were condemned. Entries in this field are added to Section C, IMCD to assist in asset accounting.

## 5.3.5. Section 3 War Readiness Materiel (WRM) Authorization and Asset Data, Non-vehicle

Figure 5.3. RAR, Sect 3

DISPLAY AD200.C1B108ZP

RAR REPORTED ASSETS/RQMTS CUR: 26 AUG 04 1624

SECTION 3 UPDATED: 27 JUN 02 1122

WRM AS OF: 31 MAR 02

FY 03/04-04U ITM NM ENGRAVING MACHINE,P

BUD CD CTL 8439900000

WR ALC DIV V IMS 3E R COMP

ASSET F BASE CODE AUTH I/P

ACT STOCK NUMBER

I M U ERR

DFAE C I C MC MDS I O

CMD: F1=HELP F10=DONE MSG: NO DATA MEETS THE SELECTION CRITERIA

Table 5.4. RAR, Sect 3

Note	Field Name	Field Description	F/M
1	BASE	3 digit unclassified code identifying a base	Add only
2	COMP CODE	Code that identifies mission and function for RQMTS and assets	Add only
3	AUTH	Authorized quantity	Add/Change
4	I/P	In-place asset quantity	Add/Change
5		See RAR, Sect 1 for explanation of data elements	

5.3.5.1. All WRM authorizations and in-place asset data in this section is received from the AFEMS. The IMS may add, change or delete data in the section on computation update cycles. Data, as it appears on the RMS screen, is not classified.

5.3.5.1.1. Section 3 is accessed from any other RAR screen by typing a “3” over the existing section number in the heading information and pressing <ENTER>.

5.3.5.1.2. All function codes addressed in Section 1 apply to this section.

5.3.5.2. Most data appearing in Section 3 have the same definition, purpose and use as those in Section 1. Therefore, only those fields which are different are discussed here. Refer to paras under [5.3.2](#) for those fields not discussed here.

5.3.5.3. The WRM base code (BASE) is a three position code, which when used by itself, is not classified. It can be related to a four digit base code used to indicate the physical location of in-place assets using a classified WRM Base Code Table maintained in AFEMS. This code cannot be changed.

5.3.5.4. The composition code (COMP CODE) is a four position field which identifies the mission and function for the reported requirements and assets. This code cannot be changed. For add transactions, the MAJCOM, COMP CODE, BASE CODE and MDS must match the valid WRM table.

5.3.5.5. In-place (I/P) asset quantity is a four position field which indicates the number of assets prepositioned or set aside in advance to support WRM requirements.

5.3.5.6. The MC is the storing command responsible for reporting in-place assets. It is a two position code as used in Section 1.

#### 5.3.6. Section 3 War Readiness Materiel (WRM) Authorization and Asset Data, Vehicles

5.3.6.1. This screen is identical to Section 1 non-vehicle with exception of vehicle unique fields RC, VS and registration number. The discussion in Section 3 non-vehicles [para 5.3.5](#) applies to this section.

5.3.6.2. The unique vehicle fields RC, VS and registration number were discussed in Section 1, [para 5.3.3](#)

5.3.6.3. The file maintenance steps discussed in [para 5.2](#) apply.

#### 5.3.7. Section 4 Additive Requirements Data.

Figure 5.4. RAR, Sect 4

Smart Term Office - [RDEZWP]

DISPLAY AD200.C10108ZP

RAR REPORTED ASSETS/RQMTS CUR: 26 SEP 02 1434

SECTION 4 UPDATED: 19 SEP 02 0828

SGM 3417 01 140 2096 ADDITIVE REQUIREMENTS DATA AS OF: 30 JUN 02

I&S 3417 01 140 2096 FY 03/04-07 ITM NM ENGRAVING MACHINE,P

WR ALC DIV V IMS 3E BUD CD CTL 8439900000

ACT	STOCK NUMBER	ADDITIVE ID	TYP	A	A	TRAN	AUTH	AST	DFAE	MC	MDS
			RQT	P	R	DATE	QTY	QTY			
	3417011402096	0031SEP70000-48	33	5	1	02181	1	0	000	0D	048
	3417011402096	0086MMS70A00-48	33	5	1	02181	1	0	000	0D	048

CMD: F1=HELP F10=DONE MSG:

Table 5.5. RAR, Sect 4

Note	Field Name	Field Description	F/M
1	ADDITIVE ID	Describes the additive RQMT being input	Add only
2	TYP RQT	2 digits identify the type of additive input	Add/Change
3	AP	Allocation Priority (codes 1-5) show the relative need for assets	Add/Change
4	AR	Area code: Geographical Location 1: North, Central, or South America 2: Europe (except Germany) 3: Germany 4: Asian Theater	Add/Change
5	TRAN DATE	Julian Date (YYDDD) mechanically assigned upon additive entry	
6	AUTH QTY	Authorized quantity	Add/Change
7	AST QTY	Asset quantity	Add/Change
8	DFAE	Dated Forecast Authorized Equipment (DFAE) field shows date in which the RQMTS are to become effective. First position is quarter and second and third positions are the FY of the future need.	Add/Change
9	MC	MAJCOM	Add/Change
10	MDS	MDS: Type & series of weapon, system, or mission	Add/Change

5.3.7.1. Section 4, if it exists, contains those requirements and assets which could not be, or were not, reported through the AFEMS. Data in this section is accumulated through mechanical and manual means.

5.3.7.2. Section 4 is accessed from any other RAR screen by typing a "4" over the existing section number in the heading information and pressing <ENTER>.

5.3.7.3. Mechanical additives can be summarized as:

5.3.7.3.1. The D035A provides the computation, via AFEMS, with backorders and shipments to non-reporting activities.

5.3.7.3.1.1. Contractor (EY or EZ) shipments (other than bailment). If shipment occurs prior to the computation cutoff date, the quantity shipped will appear as AST QTY and a like quantity will be shown in the AUTH QTY field. These requirements and/or assets will be valid for the entire computation period unless IMS adjusted. The TRC will equal 66.

5.3.7.3.1.2. Contractor (EY or EZ) backorders (other than bailment). If shipment does not occur prior to the computation cutoff date, the quantity on backorder is shown in the AUTH QTY field and the AST QTY field will be zero. The TRC will be 65.

5.3.7.3.1.3. Contractor (EY or EZ) partial shipments (other than bailment). In the event of partial shipments prior to the computation cutoff date, the requisition quantity will show in the AUTH QTY field and the shipped quantity will show in the AST QTY field.

5.3.7.3.1.4. If the first two positions of the SRAN are FF (non-reporting activity), a TRC 16 additive is created.

5.3.7.3.2. Bailment/loan shipments to contractors are tracked in the D035 system must be file maintained in D200C for the quarterly computations. The D035A on-loan will be inserted in the AUTH QTY. The TRC will be 69. Line 2 displays contract number, return date, and managing SRAN.

5.3.7.3.3. AME, AF Form 538 (non-reported losses), and RPIE balances are created from records received from the AFEMS each computation cycle except update. Additive requirements are created to offset the reported assets. The TRC will be 90 for AME, 91 for AF Form 538, and 92 for RPIE.

5.3.7.3.4. Records received showing ASC 048 and an authorized quantity greater than zero are used to build two records. The first record remains in Section 1 with zero authorized and the reported assets as in use. The second record, an additive requirement equal to the in-use assets reported, is created in section 4. The TRC will be 34 if the assets have a parts preference code of 3 or 9. Otherwise, the additive will have a TRC of 33.

5.3.7.4. This section can be used by the IMS to manually input any requirement and/or asset not otherwise included in the computation.

5.3.7.5. The following elements are found in Section 4:

5.3.7.5.1. ASSET STOCK NUMBER is the NSN for the additive requirement and/or asset.

5.3.7.5.2. ADDITIVE ID is the identification of the additive. This entry can be mechanical or manual.

5.3.7.5.2.1. Mechanical entries will be:

5.3.7.5.2.1.1. Requisition numbers for contractor or non-reporting activity backorders;

5.3.7.5.2.1.2. Requisition numbers for contractor shipments;

5.3.7.5.2.1.3. Contract numbers for bailment assets;

5.3.7.5.2.1.4. AF command for vehicle peacetime requirements at buy and budget positions; and

5.3.7.5.2.1.5. WRM command for vehicle WRM requirements at buy and budget positions.

5.3.7.5.2.2. The IMS will identify manually input additives with any descriptive data desired as long as the data is not classified or does not compromise classified data.

5.3.7.5.3. TYP RQT is the TRC which is a two position numeric code identifying the input to a specific type of requirement. The IMS will use the TRC which will most closely identify any manually input additive. TRCs 01-49 are excluded from the computation of replacement requirements. Thus, it is important to use the appropriate code. TRCs are covered in para 2.11.5.. These codes are available on RMS display screen TRT.

5.3.7.5.4. AP is a one position numeric 1-5 which shows the Allocation Priority code or Force Activity Designator (FAD) for the additive requirement. This code is used during the allocation procedures for dividing available assets among known requirements.

5.3.7.5.5. The area code (AR) is defined in **Table 13.4**.

5.3.7.5.6. The transaction date (TRAN DATE) is a seven position numeric (CCYYDDD) which indicates the date the additive requirement was added to Section 4. This date is used to force IMS review of additives as they become one year old to ensure their continued validity. Additives, which will be more than one year old by 31 Mar or 30 Sep, are identified and output on the RMS product Over Age Additives for IMS review. All additives over one year will be purged from the system.

5.3.7.5.7. AUTH QTY is a five position numeric which shows the additive requirement quantity.

5.3.7.5.8. AST QTY is a five position numeric which shows the additive asset quantity. This field will be zero if the additive is a time-phased forecast.

5.3.7.5.9. Forecast data is discussed in **para 5.3.2.11**.

5.3.7.5.10. MC is defined in **para 5.3.2.15**.

5.3.7.5.11. MDS is discussed in **para 5.3.2.16**.

5.3.8. Section 5 Air Force Industrial Funds.

5.3.8.1. This screen is available through the RMS display menu. It is a non-file maintainable section which addresses the CSAG-M replacement requirements required for depot level maintenance. A hard copy may be requested from OP.

5.3.8.2. The source of this data is the DMAPS system which inputs requirements to the D039 each March quarterly and update cycle. However, the DMAPS is not being maintained, so no data is being received during the interface.

5.3.8.3. The CSAG-M requirements are funded by the Capitol Purchases Program, 6E funds (CSAG-M), DBOF 97X 4930.FA20. The IMS will receive a fund site to purchase CSAG-M requirements.

5.3.8.4. The elements appearing in this section are:

5.3.8.4.1. STOCK NUMBER of the required NSN.

5.3.8.4.2. REQ ALC is the ALC which has the CSAG-M requirements.

5.3.8.4.3. NEED DT is the date the equipment is required.

5.3.8.4.4. ANALYSIS NUMBER provides visibility for management of CSAG-M requirements and consists of:

5.3.8.4.4.1. Directorate identification (2 positions);

5.3.8.4.4.2. FY (2 positions);

5.3.8.4.4.3. Budget program code (2 positions);

5.3.8.4.4.4. Custody account code (5 positions);

5.3.8.4.4.5. Serial number (2 positions);

5.3.8.4.4.6. Analysis type (1 position); and

5.3.8.4.4.7. DOD category code (3 positions).

5.3.8.4.5. RQMTS are the quantities required.

5.3.8.4.6. OPTIMUM IND (Optimum Indicator Code). The codes and definitions are in **Table 13.11**.

5.3.8.4.7. REQUIREMENTS QTR & FY. If requirements exist, the following data will be displayed on Section 5 RAR screen:

5.3.8.4.7.1. RPT Q/YY will be the total requirements at the reported (computation cutoff date) position. The quarter and FY will be shown.

5.3.8.4.7.2. CUR OP will be the total requirements at the current operating position. The quarter and FY will be shown.

5.3.8.4.7.3. BUY will be the total requirements at the buy position. The quarter and FY will be shown.

5.3.8.4.7.4. BUD will depict the total requirements at the budget position. The



quarter and FY will be shown.

5.3.8.4.7.5. BUD + 1 through BUD + 5 will indicate the total requirements for five years beyond the budget position. For each budget year, the quarter and FY will be shown.

5.3.8.4.8. If no CSAG-M requirements exist, then the elements in [para 5.3.8.4.7](#) will not be displayed on the screen.

5.3.9. Section 6 MAJCOM Summary - Reported.

Figure 5.5. RAR, Sect 6

DISP  
RAR REPORTED ASSETS/RQMTS  
AD200.C1F108ZP  
CUR: 02 OCT 02 1313  
UPDATED: 19 SEP 02 0828  
AS OF: 30 02  
M NM ENGRAVING MACHINE, P  
FY 03/0  
BUD CD CIL 8439900000

MAJOR COMMAND	PEACE AUTH	PEACE I/U	WRM AUTH	WRM I/P	ADDIT AUTH	ADDIT I/U	TOTAL AUTH	TOTAL I/U I/P
OD AFE	3	6	0	0	0	0	3	6
OJ AET	3	3	0	0	0	0	3	3
OM AFR	2	2	0	0	0	0	2	2
OR PAF	1	0	0	0	0	0	1	0
1C ACC	4	4	0	0	0	0	4	4
1L AMC	7	6	0	0	0	0	7	6
1M MTC	3	2	0	0	0	0	3	2
1S SPC	1	2	0	0	0	0	1	2
4Z ANG	9	7	0	0	0	0	9	7
TOTAL	33	32	0	0	0	0	33	32

ALLOWANCE SOURCE CODES-REPORTED  
000 048 147 370 783

CMD: F1=HELP F10=DONE MSG:

**Table 5.6. RAR, Sect 6**

<b>Note</b>	<b>Field Name</b>	<b>Field Description</b>	<b>F/M</b>
1	MAJOR COMMAND	Each MAJCOM code and abbreviation listed in RAR sections 1 through 4 is listed here for the summarization of Authorizations and In Service Assets.	
2	PEACE AUTH & I/U	Total Peacetime (Use Code A, B, & C) Authorized and In Use by MAJCOM as reported in section 1.	
3	WRM AUTH & I/P	Total WRM (Use Code D) Authorized and In Place by MAJCOM as reported in section 3.	
4	ADDIT AUTH & I/U	Total Additive Authorized and In Use by MAJCOM as reported in section 4.	
5	TOTAL AUTH & I/U I/P	Total Authorized and In Use/In Place by MAJCOM as reported in sections 1, 3, and 4.	
6	ALLOWANC E SOURCE CODES- REPORTED	This is a list of all of the ASCs cited in sections 1, 3, and 4.	

**Note:** This data is reflected as reported or as in the Reported Position. This section cannot be file maintained; however, file maintenance accomplished in RAR sections 1, 3, and 4 will affect the data once D039 re-computes the requirements including the file maintenance actions.

5.3.9.1. This RMS screen is available through the display menu. The section cannot be file maintained nor viewed in the file maintenance option of RMS. A hard copy will be requested from OP.

5.3.9.2. Data in this section is a WW summary of requirements and assets by MAJCOM as reported on the computation cutoff date. There is also an ASC summary display.

5.3.9.3. The elements appearing in this section are:

5.3.9.3.1. MAJOR COMMAND will show the two position command designator and command abbreviation. The command entries will be pulled from Sections 1, 3 and 4 of RAR. These codes are displayed in alphabetic sequence.

5.3.9.3.2. The peacetime authorizations (PEACE AUTH) for each command are extracted from Section 1. All lines showing the applicable command will be totaled and displayed in this column. Forecast data is not included in this total since it is not effective at the computation cutoff date.

5.3.9.3.3. Peacetime In Use (PEACE I/U) for each command is extracted from Section 1. All lines showing the applicable command will be totaled and displayed in this column.

5.3.9.3.4. WRM Authorizations (WRM AUTH) for each command are extracted from section 3. All lines showing the applicable command will be totaled and displayed in this column.

5.3.9.3.5. WRM In Place (WRM I/P) for each command is extracted from Section 3. All lines showing the applicable command will be totaled and displayed in this column.

5.3.9.3.6. Additive requirements (ADDIT AUTH) appearing in Section 4 will be summarized by command and displayed in this column.

5.3.9.3.7. Additive assets (ADDIT I/U) appearing in Section 4 will be summarized by command and displayed in this column.

5.3.9.3.8. The total authorized (TOTAL AUTH), by command, will equal the sum of PEACE AUTH + WRM AUTH + ADDIT AUTH.

5.3.9.3.9. The total in use/in place (TOTAL I/U I/P) will equal the sum of PEACE I/U + WRM I/P + ADDIT I/U.

5.3.9.3.10. The ALLOWANCE SOURCE CODES - REPORTED is a list of the different ASCs showing in the Section 1 ALLOW field. This is an informational entry for the IMS. They are displayed in numerical sequence.

5.3.10. Section 7 Part 1 Assets by Condition - Reported. This part portrays the assets, by NSN and category used in the computation as of the cutoff date and asset loss information.. It is accessible in RMS from the Display menu. A hard copy will be requested from OP.

Figure 5.6. RAR, Sect 7, Pt 1

SGM 3405 01 074 6108  
I&S 3405 01 074 6108  
WR ALC DIV V IMS 3E

RAR REPORTED ASSETS/RQMTS  
SECTION 7 PART 1  
ASSETS BY CONDITION-REPORTED  
FY 03/04-07  
BUD CD CTL 8439900000

UPDATED:  
AS OF: 30 JUN 02  
ITM NM SAW,BAND,METAL CUTT

ASSET STK NO	FND/00	SERV	UNSERV	I/U	I/P	TOTAL	RQMTS	CONDM	ORMO
3405P20-714	0	0	0	1	0	1	0	0	0
3405P28-663T	0	0	0	1	0	1	0	0	0
3405001482119	0	0	0	6	0	6	0	0	0
3405002221324	0	0	0	16	0	16	0	0	0
3405002401647	0	0	0	3	0	3	0	0	0
3405003519704	0	0	0	2	0	2	0	0	0
3405005288688	0	0	0	27	0	27	0	0	0
3405006745873	0	0	0	2	0	2	0	0	0
3405009494635	0	0	0	2	0	2	0	0	0
3405010746108	0	3	0	110	0	113	167	1	0
<b>TOTAL</b>	<b>0</b>	<b>3</b>	<b>0</b>	<b>170</b>	<b>0</b>	<b>173</b>	<b>167</b>	<b>1</b>	<b>0</b>

CMD: F1=HELP F10=DONE MSG:

**Table 5.7. RAR, Sect 7, Pt 1**

<b>Note</b>	<b>Field Name</b>	<b>Field Description</b>	<b>F/M</b>
1	ASSET STK NO	This is the list of NSNs and locally assigned PNs that have been cited in sections 1 through 4.	
2	FND/OO	Total number of assets reported in section 2 in the “Funded” and “DIA” fields by NSN.	
3	SERV	Total number of warehouse assets reported in section 2 in the “SERV” and “INTRNS” fields by NSN.	
4	UNSERV	Total number of warehouse assets reported in section 2 in the “UNSERV” field by NSN.	
5	I/U	Total number of in-use assets reported in sections 1 and 4 in the “INUSE” and “AST QTY” fields by NSN.	
6	I/P	Total number of in-place assets reported in section 3 in the “I/P” field by NSN.	
7	TOTAL	Total available assets reported in sections 1 through 4 by NSN.	
8	RQMTS	Total requirements reported in sections 1 through 4 by NSN.	
9	CONDM	Total number of assets reported as condemned in section 2 in the “CONDM” field by NSN.	
10	DRMO	Total number of assets reported as being sent to DRMO in section 2 in the “DRMO” field by NSN.	
11	TOTAL	Total number of assets by category.	

**Note:** This data is reflected as reported or as in the Reported Position. This section cannot be file maintained; however, file maintenance accomplished in RAR sections 1, 2, 3, and 4 will affect the data in this section.

#### 5.3.11. Section 7 Part 2 Assets by STK NO Gained - Reported.

This RMS screen displays reported assets, by NSN, that were gained from other computation groups as of the computation cutoff date. These assets, introduced by reporting activities, are substitutes (in use or in place) for the authorized NSN. Gains may include NSNs within the same I&SG; however, they belong with another SGM. A hard copy may be requested from OP.

5.3.12. Section 7 Part 3 Assets by STK NO Lost - Reported. This RMS screen displays reported assets, by NSN, that have been lost to other computation groups as of the computation cutoff date. These assets, reported by using organizations, are being used as substitutes in other computation groups. These assets may be used as substitutes for computation groups within the same I&SG. A hard copy may be requested from OP.



Figure 5.7. RAR, Sect 7, Pt 3

DISPLAY  
RAR REPORTED ASSETS/RQMTS  
SECTION 7 PART 3  
ASSETS BY STK NO LOST-REPORTED  
FY 03/04-07  
BUD CD CTL 8439900000

AD200.C1J1082P  
CUR: 02 OCT 02 1324  
UPDATED:  
AS OF: 30 JUN 02  
ITM NM SAW,BAND,METAL CUTT

ASSET STK NO	TOT QTY	SGM STK NO	I&S MAS STK NO	ALC
3405010746108	3	3405003519704	3405003519704	WR
3405010746108	1	3405008365792	3405008365792	WR
TOTAL				
4				

CMD: F1=HELP F10=DONE MSG:

Table 5.8. RAR, Sect 7, Pt 3

Note	Field Name	Field Description	F/M
1	ASSET STK NO	The list of assets, by NSN, that have been cited as satisfactory substitutes for NSNs outside this sub-group.	
2	TOT QTY	Total number of assets being reported in RAR sections 1 through 4 for another SGM NSN.	
3	SGM STK NO	The SGM NSN under which these assets are being reported as satisfactory substitutes.	
4	I&S MAS STK NO	The I&S Group Master NSN under which these assets are being reported as satisfactory substitutes.	
5	ALC	The managing ALC for the NSNs under which these assets are being reported as satisfactory substitutes.	
6	TOTAL	Total number of assets being used as satisfactory substitutes for NSNs outside the sub-group.	

**Note:** This data is reflected as reported or as in the Reported Position. This section cannot be file maintained; however, file maintenance accomplished in RAR sections 1, 2, 3, and 4 will affect the data in this section.

## 5.3.13. Section 8 Part 1 Assets by Condition at Buy.

Figure 5.8. RAR, Sect 8, Pt 1

SGM 3405 01 074 6108  
I&S 3405 01 074 6108  
WR ALC DIV V IMS 3E

RM REPORTED ASSETS/RQMTS  
SECTION 8 PART 1  
ASSETS BY CONDITION AT BUY  
FY 03/04-07  
BUD CD CTL 8439900000

CUR: 02 OCT 02 1525  
UPDATED: AS OF: 30 JUN 02  
ITM NM SAN,BAND,METAL CUTT

ASSET STK NR	DIA	FUNDED	SERV	UNSERV	I/U	I/P	TOTAL	RQMT
3405P20-714	0	0	0	0	1	0	1	0
3405P28-663T	0	0	0	0	1	0	1	0
3405001482119	0	0	0	0	6	0	6	0
3405002221324	0	0	0	0	12	0	12	0
3405002401647	0	0	0	0	3	0	3	0
3405005288688	0	0	0	0	19	0	19	0
3405006745873	0	0	0	0	2	0	2	0
3405009494635	0	0	0	0	2	0	2	0
3405010746108	0	0	3	0	111	0	114	173
TOTAL	0	0	3	0	157	0	160	173

CMD: F1=HELP F10=DONE MSG: BOTTOM OF FILE REACHED

**Table 5.9. RAR, Sect 8, Pt 1**

<b>Note</b>	<b>Field Name</b>	<b>Field Description</b>	<b>F/M</b>
1	ASSET STK NO	This is the list of NSNs and locally assigned part numbers that are being computed as of the Buy Position.	
2	DIA	Total number of section 2 assets in the “DIA” field aligned as of the Buy Position by NSN.	
3	FUNDED	Total number of section 2 assets in the “Funded” field aligned as of the Buy Position by NSN.	
4	SERV	Total number of section 2 warehouse assets in the “SERV” and “INTRNS” fields by aligned as of the Buy Position NSN.	
5	UNSERV	Total number of section 2 warehouse assets in the “UNSERV” field aligned as of the Buy Position by NSN.	
6	I/U	Total number of sections 1 and 4 in-use assets in the “INUSE” and “AST QTY” fields aligned as of the Buy Position by NSN.	
7	I/P	Total number of section 3 in-place assets in the “I/P” field aligned as of the Buy Position by NSN.	
8	TOTAL	Total available assets aligned as of the Buy Position by NSN.	
9	RQMTS	Total requirements aligned as of the Buy Position by NSN.	
10	TOTAL	Total number of assets by category.	

**Note:** This data is reflected at the Buy Position, after the alignment, allocation, realignment, reallocation and displacement of assets. This section cannot be file maintained; however, file maintenance accomplished in RAR sections 1, 2, 3, and 4 will affect the data in this section.

5.3.13.1. The Section is accessible in RMS from the Display menu. A hard copy may be requested from OP.

5.3.13.2. This screen has the same data elements as Section 7, Part 1. The difference between the two sections is the point in time for which the summary is being portrayed. Section 8, Part 1 shows the status of assets as projected to the buy position in the computation. The results of computation logic (displacement, application, allotment and allocation) will be shown as they apply at the buy position.

5.3.13.3. Refer to [para 5.3.10.3](#) for explanation of the screen elements.

5.3.14. Section 8 Part 2 Assets by STK NO Gained at Buy.

Figure 5.9. RAR, Sect 8, Pt 2

SGM 3405 01 074 6108  
I&S 3405 01 074 6108  
WR ALC DIV V IMS 3E

REPORTED ASSETS/RQMTS  
SECTION 8 PART 2  
ASSETS BY STK NO GAINED AT BUY  
FY 03/04-07  
BUD CD CTL 8439900000

AD200.C1  
X: 02 OCT 02  
UPDATED:  
AS OF: 30 JUN 02  
ITM NM SAW,BAND,METAL CUTT

ASSET STK NO	TOT QTY	SGM STK NO	I&S MAS STK NO	ALC
3405P20-714	1	UNIDENTIFIED		
3405P28-663T	1	UNIDENTIFIED		
3405001482119	6	3405001482119	3405001482119	WR
3405002221324	12	3405002221324	3405002221324	WR
3405002401647	3	3405002401647	3405002401647	WR
3405005288688	19	3405005288688	3405005288688	WR
3405006745873	2	3405006745873	3405006745873	WR
3405009494635	2	3405009494635	3405009494635	WR
<b>TOTAL</b>	<b>46</b>			

CMD: F1=HELP F10=DONE MSG:

Table 5.10. RAR, Sect 8, Pt 2

Note	Field Name	Field Description	F/M
1	ASSET STK NO	The list of NSNs and locally assigned part numbers that have been aligned as of the Buy Position and are outside this sub-group.	
2	TOT QTY	Total available assets aligned as of the Buy Position by NSN.	
3	SGM STK NO	The SGM NSN for the NSNs the system could identify.	
4	I&S MAS STK NO	The I&SG master NSN for the NSNs the system could identify.	
5	ALC	The managing ALC for the NSNs the system could identify.	
6	TOTAL	Total number of assets, from outside the sub-group, being used as satisfactory substitutes as of the Buy Position.	

**Note:** This data is reflected at the Buy Position, after the alignment, allocation, realignment, reallocation and displacement of assets. This section cannot be file maintained; however, file maintenance accomplished in RAR sections 1, 2, 3, and 4 will affect the data in this section.



5.3.14.1. This RMS screen has the same data elements as Section 7, Part 2. The difference between the two sections is the point in time for which the summary is being portrayed. Section 8, Part 2 shows the status of gained assets as projected to the buy position in the computation. The results of computation logic (displacement, application, allotment and allocation) will be shown at the buy position.

5.3.15. Section 8 Part 3 Assets by STK NO Lost at Buy. This RMS screen has the same data elements as Section 7, Part 3. The difference between the two sections is the point in time for which the summary is being portrayed. Section 8, Part 3 shows the status of lost assets as projected to the buy position in the computation. The results of computation logic (displacement, application, allotment and allocation) will be shown at the buy position.

Figure 5.10. RAR, Sect 8, Pt 3

**RAR REPORTED ASSETS/RQMTS**  
**SECTION 8 PART 3**  
**ASSETS BY STK NO LOST AT BUY**  
 FY 03/04-07  
 BUD CD CTL 8439900000

SGM 3405 01 074 6108  
 I&S 3405 01 074 6108  
 WR ALC DIV V IMS 3E

0200.C1M10  
 CUR: 02 OCT 02 1320  
 UPDATED: AS OF: 30 JUN 02  
 ITM NM SAW,BAND,METAL CUTT

ASSET STK NO  
 3405010746108

TOT QTY  
 3

SGM STK NO  
 3405003519704

I&S MAS STK NO  
 3405003519704

ALC WR

TOTAL 3

CMD: F1=HELP F10=DONE MSG:

0 >> 24,7

Connected to mvspsol.odgen.dsa.mil

Start | Inbox - Microsoft Ou... | 0039 Class Training... | Addresses-Phones | SmartTerm Office | 1:27 PM

**Table 5.11. RAR, Sect 8, Pt 3**

<b>Note</b>	<b>Field Name</b>	<b>Field Description</b>	<b>F/M</b>
1	ASSET STK NO	The list of assets, by NSN, that have been aligned as of the Buy Position as satisfactory substitutes for NSNs outside this sub-group.	
2	TOT QTY	Total number of assets being aligned as of the Buy Position to another SGM NSN.	
3	SGM STK NO	The SGM NSN under which these assets are being aligned as of the Buy Position as satisfactory substitutes.	
4	I&S MAS STK NO	The I&SG master NSN under which these assets are being aligned as of the Buy Position as satisfactory substitutes.	
5	ALC	The managing ALC for the NSNs under which these assets are being aligned as of the Buy Position as satisfactory substitutes.	
6	TOTAL	Total number of assets being aligned as of the Buy Position as satisfactory substitutes for NSNs outside the sub-group.	

**Note:** This data is reflected at the Buy Position, after the alignment, allocation, realignment, reallocation and displacement of assets. This section cannot be file maintained; however, file maintenance accomplished in RAR sections 1, 2, 3, and 4 will affect the data in this section.

#### 5.3.16. Section 9 Asset Reduction Records.

5.3.16.1. This RMS screen shows all asset records that were released from active requirements due to unsuitability considerations. These records consist of unidentified assets not required by the reporting user, I&S parts preference code 4 or 9 assets, and unused vehicle replacement eligible assets. The computation will examine all in-use and in-place asset records for an expression of satisfaction as indicated by an "S" in the IC field in Sections 1 or 3. If the in-use or in-place asset is not an equipment type item (NSN is not listed in Section B, IMCD), the asset is considered a suitable substitute for the using organization as long as that organization is in existence. However, when the organization phases out, the asset is also phased out or dropped from the computation as an authorization will no longer exist within the computing system for a non-equipment type item.

5.3.16.2. The Section 9 screen is a combination of Sections 1 and 3 formats. The data elements are listed in Table 5.12.

**Table 5.12. RAR, Sect 9 Legend**

<b><u>Data Element</u></b>	<b><u>Description</u></b>
ASSET STK NO	NSN of the item being dropped from Sections 1 or 3 of the computation.
RF	Record flag. Refer to <a href="#">Table 13.15</a> .
ORG/WRM	If the record being dropped is from Section 1, the organization field will appear. If it is from Section 3, the WRM base code will appear.
RC	Vehicle RC will be filled in if the asset(s) dropped is from Section 1 or 3 vehicles. Otherwise it is blank.
VS	Vehicle Status Code will be filled if the asset(s) dropped is from Section 1 or 3 vehicles. Otherwise it is blank
ALLOW	Allowance. Refer to <a href="#">para 5.3.2.8</a> .
ASSET OR REG NO.	Asset or Registration Number. Refer to <a href="#">para 5.3.2.10</a> and <a href="#">para 5.3.3.3.3</a> .
IC	Item Code. Refer to <a href="#">para 5.3.2.12</a> .
UC	Use Code. Refer to <a href="#">Table 5.2</a> .
MC	MAJCOM. Refer to <a href="#">para 5.3.2.15</a> .
SRAN	Stock Record Account Number of the activity reporting the dropped asset(s).
QTR CD	Quarter Code indicates the FY and quarter the asset record was dropped from the computation. The total assets dropped at or before the buy period is shown in this section.

#### **5.4. General Description of Over-Age Additive (OAA) Requirements Report.**

5.4.1. This hard copy report is produced on a semiannual basis for delivery to the IMS. The intent of the product is to identify those additive requirements in Section 4 of RAR which are, or will be, more than one year old on the next March or September computation cycle.

5.4.2. The hard copy report generated in March identifies those additives which expire on 31 March. The report generated in September identifies those additives which expire on 30 September.

5.4.3. As of 31 March and 30 September, all additives will be purged from the system.

5.4.4. The IMS must review the OAA report and re-input those requirements which are still valid. Once input, the additives will not be selected for mechanical deletion for another year measured from the TRAN DATE in Section 4.

5.4.5. The data elements found on the equipment OAA Requirements report are the same as discussed in Section 4 of RAR. Refer to [para 5.3.7](#) for description.

5.4.6. File maintenance instructions can be found in [para 5.2.2](#).

5.4.7. The IMS can view OAA through the RMS Display menu. Selecting OAA from the menu and entering the appropriate NSN will display those additives, if any, which have been selected for mechanical deletion.

5.4.8. The IMS may obtain the OAA report from the RMS system by utilizing the OP menu.

## **5.5. General Instructions.**

5.5.1. Data within the equipment computation is either system generated or created as the result of some non-computation input system. The computation system has been designed around the philosophy that any corrections to input data will be accomplished within the responsible input system. Therefore, while system update capability exists, it is used only to facilitate the “as of 31 March” and “as of 30 September” buy/budget short term clean up cycles. Corrections file maintained in the computation system will have immediate action taken to update the applicable input system, if appropriate. Inputting changes throughout the year on the RMS product IMCD will help reduce the volume of file maintenance during update cycles.

5.5.2. As stated before, only Sections 1, 2, 3, and 4 may be file maintained during the file maintenance window after the initial computation has been uploaded. Lines of reported data may be changed or deleted as well as created; instructions for file maintenance in [para 5.2](#) apply.

## **5.6. Detailed Operating Instructions.**

5.6.1. The elements found on the RAR which provide data for determining net requirements are:

5.6.1.1. Peacetime requirements and in-use assets found in Section 1.

5.6.1.2. Base/depot warehouse assets (serviceable and unserviceable) and funded/on order quantities found in Section 2.

5.6.1.3. WRM requirements and in-place assets found in Section 3.

5.6.1.4. Additive requirements and assets found in Section 4.

5.6.2. The IA received each computation file maintenance cycle dictate the sequence in which the RAR products will be worked. Each computation group, based on the initial data input, will compute one or a combination of the following categories: termination, buy, budget, budget + 1, retention, excess or in an optimum condition.

5.6.3. Termination Status. If a termination condition exists, it is created by the fact that the total of funded/on order plus other reported assets (in use/in place/warehouse/serviceable/warehouse unserviceable) exceeds the gross requirement at the Budget + 1 (termination level) position.

5.6.3.1. In reviewing the RAR, the following will be accomplished:

5.6.3.1.1. Determine if the asset position reported is correct. Section 7, Assets by Condition -Reported or the PRA product can be checked to establish the number of assets being used in the computation.

5.6.3.1.2. Check the funded/on order quantity. Are the assets still due in? Were any or all of the due-ins delivered prior to the computation cutoff date? Were the due-ins procured with other moneys and suppressed (i.e., FMS)? Were the due-ins canceled or reduced prior to the cutoff date (PR/MIPR cancellation/reduction, contract termination)?

5.6.3.1.3. Funded/on order quantities appear in RAR Section 2 by SRAN. File maintenance actions (add, change or delete) are accomplished as stated in **para 5.2**.

5.6.3.2. The termination quantity can be created because of missing/erroneous/incomplete requirements. Compare the computation which generated the procurement(s) to the current computation. Are there valid additive requirements which need to be added to section 4 of RAR? Is the reporting in Sections 1 and 3 complete and accurate?

5.6.4. Other Conditions (Buy, Budget, Budget + 1, Retention, Excess).

5.6.4.1. Determine if the asset position reported is correct. Section 7, Assets by Condition -Reported, can be checked to establish the number of assets, by NSN, being used in the computation.

5.6.4.1.1. If the total assets represent a gain, determine if the position is valid. Some possibilities causing this condition are: erroneous due-ins in Section 2; duplication of requirements/assets in Sections 1 or 3 and Section 4; invalid warehouse/in transit balances in Section 2; and customer reported satisfactory substitute assets which do not officially belong in the computation group (i.e., gains).

5.6.4.2. Review additive requirements in Section 4 to determine if they are still valid. Check especially those additives added on prior cycles for reporting type activities. Check Section 4 entries against reported data in Section 1 or 2.

5.6.4.3. Review backorders against reported data. Backorders for non-reporting special projects may be input as additives in Section 4. Check for authorizations established after the computation cutoff date as these will be input into Section 4.

5.6.4.4. Input funded only entries in Section 2 for procurements initiated but not yet picked up by the J041 system as on order. Also, file maintain approved, funded requirements from prior year computations for which procurement has not been initiated.

5.6.4.5. Review detailed records in Sections 1 and 2 to detect and correct duplications, omissions or inclusion of extraneous requirements. The IMS will apply item knowledge and question obvious inaccuracies. If necessary, the IMS will take necessary follow-up action to have MAJCOMs report correctly and completely.

5.6.4.6. In Section 1, review authorized quantities which appear to be out of the norm. These can be reviewed against the applicable allowance standard to ensure the authorized quantity does not exceed the allowance.

5.6.4.7. Review asset fields in Section 1 and 2 against known shipments and adjust as necessary. If shipment was initiated close to the computation cutoff date and is not reflected on the shipper's or recipient's records, then the quantity shipped will be shown as in transit. This is accomplished in Section 2 for the receiving SRAN.

5.6.4.8. If the authorized quantity in Section 1 is not supported by in-use, DIA or serviceable warehouse assets, and no backorders exist for the activity, the quantity reported authorized may be excessive to organization's actual needs. Verify the reported authorization.

5.6.4.9. If the authorized quantity in Section 1 exceeds the in-use asset total, with serviceable warehouse assets reported by the base, the quantity reported authorized may be excessive. Verify the reported authorization.

5.6.4.10. Review records with system edit error codes and correct, if possible.

5.6.4.11. The MDS field may be changed, if needed, to provide a more definitive breakout of weapon system requirements. The MDS has no effect on the net quantities computed, but it is needed for funding purposes. Ensuring the correctness of reported MDS will help produce a more reliable WSP.

5.6.4.12. Review status of assets shipped to contractors and include as additive requirements if they were not mechanically input. No practical method exists to mechanically recognize these assets when returned from the contractor. **Note:** Receipts on ALC document numbers or contractor shipping documents, and manually update authorization and asset position when required. Take action periodically, through contracting officials, to verify the status of these assets.

5.6.4.13. Review Section 6 summary data to detect obvious duplications, omissions, or numeric errors applicable to authorization and in service assets. This review might reveal that a particular command's reported data in Sections 1, 3 and 4 will be reviewed in detail and corrective actions are necessary.



## Chapter 6

### GROSS AND NET REQUIREMENTS PROJECTIONS

**6.1. Purpose.** The primary function of the D039 is to provide defensible buy and budget net requirements for use in procurement plans and budget estimates. Essential elements of this function are:

- 6.1.1. Projection of gross requirements based on current AF plans and programs. Currently a 7-year projection is used.
- 6.1.2. Application and allocation of available and funded and on-order assets according to priorities and other prescribed criteria for projected requirements.
- 6.1.3. Development of net requirements in advance of actual need to permit acquisition and delivery concurrent with or prior to the actual need.
- 6.1.4. Identify potential candidates for termination action or retention. Identify potential excess assets for use in other services or for disposal action.

**6.2. Terms Explained: Projected Requirements and Assets (PRA).** Figures 6.1. thorough 6.4. are numbered copies of PRA Screens. Tables 6.1. through 6.4. (below each figure) describe the numbers in sequence:

**Figure 6.1. PRA-Requirements**

The screenshot shows a terminal window titled "Small Term Office - [R002/WP]". The main display area contains the following text:

```

DISPLAY
PRA PROJECTED RQMTS AND ASSETS
SGM 3417 01 140 2096
I&S 3417 01 140 2096
FY 03/04-07
BUD CD CTL 8439900000
AD200.C4D108ZP
CUR: 25 SEP 02 0811
UPDATED: 19 SEP 02 0828
AS OF: 30 JUN 02
ITM NM ENGRAVING MACHINE,P
STD PRC 27838

```

Below this is a table with 10 columns: RPT, CUR OP, BUY, BUD, BUD+1, BUD+2, BUD+3, BUD+4, BUD+5. The rows are labeled with categories on the left and dates on the top. The categories are: GROSS RQMTS, AF INIT, CAP INIT, ANG INIT, AFR INIT, WRM, REPL, ADDITIVE, and TOTALS. The dates are: 3/02, 4/03, 2/04, 2/05, 4/05, 4/06, 4/07, 4/08, 4/09. The values are as follows:

	RPT 3/02	CUR OP 4/03	BUY 2/04	BUD 2/05	BUD+1 4/05	BUD+2 4/06	BUD+3 4/07	BUD+4 4/08	BUD+5 4/09
GROSS RQMTS	22	22	22	22	22	22	22	22	22
AF INIT	0	0	0	0	0	0	0	0	0
CAP INIT	9	9	9	9	9	9	9	9	9
ANG INIT	2	2	2	2	2	2	2	2	2
AFR INIT	0	0	0	0	0	0	0	0	0
WRM	1	3	4	5	6	7	9	10	10
REPL	0	0	0	0	0	0	0	0	0
ADDITIVE	0	0	0	0	0	0	0	0	0
TOTALS	34	36	37	38	39	40	42	43	43

At the bottom of the screen, there is a command line: "CMD: F1=HELP F10=DONE MSG:". The status bar at the very bottom shows "0 >> 24.7".

Numbered callouts in the image point to the following elements:

- 1: SGM 3417 01 140 2096
- 2: AF INIT
- 3: CAP INIT
- 4: ANG INIT
- 5: AFR INIT
- 6: WRM
- 7: REPL
- 8: ADDITIVE
- 9: TOTALS
- 10: BUD+5 4/09

**Table 6.1. PRA- Requirements**

<u>Note</u>	<u>Field Name</u>	<u>Field Description</u>	<u>F/M</u>
1	GROSS RQMTS	Header for fields below	
2	AF INIT	Total AF (active components) RQMTS RAR, 1 (+ forecasts)	
3	CAP INIT	Total CAP RQMTS from RAR, 1 (+ forecasts)	
4	ANG INIT	Total ANG RQMTS from RAR, 1 (+ forecasts)	
5	AFR INIT	Total AFR RQMTS from RAR, 1 (+ forecasts)	
6	WRM	Total WRM RQMTS from RAR, 3 and 4 (TRCs 01-09)	
7	REPL	Replacement additives (TRCs 10-15, 40-41, 93-99) and/or replacement quantities computed based on replacement factor(s)	
8	ADDITIVE	Additives from RAR, 4 (minus TRCs 01-15, 25-41, 93-99)	
9	TOTALS	Sum of AF INIT+CAP INIT+ANG INIT+AFR INIT+REPL+ADDITIVE	
10		Summarized segmented requirements. Shows reported position, current operating position, Buy position, and 6 Budget positions. (QTRs and Years based on Lead Time)	

**Notes:**

1. This product cannot be file maintained. It is a summary product and will change as a result of file maintenance accomplished in the IMCD, RAR (sections 1, 3, & 4), and WS.
2. During IMCD file maintenance, the Budget Control Code and Standard Price will change on this product once the message "Update Successful" is received. A successful change in the Lead Time will cause the quarter and years of the Buy through Bud+5 positions to change.
3. During the RAR file maintenance, only the Reported position will change for all requirement fields.
4. During the WS file maintenance windows, Requirement categories can be changed at any program position across the FYDP. The PRA will reflect those changes once the message "Update Successful" is received.



Figure 6.2. PRA-Assets

Smart Term Office - [R062WP]

DISPLAY AD200.C4T108ZP

PRA PROJECTED RQMTS AND ASSETS CUR: 25 SEP 02 0811

SGM 3417 01 140 2096 ASSETS UPDATED: 19 SEP 02 0828

I&S 3417 01 140 2096 AS OF: 30 JUN 02

FY 03/04-07 ITM NM ENGRAVING MACHINE,P

WR 1 DIV V IMS 3E BUD CD CTL 8439900000 STD PRC 27838

RPT CUR OP BUY BUD BUD+1 BUD+2 BUD+3 BUD+4 BUD+5

QTR & FY 3/02 4/03 2/04 2/05 4/05 4/06 4/07 4/08 4/09

IN USE	32	31	31	31	31	31	31	31
IN PLACE	0	0	0	0	0	0	0	0
WHSE SVC	0	0	0	0	0	0	0	0
WHSE UNSVC	1	1	1	1	1	1	1	1
FND ON ORD	6	6	6	6	6	6	6	6
TOTALS	39	38	38	38	38	38	38	38
NET RQMTS		0	0	0	1	2	4	5
INITIAL		0	0	0	0	0	0	0
REPLACEMENT		0	0	0	1	2	4	5

CMD: F1=HELP F10=DONE MSG:

0 >> 24,7

**Table 6.2. PRA-Assets**

<u>Note</u>	<u>Field Name</u>	<u>Field Description</u>	<u>F/M</u>
1	IN USE	Total In-Use assets from RAR, 1 (only in RPT position)	
2	IN PLACE	Total In-Place assets from RAR, 3	
3	WHSE SVC	Serviceable base and depot warehouse assets (RAR, 2)	
4	WHSE UNSVC	Unserviceable base and depot warehouse assets, or assets in work (RAR, 2)	
5	FND ON ORD	Sum of due-in assets & quantity of assets for which funds have been received, but procurement has not yet been initiated. (RAR, 2)	
6	TOTALS	Sum of IN USE+IN PLACE+WHSE SVC+WHSE UNSVC+FND ON ORD	
7	NET RQMTS	Total RQMTS from pg 1 of PRA minus total assets	
8	INITIAL	Portion of Net RQMT that is for in-production aircraft	
9	REPLACEMENT	Remainder of Net RQMT for non-in-production aircraft	

**Notes:**

1. This product cannot be file maintained. It is a summary product and will change as a result of file maintenance accomplished in the IMCD, RAR (sections 1, 2, 3, & 4), and WS.
2. During IMCD file maintenance, the Budget Control Code and Standard Price will change on this product once the message "Update Successful" is received. A successful change in the Lead Time will cause the quarter and years of the Buy through Bud+5 positions to change.
3. During the RAR file maintenance, only the Reported position will change for all asset fields.
4. During the WS file maintenance windows, Asset categories can be changed at any program position across the FYDP. The PRA will reflect those changes once the message "Update Successful" is received.

Figure 6.3. PRA – Buy/Bud Requirements

SmartTerm Office - [DD62WP]

File Edit View Tools Properties Connection Window Help

2

1

3

4

5

6

7

DISPLAY AD200.C4E108ZP

PRA PROJECTED RQMTS AND ASSETS CUR: 26 SEP 02 1105

BUY/BUD REQUIREMENTS UPDATED: 19 SEP 02 0828

SGM 3417 01 140 2096 I&S 3417 01 140 2096 AS OF: 30 JUN 02

FY 03/04-07 ITM NM ENGRAVING MACHINE,P

WR ALC DIV U TMS 3E BUD CD CTL 8439900000 STD PPC 27838

	UNIT COST	BUY	BUD	BUD+1	
NET RQMTS		2/04	2/05	4/05	
PRICE W/O FDT	27,027	0	0	1	
STANDARD PRICE	27,838	0	0	27,027	
INITIAL SPARES	0	0	0	27,838	
TECH DATA	0	0	0	0	
OTHER COSTS	0	0	0	0	
TOTAL WITH FDT	27,838	0	0	0	
		BUD+2	BUD+3	BUD+4	BUD+5
		4/06	4/07	4/08	4/09
NET RQMTS		1	2	1	0
PRICE W/O FDT	27,027	54,054	27,027	0	
STANDARD PRICE	27,838	55,676	27,838	0	
INITIAL SPARES	0	0	0	0	
TECH DATA	0	0	0	0	
OTHER COSTS	0	0	0	0	
TOTAL WITH FDT	27,838	55,676	27,838	0	

CMD: F1=HELP F10=DONE MSG: 24,7

**Table 6.3. PRA – Buy/Bud Requirements**

<u>Note</u>	<u>Field Name</u>	<u>Field Description</u>	<u>F/M</u>
1	NET RQMT	De-accumulated Net RQMTS for each programmed position	
2	PRICE W/O FDT	Standard price minus 3% (IMCD, sect B) (x QTY)	
3	STANDARD PRICE	Latest Acquisition cost + 3% FDT; Estimated price + 3%	
4	INITIAL SPARES	Cost if initial spares determined by multiplying spares factor times the standard price (x QTY)	
5	TECH DATA & OTHER COSTS	Costs over and beyond base unit price for tech data or other costs such as mod kits, special adapters, etc. (IMCD, sec A) (Tech data cost is a total cost; whereas, Other Costs is a Unit Cost and is multiplied by the QTY)	
6	TOTAL WITH FDT	Summation of standard price, initial spares, tech data, and other costs	
7	BUY, BUD, BUD+1 THRU +5	The de-accumulated Net RQMT for each programmed position is multiplied by the Standard Price and Other Costs, plus the Tech Data cost, which equals the “Total With FDT”	

**Notes:**

1. This product cannot be file maintained. It is a summary product and will change as a result of file maintenance accomplished in the IMCD and WS.
2. During IMCD file maintenance, changes to the Standard Price, Tech Data, Other Costs and Spares Factor will change the dollar values on this product once the message “Update Successful” is received. A successful change in the Lead Time will cause the quarter and years of the Buy through Bud+5 positions to change.
3. During the WS file maintenance windows Requirement and Asset categories can be changed at any program position across the FYDP. The PRA will reflect those changes in the respective Net RQMT once the message “Update Successful” is received.



Note    Field Name                      Field Description                      F/M

Figure 6.4. PRA – Buy Net Requirements – Item Info

The screenshot shows a terminal window titled "Smsar Terms Office - [R002WP]" with a menu bar (File, Edit, View, Tools, Properties, Connection, Window, Help). The main display area shows the following information:

DISPLAY  
PRA PROJECTED RQMTS AND ASSETS                      AD200.C4F108ZP  
CUR: 26 SEP 02 1107  
SGM 3417 01 140 2096                      BUY NET RQMTS --ITEM INFO--                      UPDATED: 19 SEP 02 0828  
I&S 3417 01 140 2096                      AS OF: 30 JUN 02  
FY 03/04-07                      ITM NM ENGRAVING MACHINE,P  
WR ALC DIV V IMS 3E                      BUD CD CTL 8439900000                      STD PRC                      27838

BUY NET RQMTS                      SGM LONG SUPPLY/ITEM INFO

AF INIT	0	AUTH SUPPLY LVL	0	PRCMT LEAD/MOS	05
CAP INIT	0	DISPOSAL DEFER	0	INITIAL SPARES FAC	.00
ANG INIT	0	DIR/ELEC/HLD-AF	0	ACQ METHOD CD	1G
AFR INIT	0	DIR/ELEC/HLD-SAP	0	AMC EXP DT	APR 95
ADDITIVE	0	TERMINATION LVL	39	REPL FACTOR	.0417
WRM	0	TERMINATION QTY	0	REPL CRIT CODE	A
REPL	0	RETENTION LVL	45	REPAIR LOCATION	DEP    FLD
TOTAL	0	COMP ELEC HLD	5	CTR	OTH
		EXCESS WHSE	0		
PREV COMP FOR SGM		EXCESS IN SVC	0	MIEC SGM	4DF
BUY	5	UNSUIT WHSE	0	TOTAL ACQUIRED	41
BUDGET	6	UNSUIT IN SVC	0	LOST FROM SYSTEM	11
EXCESS O/O	0	UNSUIT ON ORDER	0	GAINS FOR SGM	2
EXCESS	0	UNSUIT D/E	0	LOSSES FOR SGM	0

CMD:                      F1=HELP F10=DONE MSG:

0                      >>                      24,7

Numbered callouts (1-12) are placed over the screen as follows:

- 1: AF INIT
- 2: BUY
- 3: BUY NET RQMTS
- 4: CAP INIT
- 5: ADDITIVE
- 6: WRM
- 7: RETENTION LVL
- 8: BUDGET
- 9: EXCESS IN SVC
- 10: UNSUIT ON ORDER
- 11: UNSUIT D/E
- 12: REPL CRIT CODE

**Table 6.4. PRA – Buy Net Requirements – Item Info**

<u>Note</u>	<u>Field Name</u>	<u>Field Description</u>	<u>F/M</u>
1	BUY NET RQMTS	Summary of the net shortages at the Buy position for RQMTS: AF, CAP, ANG, & AFR Initial, Additives, WRM, and Replacements	
2	PREV COMP FOR SGM	Shows if the computation computed a Buy, Budget, Termination, or Excess in last semi-annual computation	
3	AUTH SUPPLY LVL	Sum of all TRCs 40-49 + 83	
4	DISPOSAL DEFER	Quantity of assets which the IM has been directed not to dispose	
5	DIR/ELEC/HOLD-AF & SAP	Quantity of assets being retained under TRCS: 30-33, 35-37 (AF) and 25-29 (SAP)	
6	TERMINATION LVL & QTY	Level is equal to highest gross RQMT between the buy, budget and budget+1 and the quantity is the portion of the on order or funded assets not required to meet that level	
7	RETENTION LVL	Equal to highest gross RQMT plus Directed/Elected to hold plus deferred disposal quantity	
8	COMP ELEC HLD	Highest gross RQMT less the higher gross RQMT at the buy or budget position	
9	EXCESS WHSE/ EXCESS IN SVC	Quantity of warehouse assets not required to meet the retention level (Excess Warehouse) and quantity of non-allocated in-use/in-place assets not required to meet the retention level (Excess In Svc)	
10	UNSUIT WHSE UNSUIT IN SVC UNSUIT ON ORDER	Unsuitable assets in warehouse, in service, or on-order that have parts preference 4 or 9	
11	UNSUIT D/E	Unsuitable assets directed to hold, (TRCs 34 or 39 from RAR, section 4), or “R” coded items that have parts preference 4 or 9.	
12	ITM INFO	Data from IMCD Sections A, B, and C	

#### 6.2.1. Major Program Positions

6.2.1.1. As of Date. This is the cut-off date for input data to be used in the computation. (i.e., 31 March, 30 September). RPT position on the computation represents the “as of date.” This position will show requirements and assets as reported in AFEMS on this date. **Note:** Gross and net requirements are not computed for this position. Data shown in this program position will not be altered by system logic.

6.2.1.2. Current Operating Position. This is the fourth quarter of the procurement FY being computed. **Note:** Application of forecasted requirements and the economic alignment of assets have affected the data in this position and beyond.

6.2.1.3. Buy Position. The current operating position plus procurement lead time for the computation group adjusted to the nearest program position.

6.2.1.4. Budget Position. The current operating position plus procurement lead time plus 12 months adjusted to the nearest program position.

#### 6.2.2. Category Explanations

6.2.2.1. Gross Requirements. The quantity of approved authorizations and other justified AF needs for a given equipment item.

6.2.2.2. Assets. In-service assets are the sum of the In-Use and the In-Place assets.

6.2.2.2.1. In-Use Assets. On-hand assets being used to satisfy AF requirements at the reporting date.

6.2.2.2.2. In-Place Assets. On-hand assets being held at designated locations to offset WRM requirements.

6.2.2.3. Net Requirements. Gross requirements less applied, reapplied, and allocated assets.

6.2.2.3.1. Applied. In-service assets being used in the organization where reported or in the re-designated organization.

6.2.2.3.2. Reapplied. In-service assets which are excess to their reported organization and base serviceable assets mechanically assigned, based on location, to remaining shortages.

6.2.2.3.3. Allocated. All remaining assets (in-service, warehouse serviceable, warehouse unserviceable, due-in and funded) assigned within I&SG to all remaining requirements (including calculated replacements).

**6.3. Projection.** Within the requirements computation, approved authorizations are projected seven years (25 to 28 quarters depending on the processing cycle cut-off date). The data related to the quarters considered to be the most significant for requirements computation purposes are selected for display on the PRA Report.

**6.4. Projection/Methodology.** All gross requirements are projected using a FY and quarter phasing indicator in each detailed authorization record to indicate when the authorized quantity will be effective. See the following example:



**Table 6.5. Projection/Methodology**

<u>Phasing</u>	<u>Stock Number</u>	<u>Qty Auth</u>	<u>Date</u>
Record (1)	4920 00 580 2303	10	---
Record (2)	4920 00 580 2303	15	2/10
Record (3)	4920 00 580 2303	20	4/10
Record (4)	4920 00 580 2303	0	4/11

The computer will phase gross requirements in the following manner:

<u>FY 4/08</u>	<u>4/09</u>	<u>1/10</u>	<u>2/10</u>	<u>3/10</u>	<u>4/10</u>	<u>4/11</u>
10	10	10	15	15	20	0

**Note:** New quantities will replace old authorized quantities completely.

6.4.1. Forecast data input by AFEMS are used to adjust existing authorizations and are matched to existing records (starting with the FY and quarter that the forecasted quantity becomes effective), on authorized NSN, MAJCOM, organization identification, MDS, and allowance identification. If a forecast record is unmatched to an existing record on the above elements, the forecast will be used to generate gross requirements starting with the FY and quarter that the forecast quantity becomes effective (acting in the same manner as a new activation). Forecast data is used to adjust requirements on an item basis rather than an organization basis. If the forecast record contains a date that is already passed, the record would be discarded. For example, the date in the forecast record is 2/07 but the current date is 3/07, the forecast record will be discarded.

6.4.2. Additive requirements can contain forecast dates also. These records will be handled like all other forecasts.

## **6.5. Non-Vehicle Items.** Vehicles are discussed beginning with [para 6 15](#).

6.5.1. Objective. Asset alignment is based on the following:

6.5.1.1. Customers will be furnished an item that is both suitable and satisfactory for their use.

6.5.1.2. The I&S system is the source for the OOU for assets.

6.5.1.2.1. Assets from a lower capability computation group will not be allocated to satisfy requirements in a higher capability group.

6.5.1.2.2. Assets for items administratively condemned with a parts preference codes 4 or 9 in the I&S record, are considered unsuitable and are not used to satisfy projected requirements. However, these assets will be shown in the “as of,” RPT position as they are reported by the using organization, but will not be considered during the computation process for use at any future position (reference RAR, Section 9 or WSP, Section 5).

6.5.1.3. Assets will be aligned to gross requirements in a predetermined order that is both economical and practical. The system considers the standard price, need, and I&S structure.

6.5.1.3.1. A variance in the standard price, greater than \$500, is a determining factor. A high-cost item has a standard price at least \$500 more than the authorized item's standard price.

6.5.1.3.1.1. When high-cost items are not required in their home computation group, they will be applied as originally reported. However, if there is a requirement in the home computation group, the system will return the high-cost, out-of-computation group (substitute) asset to its home computation group.

6.5.1.3.2. The I&S structure determines when the high-cost, substitute, asset is returned to its home computation group.

6.5.1.3.2.1. For a high cost substitute in the same I&SG as the authorized item, but a different home computation group, the return of the substitute to the home computation group is on an independent quarter-by-quarter basis to enable maximum use of assets.

6.5.1.3.2.2. For a high-cost , out-of-I&SG substitute, displacement cannot be made on a quarter-by-quarter basis because of the lack of a positive relationship between I&SGs. Therefore, a check is made at the budget position for non-vehicle items as to whether the asset is needed in its home (higher cost) computation group. If so, it is returned, beginning with the second program position and continuing through the last program position.

6.5.1.4. All substitute in-service assets will be recognized with the exception of those the using activity coded unsatisfactory. Non-equipment type in-service substitutes are assigned to the reporting organization as long as its requirement exists (includes unidentified and local purchase). When the initial requirement is removed, the non-equipment type item being used as a substitute is dropped from the computation. The dropped asset is shown in the RAR, Section 9.

6.5.1.5. Assets identified to an ownership purpose code are first used to satisfy that requirement. Assets, excess to this requirement, are used to satisfy other account shortages within the same computation group. Following this, the next consideration is the same ownership account in lower capability computation groups.

6.5.2. Identification and Adjustment of Assets. No assets will be displaced for the first (cutoff date) program position as actual reported data are required to maintain asset integrity for management consideration and comparison purposes. The following steps identify various conditions of assets and displace from the reporting records those assets not meeting certain criteria.

6.5.2.1. Step 1. All assets coded 4 or 9 in the sequence (parts preference) field are considered unsuitable in the I&SG and are identified and considered displaced from the reporting organization except in the "as of" reporting position. These assets have been determined to be unsuitable for AF use due to technical or safety reasons and assets are removed from the supply system as soon as possible. These assets are not used to offset requirements for the second and succeeding program positions. All are unsuitable excess unless TRC 34 (Directed-to-Hold) or 39 (Elected-to-Hold) additives are used.

6.5.2.2. Step 2. All assets coded unsatisfactory by the reporting organization (reported with item code “U” in the detailed in-use in-place record) which belong to a computation group other than the authorized item, are displaced and returned to home computation group for use elsewhere in the computation. The user will be provided an item from the home computation group of the authorized item if possible. Since it is an objective of AFMC to provide customers with the materiel they need, the asset is withdrawn for requirements purposes to fill a potential shortage in home computation group and allow customers to provide the item required.

6.5.2.3. Step 3. Assets are identified to the appropriate ownership account. TOC assets will be assigned 0D in order to distinguish from other serviceable assets on the RAR. All other assets will be assigned to account 0A. For computation purposes, 0D is combined with 0A.

6.5.2.4. Step 4. Authorized preferred (item code “P”) and substitute (item code “S”) in-use, in-place asset quantities are checked for peacetime and WRM records only. If the sum of these asset quantities exceeds the authorized quantity, all assets (including item code “M” assets) exceeding the authorized quantity are displaced and used within their computation group or I&SG, for consideration against other valid authorized requirements.

6.5.2.5. Step 5. All Multiple Components (Item Code “M”) assets will be displaced and used within their computation group or I&SG.

6.5.2.5.1. If the sum of the authorized preferred (item code “P”) and substitute (item code “S”) assets does not exceed the authorized quantity, a quantity of authorization, not to exceed the difference or the quantity of multiple component substitute assets, will be created for the computation group of the substitute. The authorized quantity of the initially reported record will be reduced by the largest quantity created for the multiple components.

6.5.2.5.2. The RAR shows the data as reported and as used in the computation by dual line entries within the appropriate computation groupings.

6.5.2.5.3. For details, see [Attachment 2](#).

6.5.2.6. Step 6. All detailed authorization and in-use in-place records are screened, and I&SGs using in-service assets from other I&SGs to fill a shortage are identified. Unit cost of assets and the authorized item are compared (excluding vehicles).

6.5.2.6.1. If the variance is \$500 or less, assets are denoted as “Low Cost out of I& S Group” and are left in service where reported to offset the reported authorization.

6.5.2.6.2. If the variance is \$501 or more, assets are identified as “High Cost out of I& S Group.” These assets are subject to being moved to their computation group in later processing if a need develops for these high cost assets.

6.5.2.7. Step 7. All detailed authorization and in-use in-place asset records are screened. All computation groups using in-service assets from other computation groups within the same I&SG to fill a shortage are identified, and comparison made of the unit cost of asset computation group and authorization computation group.

6.5.2.7.1. If the variance is \$500 or less, assets are identified as “Low Cost in I&SG” and left where reported to fill the reported authorization.

6.5.2.7.2. If the variance is \$501 or more, assets are identified as “High-Cost in I&SG.” These high cost assets are subject to being moved to their home computation group to satisfy shortages there, if required, during later processing.

6.5.2.8. Step 8. All the remaining assets in the computation are identified to one of the following types:

6.5.2.8.1. In-service (in-use/in-place installed):

6.5.2.8.1.1. In-service assets for the authorized NSN will be referred to as authorized in-service. These assets are identified on the RAR with item code “P.” Assets reported with, but not excess to additive requirements will be referred to as authorized in-service.

6.5.2.8.1.2. Substitute in-service assets are applicable only to peacetime and WRM records, and will be identified on the RAR with item code “S,” “U,” or “M.”

6.5.2.8.2. Serviceable assets. Base serviceable assets are the sum of the serviceable asset quantity and the in transit asset quantity from the base (SRAN) asset records.

6.5.2.8.3. Unserviceable assets:

6.5.2.8.3.1. Base unserviceable assets are the asset quantity from the unserviceable assets of the base (SRAN) unserviceable records.

6.5.2.8.3.2. ALC unserviceable assets are the asset quantity from the unserviceable asset quantity of the ALC unserviceable asset records.

6.5.2.8.4. Due-in assets (contract, PR, MIPR, funded, etc.) are applicable to the DIA quantity from both the base (SRAN) asset records and the IM or SM ALC asset records. Funded assets are the assets from the IM or SM ALC-funded assets records as appearing in Section 2 of the RAR.

6.5.3. Applying In-service Assets. The necessary steps are taken to apply assets to requirements. Assets used during this process are limited to those assets the using organizations report as in-service.

6.5.3.1. In-service assets after being subjected to the variation process described in steps 1 through 8 are coded to satisfy the requirement where they were initially reported. Normally the assets would be retained to satisfy these requirements as long as the reporting organization remains in being.

6.5.3.2. In the first “as of” position, the assets will be shown as they were initially reported. Adequate quantities of the authorized assets or satisfactory substitutes will be applied to the requirement at the second program position and all succeeding positions as long as the requirement remains. The quantity of applied assets cannot increase from one program position to the next and cannot exceed the gross requirement for each applicable position.

6.5.3.3. Step 9. Starting in the second program position, in-service assets within their own computation group will be applied first to the organization reporting the asset. Assets will be applied to the MDS against which assets were reported before they are applied to other MDS codes with the same organization. Any assets which become excess at any program position due to organization phase-down will be considered for reapplication in that position and all succeeding positions.

6.5.3.4. Step 10. Low-cost in I&SG (out of computation group) in-service assets will be applied next, starting with the second program position. Any of these assets which become excess to the unit at any program position will be forwarded to the home computation group in that position and all succeeding positions and considered for reapplication in the home computation group.

6.5.3.5. Step 11. Low-cost out of I&SG in-service assets will be applied to the unit reporting the asset at all program positions in sufficient quantities to offset the gross requirements at the budget position. Any asset applied at this position which is excess at any other position will be identified in the excess positions as “retained for application.” Any asset not applied in this position will be forwarded to the home computation group in all positions starting with the second program position and used in reapplication to the home computation group.

6.5.3.6. Step 12. Unidentified (to I&SG) in-service assets will be applied starting in the second program position to the unit reporting them as suitable substitutes. Any of these assets which become excess to the unit at any program position will be considered as “excess unsuitable” in that position and all succeeding program positions.

6.5.3.7. Step 13. High-cost in I&SG in-service assets will be “tentatively applied” at all program positions starting with the second position. Any of these assets which become excess at any position will be forwarded to the home computation group in that position and all succeeding positions to be considered for reapplication. The “tentatively applied” high-cost in ISG assets will be considered as available to the home computation group for allotment and realignment of assets, and if the home computation group requires the item at any program position, a quantity sufficient to offset the requirement will be sent home in that position.

6.5.3.8. Step 14. High-cost out of I&SG in-service (out of computation group) assets will be “tentatively applied” at all program positions in sufficient quantities to offset the gross requirement at the budget position. These “tentatively applied” high-cost out of ISG assets will be considered as available to the home computation group (only) during the allotment realignment of assets. If the home computation group requires the item at the budget position, a quantity sufficient to offset the requirements will be sent home in all positions starting at the second position. That quantity the home computation group does not require will be retained with the reporting unit as applied. Any of these which are excess at any position other than the budget will be identified as “retained for application.” Any “high-cost” out of ISG in-service not required at the budget position will be forwarded to the home computation group in all positions, starting with the second position, to be considered for reapplication.

6.5.4. Reapplication of Assets. Upon completion of application procedures, steps are taken to reapply any in-service assets in excess to application steps and any serviceable base assets

belonging to home computation group. These are the only types of assets used during reapplication procedures.

6.5.4.1. The following general procedures are used in the reapplication area:

6.5.4.1.1. Detailed unit shortages are developed by subtracting applied in-service assets from phased gross requirements for each organization.

6.5.4.1.2. Allocation Priority (AP) is assigned to each organization and or detail-phased requirement record to indicate a ranking in relationship to other organizations or records. Within location at each program position, assets will be reapplied first to unit shortages having the highest AP. For example, units with AP “1” having a shortage will be given the best assets first on a first-come, first-served basis. Any remaining assets will be reapplied to unit shortage for AP “2,” etc.

6.5.4.1.3. The term “within location” is used at each program position with reference to the location of the assets as of the previous program position. The four location levels at which assets are reapplied “within location” are:

6.5.4.1.3.1. To units within a SRAN;

6.5.4.1.3.2. To units on other bases in the area having shortages within the same command;

6.5.4.1.3.3. To units on other bases in the same area regardless of command; and

6.5.4.1.3.4. To units on other bases in other areas.

6.5.4.2. The same overriding principles in [para 6.5.3](#) for application procedures will also be effective for reapplication. In addition, the area location of the assets and allocation priority of the unit will govern the reapplication of assets to detail unit shortages at each program position.

6.5.4.3. Step 15. At each program position starting with the second, serviceable base stock and in-service unit excess assets, in that order, will be reapplied to other units on the same base if a shortage exists.

6.5.4.4. Step 16. If no unit shortages are in the SRAN where the assets are located, the assets will be reapplied to unit shortages in other SRANs within the same command within the same area, if there are shortages.

6.5.4.5. Step 17. If no unit shortages are within the command, within the area, assets will be reapplied to unit shortages of other commands within the area.

6.5.4.6. Step 18. If no unit shortages are within the area, assets will be reapplied to unit shortages on bases located in other areas.

6.5.4.7. Step 19. If no shortages are in other areas, assets will be retained for allotment and alignment in this program position and in all succeeding program positions.

6.5.4.8. Step 20. When an asset is reapplied to a unit shortage on a base at any of the levels indicated above (SRAN, command within area, area, WW) and then becomes excess at the next quarter position to the unit to which it was assigned, it will be reapplied in the next quarter starting within SRAN as indicated.

6.5.5. Allotment, Realignment, and Allocation of Assets. All remaining available assets are related to all unsatisfied gross requirements and adjustments are made to make sure assets are used to provide the best support. In-service and base serviceable assets were considered during application and reapplication procedures. Assets to be considered during allotment and realignment are serviceable base excess, serviceable ALC, excess in-service, unserviceable base assets, unserviceable ALC, high-cost asset in-service as substitutes (steps 13 and 14), due-in, and funded quantity assets. For requirements purpose, these assets are more or less considered under the control of the IMS, and distribution, redistribution or other management actions are not only feasible, but required of the IMS. Therefore, the requirements computation attempts to mechanically allocate assets on a quarter-by-quarter basis to provide maximum use of the most desirable assets.

6.5.5.1. One of the first considerations during allotment procedures is to determine if in-service high-cost (steps 13 and 14) assets will be returned to their home computation group. Every attempt is made to leave these high-cost assets where they were reported by consideration of any suitable assets (that is, within the same computation group or excess higher capability assets) except the funded quantity or on procurement. The following steps 21 through 24 are in the form of a sub cycle within the computation to determine the quantity, by bulk, of high-cost assets to be realigned or brought home to their own computation group.

6.5.5.1.1. Step 21. Computation group shortages existing against total gross requirements after assets have been applied and reapplied at the budget position are determined. Budget position was chosen since it is a significant funding position, and net buy requirements for non-vehicle items are adjusted down to the net budget quantity, if buy quantity is computed higher than budget quantity.

6.5.5.1.2. Step 22. By using the OOU and parts preference codes assigned from the I&S program, any assets excess to their home computation are realigned or filtered down to fill shortages in lower capability computation groups. The type assets used in this operation are: base serviceable and excess in-service assets available after application/reapplication, serviceable ALC assets, unserviceable base assets, and unserviceable ALC assets in that order. Due-in and funded only assets are not used at this point.

6.5.5.1.3. Step 23. Another check is made to determine if any shortages exist after step 22 has been completed. If any shortage exists, high-cost assets are realigned, or pulled back, to their home computation group to fill any shortage there. Assets belonging to highest unit cost are considered first to prevent computer recycling.

6.5.5.1.4. Step 24. Another check is made to determine if any shortages were caused when high-cost assets were sent home. If any shortages do exist, Step 22 is repeated to filter any excess high capability assets down to fill lower capability shortages.

6.5.5.2. The quantity of assets determined to be required by an I&SG are not frozen to requirements in the same manner as applied and reapplied assets, but rather, may differ from quarter-to-quarter by computation group to provide maximum use of available assets for authorized requirements. Excess assets are filtered down to lower capability groups, or pulled back to higher capability groups in the same manner as steps 21 through 24 above on a quarter-by-quarter basis. However, while individual computation groups



may show a variance in assets, the I&SG as a whole will not show a variance on the PRA, except for the assets dropped from the computation and printed on the RAR, Section 9.

6.5.5.3. After the determination has been made as to how many high-cost assets are required along with the home computation group assets, the requirements computation will make the best use of available assets within the I&SG. **Table 6.6** shows the order in which assets are used to satisfy existing shortages. The alphabetical codes indicate computation groups within an I&SG. The numeric codes indicate the OOU. For example, if enough serviceable base assets are available in computation group AD to satisfy the entire I&SG shortage, then these assets are the only ones used. If insufficient quantities of these assets are available, then serviceable ALC assets are used, etc.

6.5.5.4. To accomplish the objective shown in **Table 6.6**, the following techniques are used:

6.5.5.4.1. Step 25. Starting with lowest capable computation group with a shortage, and continuing to the highest, realign the remaining assets. Limited capability assets are used first. The remaining assets, starting with the least capable, are then used until either all shortages are filled or all available remaining assets are used.

6.5.5.4.2. Step 26. Excess assets still remaining in any computation group will be realigned to replace assets in lower capable computation groups for which they can be substituted (based on the I&S OOU coding) according to **Table 6.6** (**Note:** No substitutable assets will remain in higher capable computation groups.)

6.5.5.4.3. Step 27. Starting with the highest capable computation group with remaining (overage) assets, replace the next lower capable computation group allotted assets with higher capable computation group overages; these can be used as a substitute until all higher capable computation group overages, which can be used as a substitute, have been used within the ISG.

6.5.5.4.4. Step 28. Replacement will be in order of funded, DIA, unserviceable ALC, etc.

6.5.5.4.5. Step 29. After assets have been allotted in bulk to computation groups, specific assets will be allocated, or given in equal percentages, to detailed organization shortages on an independent quarter-by-quarter basis.

**Table 6.6. Allotment and Realignment**

Condition/Type	Computation Groups			
	<u>AD</u> (Highest)	<u>AC</u> (Intermediate)	<u>AB</u>	<u>AA</u> (Lowest)
Serviceable Base	1	4	/	7
Serviceable AFMC/ ALC	2	5	/	8
Excess In-service	3	6	/	9
Unserviceable Base	13	15	/	17
Unserviceable AFMC/ALC	14	16	/	18
DIA	21	22	/	23
Funded	25	26	/	27

6.5.6. Replacement Requirements. Replacement requirements are computed by individual organization and summarized for total replacement requirement for each computation group. Replacement factors do not apply to WRM authorizations or the SAP. Also, no replacement is computed for additives with a TRC of 49 or less, nor does D039 project replacement for ASCs of 000, 014, 040, 044, 047, 048, 048AA, 049, 050, 052, 053, 054, 055, 057, 058, 064, 076, 986, 987, or STBY. They are developed under one of four methods based on the replacement criteria codes in the IMCD control codes. **Note:** Additives with a TRC of 10-15 and 93-99 will show a replacement along with the computed replacement. These methods are:

6.5.6.1. Replacement criteria codes “A,” “C,” or “G” indicate a replacement factor is available and will be used to mechanically calculate replacement needs. The factor is adjusted for each program position by use of the time factor. The sum of in-service and warehouse assets applied, reapplied, and allocated at each program position to an active AF requirement is multiplied by the adjusted replacement factor to obtain the replacement requirement for that position. Additional replacement requirements may be entered as additives in the RAR, Section 4.

6.5.6.2. Replacement criteria codes “B” or “D” indicate the replacement factors are computed for each program year based on PULE criteria. The factors shown in the IMCD Section E have already been adjusted for each program year. This factor is used for each program position related to that year. The sum of in-service and warehouse assets applied, reapplied, and allocated at each program position to an active AF requirement is multiplied by the applicable factor to obtain the replacement requirement for that position. Additional replacement requirements may be entered in the RAR, Section 4.

6.5.6.3. Replacement Criteria Codes “E” (ORTEM), “F” (TO), or “H” (Not enough data to mechanically compute) indicate the replacement requirements are to be developed outside of the normal system. Total replacement requirements must be entered as additives in the RAR, Section 4.

6.5.6.4. Replacement requirements for vehicles controlled under the REMS are computed under special procedures defined in the vehicle peculiarities section of this chapter (**paras 6-19**). These items are identified by a “V” in the equipment code on the IMCD. The replacement criteria code and replacement factor for these items must be blank.

6.5.7. Allocation to Replacement. Remaining available assets will be allocated to satisfy computed replacement requirements using the procedures in steps 21 through 29 above. If suitable assets have been displaced and shown as surplus, they will be reallocated if this action will free items suitable for use to satisfy replacement needs. **Note:** No assets are allocated to replacement requirements until all other needs are filled.

6.5.8. Net Requirements. After reducing the individual gross requirements by the related applied, reapplied, and allocated assets, the remaining shortages constitute the net requirements.

6.5.9. Requirements Summaries. Gross requirements, the sum of applied, reapplied, and allocated assets and net requirements; applied and reapplied assets; allocated assets; and net requirements are summarized by MDS and MAJCOM for display on the WSP.

## 6.6. Vehicular items.

6.6.1. Gross Requirements. Processing of gross requirements for vehicles is the same as for non-vehicles (reference **paras 6.1.** through **6.9**).

6.6.2. Asset Alignment. Peculiarities are most significant in the method assets are aligned to gross requirements. While the objective is the same as for non-vehicles, that is, to achieve the most economical use of assets, the policy consideration dictates some change in techniques. For continuity and clarity, all vehicle asset alignment procedures are in this section, even though some repetition between vehicle and non-vehicle procedures may be noted. Significant action steps are numbered throughout the narrative.

6.6.3. Review and Displacement. One of the first series of steps to be taken during economical asset alignment for vehicles is to review authorization and asset records and then identify and displace those assets from authorization records which do not meet a certain criteria. Displacement of assets will occur on the second and all succeeding program positions.

6.6.3.1. Step 1. Asset records are reviewed for I&SG suitability codes. All unsuitable assets, as determined by 4 or 9 sequence (parts preference) code on the IMCD, are displaced. Value of these assets is reported on the IDSS, but they are not used to offset authorizations. If authorizations exist for these items, higher capability assets may be used to offset authorization, or dollars will be computed for procurement of a suitable asset.

6.6.3.2. Step 2. Asset records are reviewed for a coding of satisfactory by the using organization. All records coded with a “U” in the item code field of the RAR are displaced and returned to their own computation group. If an asset in the same computation group as the authorized item is reported with a “U” item code, the code is changed to “S.” **Note:** A “U” is an expression of opinion by the user and may be unrelated to the I&SG parts preference suitability code.

6.6.3.3. Step 3. Authorization and in-use/in-place quantities are reviewed. All quantities excess to authorization are displaced and forwarded to proper computation groups for possible use to fill other authorizations.

6.6.3.4. Step 4. All in-use/in-place substitute assets belonging to computation group in other I&SGs are returned to home computation groups, and are not applied or reapplied to the reporting computation groups.

6.6.3.5. Step 5. All the remaining assets will belong to the computation group where reported or are unidentified or non-vehicle assets. Computation group assets will consist of in-use/in-place and DIAs from contract, PR, MIPR, and funded assets. No warehouse assets will be shown for vehicles; authorized/in-use or in-place records will be created for these type assets. The unidentified or non-vehicle assets will always consist of in-service assets. If they are satisfactory to the using activity as denoted by an "S" or "M" in the item code field on RAR, they are left in-service where reported until the reporting activity no longer requires the item. At this point, the assets are released from active authorization and printed on the RAR, Section 9.

6.6.4. Determination of Assets Eligible for Replacement. Assets eligible for replacement are determined for each vehicle by the vehicle replacement code (AFMAN 23-110, V3, P4, C7, Table 7A2.1. at <http://www.e-publishing.af.mil/shared/media/epubs/PUBS/AF/23/23011003/030407/030407.pdf>) or by the combination of age and life expectancy. Replacement will occur based on whichever method determines the earliest position. This replacement may be programmed to occur at any of several positions; however, the buy and budget positions are the most significant ones for this phase of computation. The computation of replacement quantities is especially important due to funding policies. Funding for initial gross requirements is held to a minimum because it has been determined that enough vehicles are already in the supply system to fill these initial requirements, and that only replacements will be funded. For this reason, necessary steps are taken during asset alignment to assign some assets which are eligible for replacement to authorizations, so that funds will be computed under the desired criteria.

6.6.5. Application or Reapplication. In-service assets are applied or reapplied to phased gross requirements after all assets have been identified by type and condition. Some general definitions and objectives:

6.6.5.1. Application-To project the anticipated use of the in-use/in-place assets into the future with the organization reporting the asset.

6.6.5.2. Reapplication-To project into the future, by program position for each unit, the use of in-use/in-place assets excess to other units after application procedures have been completed.

6.6.5.3. Reapplication of assets will only occur within AF ownership account OA.

6.6.5.4. There will be no reapplication by SRAN for additive requirements since these are not identified to a SRAN in all cases.

6.6.5.5. The first (cutoff) program position, as shown on the PRA, will reflect assets as reported. All assets applied or reapplied to second and all succeeding program positions

will be in sufficient quantities to offset the requirements without increasing the quantity from one program position to another. All assets applied or reapplied to a unit's authorizations will be retained by that unit so long as the authorization exists through reorganizations, conversions, movement, or transfer. When assets are no longer required for application or reapplication, they will become available to fill other possible shortages.

6.6.5.6. In-service assets eligible for replacement reported for a computation group will be applied and reapplied to initial gross requirements, not to exceed the total gross requirement minus the total non-eligible at the budget program position.

6.6.5.7. Any assets reported out of I&SG will be forwarded to the home computation group for consideration in reapplication along with other reported in-service assets for the computation group.

6.6.5.8. Vehicle replacement requirements will be computed for both in-place and in-use vehicle eligible assets applied or reapplied. These replacement shortages will be included with the initial issue requirements remaining after application and reapplication.

6.6.5.9. Reapplication of assets will be done by consideration of asset and authorization location and allocation priority. **Table 13.3** describes AP codes.

6.6.6. Detailed Application and Reapplication Steps. Assets will be applied or reapplied in the following order:

6.6.6.1. Step 7. In-service (in-use/in-place) assets in the home computation group will be applied starting in the second program position. However, the total quantity of applied assets eligible for replacement at any position will not exceed the difference between the total gross requirement and the total non-eligible in-service assets for computation group. If the total quantity of applied assets exceed the difference at any program position prior to the budget position, but does not exceed the difference between the total gross requirement and the total non-eligible in-service assets at the budget position, the asset will be applied through the budget position. Any of these in-service assets (including those eligible for replacement) which become excess (cannot be applied) to the unit at any program position will be considered for reapplication at that position and all succeeding positions.

6.6.6.2. Step 8. Low-cost in I&SG, but out of computation group in-service assets will be applied starting in the second program position. However, the total quantity of applied assets eligible for replacement at any position will not exceed the difference between the total gross requirement and the total non-eligible in-service assets for the computation group. If the total quantity of applied assets exceed the difference at any program position prior to the budget position, but does not exceed the difference between the total gross requirement and the total non-eligible in-service assets at the budget position, the asset will be applied through the budget position. Any of these assets (including those eligible for replacement) which become excess (cannot be applied) to the unit at any program position will be forwarded to the home computation group in that position and all succeeding positions and considered for reapplication the home computation group.

6.6.6.3. Step 9. In-service assets will be applied at all program positions in sufficient quantities to offset the gross requirement at the buy position. (EXCEPTION: If the total

applied assets at the budget position exceed the difference between the total gross requirement and the total non-eligible at the budget position, the asset will not be applied at the buy position.) Any asset not applied in this position will be forwarded to the home computation group in all positions starting with the second program position and used in reapplication to the home computation group.

6.6.6.4. Step 10. Unidentified in-service assets will be applied starting in the second program position to the unit reporting them as suitable substitutes. Any of these assets which become excess to the unit at any program position will be considered as “excess unsuitable” in that position and all succeeding program positions.

6.6.6.5. Step 11. High-cost in I&SG in-service, but out of computation group non-eligible asset, will be “tentatively applied” at all program positions starting with the second position. Eligible assets will be processed in the same manner as the low-cost in I&SG in-service assets. The “tentatively applied” high-cost in I&SG will be considered as available to the home computation group for allotment and realignment of assets in further processing. If the home computation group required the item at any program position, a quantity sufficient to offset the requirement will be sent to the home computation group in that position.

6.6.6.6. Step 12. In-service unit excess will be reapplied to other units on the same SRAN within the same command if a shortage exists.

6.6.6.7. Step 13. If no unit shortages are within the same command in the SRAN where the assets are located, the assets will be reapplied to unit shortages in another SRAN within the same command within the same area.

6.6.6.8. Step 14. If no unit shortages are within the command within the area, assets will be reapplied to unit shortages for the same command regardless of area to which they are last assigned.

6.6.6.9. Step 15. If no unit shortages are within the command, the assets will be reapplied to unit shortages on bases located in other areas and commands.

6.6.6.10. Step 16. If no shortages are in any area WW, non-eligible assets will be retained for allotment and alignment in this program position and all succeeding program positions. Eligible assets not used during reapplication will become “excess unsuitable” and listed on the RAR, Section 9.

6.6.6.11. Step 17. When an asset is reapplied to a unit shortage on a base at any of the levels indicated above, and then become excess at the next quarter position to the unit to which it was assigned, it will be reapplied in the next quarter, starting within SRAN as outlined in previous steps.

6.6.7. Asset Allotment and Alignment. Upon completion of application and reapplication procedures, the assets remaining are used in bulk to offset remaining authorizations on an independent, quarter-to-quarter basis.

6.6.7.1. Allotment is the giving of assets to a computation group with no attempt at detailed distribution.

6.6.7.2. Realignment is the movement of assets between computation groups.

6.6.7.3. Realignment will occur between computation groups according to OOU codes of the I&SG.

#### 6.6.8. Detailed Allotment and Realignment Steps:

6.6.8.1. Step 18. Any in-service assets not eligible for replacement and excess to home computation group are realigned to lower capability computation groups and allotted in bulk to offset any computation group shortages existing after application and reapplication. Any assets realigned to fill authorizations in a lower capability computation group, which are at least \$500 lower than the cost of the asset computation group, are tentatively realigned.

6.6.8.2. Step 19. A check is made of computation groups' authorization and asset totals. Any shortages remaining are filled by the following assets:

6.6.8.2.1. High-cost assets tentatively realigned in Step 18; and

6.6.8.2.2. High-cost assets tentatively applied in Step 11.

6.6.8.3. Step 20. When the high-cost tentatively applied, reapplied, and realigned assets are returned to their home computation group, a shortage will be created. To fill these created shortages, assets are realigned and allotted again in attempt to fill these shortages. The computer will use a technique of starting with the high-cost computation group and proceed to lower-cost computation groups in order to preclude a recycling effect. Assets used in this realignment include DIA, funded assets, and any excess assets not eligible for replacement. The order in which assets are used as demonstrated in **Table 6.7** The numbers indicate the sequence in which computation group AD, AC, AB, and AA assets are to be used. AD is the highest capability item and AA is the lowest.

**Table 6.7. Vehicle Allotment and Realignment**

<u>Condition/Type Asset</u>	<u>AD</u>	<u>AC</u>	<u>AB</u>	<u>AA</u>
Excess Non-Eligible for Replacement In-Service	1	2	3	4
DIA	5	6	7	8
Funded	9	10	11	12

**Note:** Any asset input to the computation through additive requirements record will be processed as a non-eligible (replacement code T).

6.6.8.4. Step 21. Assets are allocated or assigned to detail authorization records.

6.6.8.5. Step 22. Net requirements are computed by subtracting the total applied, reapplied, and allocated assets from the total gross requirements. Replacement requirements will be equal to the total applied and reapplied assets eligible for replacement. The net is shown on the NRL and PRA.

#### 6.6.9. Net Requirements by Location.

6.6.9.1. Purpose. To show individual gross requirement data as reflected on the format RAR projected through the computation period by location. Portrayal of assets aligned to these projected gross requirements will show resulting net requirements at the stated positions.



6.6.9.1.1. The NRL was developed to show by individual computation group the gross requirements, aligned allocated assets, and net requirements by location.

6.6.9.1.2. Net requirements developed for lower capability groups within an I&SG as a result of the asset alignment procedures will be transferred to, and consolidated with the I&S master computation group. Any gross requirements for a lower capability computation group which are not offset by reported assets will be consolidated with the I&S master gross requirements. All net requirements (including the dollar extensions) will therefore be shown in the I&S master computation group only.

6.6.9.2. Description. This product allows the display of net requirements by location data. The display consists of a maximum of eight sections which depict gross requirements, aligned assets, and net requirements across eleven program positions. If more than one SGM is selected, the sequence will be ALC, DIV, IMS, I&S master NSN, followed by SGMs within the I&SG starting with the master and ending with the least preferred NSN.

6.6.9.2.1. Any or all of the following may be viewed:

6.6.9.2.1.1. Section 1: Contains net and gross requirements and aligned assets sequenced by SRAN and MAJCOM within SGM.

6.6.9.2.1.2. Section 2: Contains net and gross requirements and aligned assets summarized at the SRAN level within SGM.

6.6.9.2.1.3. Section 3: Contains net and gross requirements and aligned assets sequenced by MAJCOM and WRM base code within SGM.

6.6.9.2.1.4. Section 4: Contains page for each SGM with WRM totals and shows gross, requirements, aligned assets, and net requirements.

6.6.9.2.1.5. Section 5: Contains additive net and gross requirements, and aligned assets sequenced by MAJCOM within SGM.

6.6.9.2.1.6. Section 6: Contains an additive requirements summary for the SGM. Additives come from Section 4 of RAR. WRM additives are not included here; they are included in Section 4, NRL.

6.6.9.2.1.7. Section 7: Contains a MAJCOM summary SRAN, WRM base code, and additive data by SGM.

6.6.9.2.1.8. Section 8: Contains summary totals for each SGM selected.

#### 6.6.10. Projected Requirements and Assets.

6.6.10.1. Purpose. The PRA contains, on a single format, requirement and asset data, and item information required to assist in analyzing an item at equipment item reviews.

#### 6.6.10.2. General.

6.6.10.2.1. The PRA is divided into four parts/screens: REQUIREMENTS, ASSETS, BUY NET REQUIREMENTS, and BUY NET RQMTS/ITEM INFO.

6.6.10.2.1.1. The first two parts of the PRA show by individual computation group, projected summary REQUIREMENT and applied ASSET data for selected

quarters through a 7-year computational span. The data pertinent to the computation cutoff quarter are always indicated in the first position and may be the first, second, third, or fourth quarter of the cutoff year. All other positions are static throughout all computations for the FY being computed.

6.6.10.2.1.2. The third part, the BUY/BUD REQUIREMENTS part, provides the dollar value of net requirements as the buy, budget, and subsequent to the fourth quarter positions through the last projected position.

6.6.10.2.1.3. The fourth part, the BUY NET REQUIREMENTS/ITEM INFO part of the PRA, contains various data derived from the RAR, NRL and IMCD. It provides BUY NET REQUIREMENTS for the buy position, PREV COMP FOR SGM data, SGM LONG SUPPLY and ITEM INFORMATION data.

6.6.10.2.2. Net requirements developed for lower capability groups within an I&SG as a result of the asset alignment procedures will be transferred to, and consolidated with the I&S master computation group. Any gross requirements for a lower capability computation group which are not offset by reported assets will be consolidated with the I&S master gross requirements. Therefore, all net requirements (including the dollar extensions) will be shown in the I&S master computation group only.

6.6.10.3. Frequency. The PRA is produced each cycle (quarterly and updates) whenever a buy, budget, termination, or excess quantity greater than zero exists.

6.6.10.4. Format Description. The first three parts of the PRA show summarized segmented requirements and asset data projected for selected quarters through a buy and six budget positions.

#### 6.6.10.4.1. Positions:

6.6.10.4.1.1. Position 1 (RPT). This represents the “as of date” of the computation. This position will show requirements and assets as reported prior to asset alignment as accomplished during the computation process

6.6.10.4.1.2. Position 2 (CUR OP). This represents the fourth quarter of the procurement year being computed. It is from this point that procurement lead time is used to determine the buy and budget positions. At this position, the computation has aligned the assets as described in the 29 steps of **para 6.5.2**.

6.6.10.4.1.3. Position 3 (BUY). This represents the buy position. It is a variable and will be determined by the procurement lead time file maintained on IMCD.

6.6.10.4.1.4. Position 4 (BUD). This represents the budget position. It is a variable, and is determined by the procurement lead time file maintained on IMCD. Generally, it is 12 months beyond the buy position.

6.6.10.4.1.5. Position 5. (BUD + 1). This represents the budget + 1 position. It is a variable. Generally, it is 12 months beyond the budget position.

6.6.10.4.1.6. Position 6 (BUD + 2). This represents the budget + 2 positions. It is a variable. It is 12 months beyond the budget + 1 position.

6.6.10.4.1.7. Position 7 (BUD + 3). This represents the budget + 3 positions. It

is a variable. It is 12 months beyond the budget + 2 positions.

6.6.10.4.1.8. Position 8 (BUD + 4). This represents the budget + 4 positions. It is a variable. It is 12 months beyond the budget + 3 positions.

6.6.10.4.1.9. Position 9 (BUD + 5). This represents the budget + 5 positions. It is variable. It is 12 months beyond the budget + 4 positions. The product is divided into parts (screens): requirements, assets, net accumulated requirements, and item information.

6.6.10.4.2. Requirements: The following are displayed on the PRA:

6.6.10.4.2.1. AF INITIAL. This line represents the total requirements reported from the AFEMS. This includes current SBSS EAID and forecast records.

6.6.10.4.2.2. CAP. Unused.

6.6.10.4.2.3. ANG INITIAL. This entry is the same as the AF initial line except that it contains only ANG requirements (command code 4Z).

6.6.10.4.2.4. AFR INITIAL. This entry is the same as the AF initial line except that it contains only AFR requirements (command code 0M).

6.6.10.4.2.5. WRM. This entry will contain all reported requirements from Section 3 RAR. WRM additives, TRC 1-9, will appear on the additive line.

6.6.10.4.2.6. AF ADDITIVE. This entry will contain a total of all manually added requirements by the IMS for which procurement action might be required, and certain mechanically input additive requirements. When type requirements codes 16-19 and 50-92 are used, additive requirements will appear on this line (plus those for ANG and AFR).

6.6.10.4.2.7. REPLACEMENT. This entry will contain all machine computed replacement quantities based on the use of a replacement factor, plus any type requirements code 10-15, 40, 41, and 93-99 additive requirements manually input to Section 4 RAR. Replacement factors are not used against WRM requirements; additive requirements with TRC 49; or for entries showing ASCs of 000, 014, 040, 044, 047, 048, 049, 050, 052, 053, 054, 057, 058, 064, 068, 076, 985, 986, 987, or STBY. Considering the exceptions above, the replacement quantity is mechanically computed and projected through the program positions by use of the following formula (see Segment 09):  $REPL\ QTY = REPL\ FACTOR \times TIME\ FACTOR \times SUM\ OF\ INSERVICE\ AND\ WAREHOUSE\ ASSETS\ APPLIED,\ REAPPLIED,\ AND\ ALLOCATED\ AT\ EACH\ PROGRAM\ POSITION.$

6.6.10.4.2.8. TOTALS. This entry shows the sum of the seven categories listed above for each program position.

6.6.10.4.3. Assets. Assets are broken out to the following categories:

6.6.10.4.3.1. IN USE. Program position one shows all assets reported in use from Sections 1 and 4 of the RAR. The quantities in program positions 2-9 represent the total in use assets available to satisfy requirements. Assets returned to their home computation group from another and applied to a requirement will be on this line of data. Assets reported in use from another computation group

may be deleted starting in program position two. **Note:** A NSN detail of asset movements within the computation is reflected in the RAR, Section 7.

6.6.10.4.3.2. IN PLACE. This entry shows all assets reported in place to offset WRM authorizations as reported in Section 3 of the RAR.

6.6.10.4.3.3. WAREHOUSE SERVICEABLE. This entry is a constant throughout all program positions. It represents all serviceable assets not in use or in place at bases and ALCs as reported in Section 2 of the RAR. In transit assets in Section 2 of the RAR are also shown as warehouse serviceable.

6.6.10.4.3.4. WAREHOUSE UNSERVICEABLE. This entry is a constant throughout all program positions. It represents the unserviceable (reparable) assets at bases or ALCs as reported in Section 2 of the RAR.

6.6.10.4.3.5. FUNDED AND O/O. This entry includes all due-in assets as a result of PR, MIPR, contracts, reclamation, etc. Funded only assets must always be added by the IMS in Section 2 of the RAR. The entry is straight-lined throughout the computation time frame.

6.6.10.4.3.6. TOTALS. This entry is the sum of in use + in place + warehouse serviceable + warehouse unserviceable + funded/on order. Program position one is the total of assets as reported at the cutoff date. Variations may be noted starting with program position 2 due to economic considerations built into the computation system.

6.6.10.4.4. Net Requirements. Net requirements are computed for each program position by subtracting Total Assets from Total Requirements. Net requirements are broken out to “initial” and “replacement” requirements. Currently only appropriation 3010 (BP10 and BP12) are being identified as initial/replacement.

6.6.10.4.4.1. Initial Net Requirements. Initial Net Requirements are requirements for all MDSs supported which are listed in the IBM table. The actual mathematics is accomplished by individual MDS on the WSP. This line on the PRA displays the rolled up results from WS calculations. All additive requirements input to Section 4 of the RAR identified to TRC 1-9, 16-39, 42-65, and 67-92 for which the additive MDS matches an MDS in the IBM table are considered as initial requirements. The shortages are funded by individual System Program Office (SPO) using BP10 money.

6.6.10.4.4.2. Replacement Net Requirements. Replacement Net Requirements are requirements for MDSs not listed in the IBM table. Again, the actual computation is accomplished on the WSP. This line on the PRA shows the summarized results. This line includes additive requirements identified to TRCs 10-15, 40, 41, 93-99 for MDSs that are listed in the IBM table, and for all additives input for which MDSs are not listed in the IBM table. These requirements are funded using BP12 funds.

6.6.10.4.4.3. The CSAG-M line was designed to accept the CSAG-M requirement in order to develop consolidated buys. At present, this concept is under review and is not used.

#### 6.6.10.4.5. Buy/Budget Requirements.

6.6.10.4.5.1. Buy/budget requirements are shown for the buy and six different budget positions on the PRA, starting with the buy, then, budget, then the 4<sup>th</sup> quarter of each of the next five budget years thereafter. The quantities printed for the buy and budget positions will be the same as the net accumulated requirements, except the following:

6.6.10.4.5.1.1. When the net accumulated requirements at the budget position are less than those at the buy position, the buy requirements are reduced to equal the budget quantity. "ADJ" is printed next to the adjusted buy quantity when this occurs.

6.6.10.4.5.1.2. The budget position quantity is determined by taking the net accumulated requirements at the budget, and subtracting the buy position quantity (adjusted or otherwise). The quantities printed for the remaining positions show the net requirements for these positions after finding the difference between them and their preceding positions.

#### 6.6.10.4.5.2. Under "Unit Cost," the following categories are displayed:

6.6.10.4.5.2.1. PRICE W/O FDT. This represents the standard price (without the first destination transportation) multiplied by .970874 (or the standard price less 3%). This is an information entry.

6.6.10.4.5.2.2. STANDARD PRICE. This is the cataloging price of the item obtained from D035 and is the price on IMCD, Section B. Projected costs are shown for the buy, budget, budget + 1 through budget + 5 positions.

6.6.10.4.5.2.3. INITIAL SPARES. This is the cost of initial spares determined by multiplying the spares factor (from IMCD) times the standard price (from IMCD) times the net shortage, and with the result rounded to whole dollars.

6.6.10.4.5.2.4. TECH DATA COST. This cost is a one-time cost for technical data, and is obtained from the IMCD. It is a total technical data cost -- not a unit cost.

6.6.10.4.5.2.5. OTHER COST. This entry covers all other costs not shown above, and is a unit cost which must be expanded by net quantities computed to arrive at the total other cost. It is obtained from the IMCD.

6.6.10.4.5.2.6. TOTAL WITH FDT. This is the sum of standard price, initial spares, tech data, and other cost. Extended cost entries are reflected for the same positions, and developed in the same manner as the standard price.

#### 6.6.10.4.6. Buy Net Requirements - Item Information. The data in Table 6.8. comes from the IMCD, the RAR, and the NRL.

**Table 6.8. Buy Net Requirements - Item Information**

<b><u>Data Element</u></b>	<b><u>Description</u></b>
BUY NET REQUIREMENTS	Summary of net shortages at the buy position for requirements identified as AF INIT, ANG INIT, AFR INIT, ADDITIVE, WRM, and REPLACEMENT
PREV COMP FOR SGM	Quantities the item computed on the last semiannual computation (i.e., buy, budget, excess O/O, excess)
AUTH SUPPLY LVL	Sum of TRCs 40-49 plus 83
DEFERRED DISPOSAL	Suitable assets that the IMS has been directed to protect. File maintenance of an "R" in the deferred disposal field of IMCD causes this quantity to mechanically compute.
DIR/ELEC/HLD - AF	Potentially excess suitable assets being retained under TRC 30-33 and 35-37
DIR/ELEC/HLD - SAP	Assets being retained under TRCs 25-29 to support anticipated SAP requirements
TERMINATION LVL	Gross requirement at the highest gross requirement between the buy, budget, and budget + 1 position
TERMINATION QUANTITY	Portion of the funded and on order assets not required to meet the termination level
RETENTION LVL	Highest gross requirement computed for any program position plus Dir/Elec/Hld quantities plus the deferred disposal quantity
COMP ELEC HLD	Difference between the highest gross requirement at either the buy or budget position and the retention level
EXCESS WHSE	Quantity of suitable warehouse assets not required to meet the retention level (excess to the retention level)
EXCESS IN SVC	Quantity of non-allocated assets not required to meet the retention level
UNSUIT WHSE	Total warehouse unsuitable assets not used in the computation (i.e., parts preference 4 or 9)
UNSUIT IN SVC	Reported in-use/in-place assets coded unsuitable (parts preference codes 4 or 9) and dropped from computation prior to termination position.
UNSUIT ON ORDER	Quantity of assets on order which are coded unsuitable in the I&S grouping system (parts preference 4 or 9)
UNSUITABLE D/E	Number of unsuitable assets the IMS has been directed or elected to hold. The entry is caused by additive requirements with TRC 34 or 39.
PROC LEAD/MOS	Obtained from IMCD, Section A
INITIAL SPARES	Obtained from IMCD, Section A
FACTOR	

<u>Data Element</u>	<u>Description</u>
ACQ METHOD CD	Obtained from IMCD, Section A
AMC EXP DT	Obtained from IMCD, Section A
REPL FACTOR	Obtained from IMCD, Section A
REPL CRIT CODE	Obtained from IMCD, Section A
REPAIR LOCATION	Obtained from IMCD, Section A
MIEC SGM	Obtained from IMCD, Section A
TOTAL ACQUIRED	Obtained from IMCD, Section C
LOST FROM SYSTEM	Obtained from IMCD, Section C
GAINS FOR SGM	Obtained from the RAR, Section 8
LOSSES FOR SGM	Obtained from the RAR, Section 8

6.6.10.4.7. Changing Data on the PRA. There are two correct methods to change data on the PRA.

6.6.10.4.7.1. By file maintaining the RAR during the file maintenance initial cycle, a corrected PRA will be produced on the 4U or 10U.

6.6.10.4.7.2. If changes are required after the update cycle, file maintenance actions will be taken on the WSP file maintenance screens. WS file maintenance actions update not only the PRA, but also the IA, WSP, and IDSS records.

#### 6.6.11. Listings, Summaries, and Reports.

6.6.11.1. General. Listings will be produced for the AFMC equipment item requirements monitor. These listings will provide detail and summarized reports to enable the ALC manager and the IMS to determine the validity and accuracy of reported data. The products discussed in this section may be used as backup data to help in asset accounting.

##### 6.6.11.2. Equipment STK NO Change Listing.

6.6.11.2.1. This hard copy report is automatically generated as a result of the quarterly batch validation process. It shows the NSNs which have been added, transferred, consolidated, or deleted since the last cutoff (AS OF) cycle. Old and new asset history data is listed by the new ALC Site ID, Div Desig IMS, and IMS (deletes go to the old ALC Site ID, Div Desig IMS, and IMS). The new Stk-Nr Act 1 is used to find the latest data in the Equipment Item Manager Control Data Store (3600).

6.6.11.2.2. At the start of each quarter, all NSNs in the equipment database are matched to the latest catalog information in the RMS D200E that is identified as an equipment item. Any item that was in the D200E, but not in the equipment database, is added and is listed on this report.

6.6.11.2.3. The following may also be listed on the report:

6.6.11.2.3.1. Deletions - NSNs that were on the previous cycle, but not in the current D200E.



6.6.11.2.3.2. Transfers - Those items with a phrase code “E” (replaced by NSN) assigned to a series of phrases to denote changes/or relationships between NSNs and information type data.

6.6.11.2.3.3. Consolidations - Those items with a phrase code equal to “A” (consolidate with NSN) or “C” (canceled/replaced by NSN). **Note:** A complete list of phrase codes is contained in AFMAN 23-110, V1, P4, C1 Attachment 1A-49 (at <http://www.e-publishing.af.mil/shared/media/epubs/PUBS/AF/23/23011001/010401/010401.pdf>).

6.6.11.2.4. If more than 30 subgroups exist, the 29 least preferred SGMs remain the same. All more preferred items/SGMs are grouped into the same SGM.

### 6.6.11.3. Asset Reconciliation List for Equipment Items.

6.6.11.3.1. This list is automatically generated during the semiannual update cycle (product number C7ECD8H4), and during the quarterly update cycle (product number C7EC68H4). It tabulates the NSNs for which a worksheet is produced. The list also presents Variance, Variance Cost, SGM Buy, SGM Budget, and SGM Termination values for each listed NSN. This list is sequenced by ALC, DIV, IMS, I&S stock number, and actual NSN sequence.

6.6.11.3.2. Asset reconciliation lists are “pushed” for NSNs meeting the following criteria:

6.6.11.3.2.1. NSN is in a computed buy, budget, or termination status, and NSN has an extended dollar value of at least \$100,000 (semiannual update).

6.6.11.3.2.2. There is a difference between total assets acquired and total on-hand assets plus known losses, for NSNs with a unit cost of at least \$300,000 and/or total inventory of at least \$10,000,000 (quarterly update).

6.6.11.3.3. Purpose. These products are guides for identifying equipment items that need further review and/or action. The IA summarizes the results of the equipment item computation cycles. There are four basic IAs that can be obtained from the RMS: Basic, Descending Dollar sequence, SGM within I&S sequence, and SGM sequence. The IA can be obtained in a variety of ways: push product (hardcopy), display, or report (hardcopy).

6.6.11.4. The 405 SCMS/GULA uses the Basic Index of Actions, available inventory values, current backorders, and the number of ERRC “S” unserviceable assets needing repair to prioritize the list of NSNs for review and file maintenance. This prioritized list can be found in the Quality Checker Tool posted periodically to the Support Equipment Policy and Procedures CoP (at <https://afkm.wpafb.af.mil/community/views/home.aspx?Filter=OO-RQ-MC-16>). In addition to prioritizing the NSNs, the Quality Checker Tool checks for a number of inconsistent data elements and includes error messages indicating some pre-identified corrective actions that are needed. It is mandatory to follow the Quality Checker Tool work sequence.

6.6.11.4.1. Terminations, not yet worked and coded, will be given the highest NSN weight. SGMs with terminations will be worked first, beginning with the highest dollar value. After deciding whether to terminate or not terminate, access Section A Continued, IMCD, and enter the appropriate code in the Termination CD Field. See [Chapter 8](#) for file maintenance instructions. Termination candidates will be checked at once for feasibility of contract/PR/MIPR termination, and appropriate action taken.

6.6.11.4.2. Shortages, the sum of the buy, budget, and budget+1 net requirements will be weighted above those computing excess and retention during the Mar and Sep comp cycles.

6.6.11.4.3. Long Supply, the sum of excess and retention, will be weighted above those computing a buy, budget, or budget+1 net requirements during the Jun and Dec comp cycles.

6.6.11.4.4. Besides weighting the Net Requirements from the Index of Actions, the Quality Checker Tool assigns a weight-to-error message found, the available inventory value, the backorder value (quantity backordered times standard price), and the requirement value that can be satisfied with the repair of ERRC "S" unserviceable assets..

## Chapter 7

### ITEM & DOLLAR SUMMARY STRATIFICATION (IDSS), MATERIEL PROCUREMENT PROGRAM CONTROL (MPPC) & OTHER PRODUCTS

#### 7.1. Item & Dollar Summary Stratification (IDSS).

7.1.1. Purpose. To provide requirements and asset data, expressed in terms of dollar value, by various indentures of funds control to effect improved supply management of logistic operations; to evaluate effectiveness of past actions; and to measure progress toward requirement objectives.

7.1.2. Frequency. The IDSS is available for each computation cycle for each computation group in the system reflecting requirements and/or assets. Quantities and dollars are shown if SGM is entered. For other selections, ALC, DIV, IMS, FSC, MMAC, BP, SMC, MPC or lead time, dollar summaries are displayed or printed.

7.1.3. Description. Gross requirements, aligned assets, net requirements and long supply assets can be viewed or printed. Selection is by various combinations of SGM, ALC, DIV, IMS, FSC, FSG, MMAC, section, BP, SMC, MPC, lead time and price escalation. When price escalation is selected, all dollar values are escalated to the displayed year. If a SGM is entered, dollar values and quantities are displayed, otherwise, only a dollar summary is displayed. Whether a request is by SGM or by various combinations involving more than one SGM, four sections can be viewed and they are listed as follows:

7.1.3.1. Section 1 - Gross Requirements, Aligned Assets, and Buy/Budget Requirements/Assets (GROSS/ALIGNED/BUY/BUD ASSETS). This section shows the gross requirements and aligned assets at the Reported, Current Operating, Buy, and Budget positions. If a SGM is entered, dollar values and quantities are produced. When a BP is entered, only a dollar summary is produced.

7.1.3.1.1. The gross requirements are stratified across the four program positions. However, at the reported position, WRM, O/S, Z/I, and additives break out the gross requirements.

7.1.3.1.2. The asset data is stratified across the four positions by In-Service (IN SVC), Warehouse Serviceable (WHS SVC), Warehouse Unserviceable (WHS USV), Funded On/Order (FND O/O), and Total Assets (TOT AST). At the reported position, each asset category is further broken out. In-service assets include categories I/P, O/S, and Z/I. Categories O/S, Z/I, and depot break out warehouse serviceable and unserviceable assets. There is no breakout for total assets in the reported position.

7.1.3.1.3. The net requirements and adjusted buy/budget requirements stratify their requirement data by initial and replacement. **Note:** These requirements are not shown at the reported positions because this position is not computed. The adjusted requirements are derived from the net requirements. The adjusted buy quantity is replaced by the budget quantity if the budget quantity is less. The adjusted budget quantity is the increase of the budget quantity over the buy quantity.

7.1.3.2. Section 2 – Buy Segmented Requirements, Budget Segmented Requirements (BUY/BUD SEGMENTED RQMTS).

7.1.3.2.1. This display/report reflects the IDSS Section 2 Buy/Bud Segmented Requirements data for the selected SGMs. It stratifies AF initial, AFR, ANG, WRM, replacement, and additive requirements. It also includes aligned assets, net requirements, and net AFR and ANG replacement quantities.

7.1.3.2.2. The AFR data relates exclusively to data with the two-position MAJCOM code of 0M, and ANG data corresponds to the 4Z MAJCOM code.

7.1.3.3. Section 3 - Long Supply.

7.1.3.3.1. This display/report shows Item and Dollar Stratification Section 3, long supply data by SGMs. The long supply (computed excess assets) is divided into suitable excess (economic retention) and unsuitable excess (contingency retention). The unsuitable is the unsuitable excess NSNs (parts preference 4 and 9) in the computation.

7.1.3.3.2. Each category is further divided into directed to hold (DIR/HLD), elected to hold (ELE/ HLD), or excess. Assets are included in DIR/HOLD if the DDC is other than “N” or blank, or if there is a directed to hold additive in Section 4 of the RAR. Assets are included in ELE/HLD if there is an elected to hold additive and/or a computed elected to hold quantity and the assets are not already in directed to hold. Any excess assets remaining are shown as excess. The total gross requirement line is the total of the additive directed to hold for the DIR/HLD part. For the elected to hold, it is the sum of the additive elected to hold plus the computed elected to hold which is the difference between the highest gross requirement and the gross requirement at the higher of the buy or budget position.

7.1.3.4. Section 4 - SGM Totals. This section shows the SGM Totals data for the selected SGMs.

7.1.3.4.1. The top portion of this section provides the total number of SGM numbers and the total NSN count. A quantity in the SGM count indicates how many SGMs are in termination, have net requirements in the buy, budget, or budget +1 position, and contain retention or excess. The NSN count is the number of NSNs for the SGMs in the selection.

7.1.3.4.2. The bottom portion of the section provides visibility of computed elected to hold quantity; AF elected to hold (ELE/HLD) quantity; and contractor requirements. The computed elected to hold quantity is the highest gross requirement less the gross requirement at the higher of the buy or budget position. The AF ELE/HLD is the sum of the elected to hold additives. The contractor requirement is sum of the additives identified with TRCs 60-69.

## **7.2. Materiel Procurement Program Control (MPPC).**

7.2.1. Purpose. To provide listings and data for items with a firm net requirement at the buy and budget positions, identified to a BP and segregated by dollar value.

7.2.2. Frequency. These reports/displays are available after each computation cycle.

7.2.3. Description. The MPPC provides buy, budget, and budget +1 adjusted net requirement quantities and dollars.

7.2.3.1. The Selection Screen allows the selection of the MPPC by various combinations of ALC, DIV, IMS, BP, SMC, range and cost range categories: U (upper), M (middle), and L (lower). Each range category has a default dollar value that can be changed. Range categories and BP must be selected. The Escalation Price option provides dollar results escalated to the buy, budget, and budget +1 year.

7.2.3.2. MPPC Dollar Range. This report displays MPPC plan dollar range data by SGM that meet the selection criteria. If range category "U" is entered, the report selects all requirements over the upper range (default - \$900,000) and produces a report with one SGM on a page. If range category "M" is entered, the report selects all requirements within the dollar range (default = \$100,000 - \$900,000) and prints up to two SGMs per page (page break for BP or BPAC, and IM MPC). The total costs are printed only on the last page. Data is reported by descending dollar value on budget adjusted net requirements costs, budget +1 adjusted net requirements cost, and buy adjusted net requirements cost.

7.2.3.3. MPPC Minor Replacement Items. This report displays MPPC minor replacement items under the dollar range selected (default = \$100,000). The report contains as many FSC/MMACs as possible per page (page break for BP or BPAC, and IM MPC). The total costs (including total ANG/AFR) are reported only on the last page.

7.2.3.3.1. This display/report shows MPPC minor replacement items under the dollar range selected. The report contains as many FSC/MMACs as possible per page (page break for BP or BPAC, and IM MPC). The total costs (including total ANG/AFR) are reported only on the last page. To adjust values, use IMCD Section A Continued, IMCD Section B (for standard price), and/or WS data.

**7.3. Inventory Management Specialist (IMS) Item Management Statistics.** This screen allows the user to produce a statistical report by number of actual NSNs, number of SGM NSNs, and the number of I&S masters used within D200C by IMS.

**7.4. Valid Changes/Notepad (VCNP).** This screen allows the user to select options to produce valid changes or Notepad displays. The valid change displays/reports provide an audit trail of file maintenance for selected products. Data shown for each product is the changed element, the original value, and latest value. Valid change displays are available for the following products: IMCD, RAR, WS and I&S Restructure. Only one product can be selected at a time. Notepad is a way for the IMS to record comments about the item. *Note:* Users must enter comments on Notepad to save changes in the data base.

**7.5. Repair Index of Actions (RIA).** This report is a listing of the computed depot repair requirements by actual NSN. The user will select valid combinations of selection criteria as explained below. The report will be sequenced by descending repair cost (repair cost is standard price x repair quantity). *Note:* The repair quantity listed here may not be the same as what is currently sent to the repair system. The RIA is computed using the RMS algorithm while the repair quantity sent to the repair system is computed by D039 using only the repair rate.

**7.6. NSN SRAN Variances (NSV).** This report provides a comparison by SRAN of reported assets in the current cycle to those in the previous March update cycle. Only those SRANs

within the NSN selected, which have a variance, are reported. This hard copy report can be produced as requested by the user.

**7.7. Stock Number Variance (SNV).** The Equipment Asset Variance Report by actual NSN is a comparison of reported assets in the current cycle to those in the previous March update. Only those NSNs with an asset variance are extracted. The report lists standard price, total assets available, lost, and total for the previous March cycle; available, lost, and total for the current cycle; dollar variances (mathematical difference from previous March to current cycle), variance percent, and variance cost for each actual NSN. The report is produced in descending variance sequence.

**7.8. Vehicle In-Use Inventory (VI).** This screen allows the user to select options to produce the four section vehicle in-use report. The four sections are identified in the following paragraphs. As options, the user may select a valid combination of ALC, DIV, IMS, SGM, I&S, MAJCOM, BP, SMC, MPC, and Buy/Bud Net Requirements Dollar Range. This hard copy report can be provided as requested by the user.

7.8.1. Section 1 contains data by MAJCOM with SGM. The number of vehicles for each year of manufacture, for the latest 15 years, is reported by MAJCOM and Replacement Reason code. All prior years are grouped in one field. Vehicles are further stratified into those that are in the I&SG. The report is an inventory of reporting vehicles indicating age, replacement code, and command. Totals are shown for each command, and an SGM total is provided at the end of this section.

7.8.2. Section 2 contains data by SRAN. The number of vehicles is reported by SRAN and organization, or WRM base code and comp code, and replacement reason code. The latest 15 years of manufacture are shown with all prior years being grouped in one field. The report is an inventory of vehicles indicating age, replacement code, reporting command, and organization, etc. Totals are shown for each SRAN or WRM base code.

7.8.3. Section 3 contains all registration numbers in the I&SG of the authorized NSN within the SGM. All registration numbers in an I&SG are reported, and the total number of vehicles within the SGM is displayed.

7.8.4. Section 4 contains the reported vehicles that are not in the I&SG of the authorized SGM. The total number of vehicles out of the group is shown.

## Chapter 8

### TERMINATION AND REDUCTION OF ASSETS

**8.1. Termination and Reduction of Assets.** All equipment inventory is required to be applied against an authorization. A method to reduce excess assets and prevent excess assets from entering the inventory is necessary due to fluid changes in the force structure and authorizations.

**8.2. Termination of Assets.** Termination levels are computed in D200C at the budget + 1 program position. Any contract or PR which would increase inventory beyond that level will show up on the IA as a termination. The IMS must perform file maintenance actions in D200C on every item in termination within 10 working days of the computation becoming available (reference DoD 4140.1-R, *DoD Supply Chain Materiel Management Regulation*, para. C3.7.1.2. at <http://www.dtic.mil/whs/directives/corres/pdf/414001r.pdf>). Items can be file maintained out of termination and/or coded with the appropriate termination code. All ALCs are required to provide the 405 SCMS/GULA with a quarterly Termination Report and all appropriate information.

#### 8.2.1. File Maintaining Terminations.

8.2.1.1. File maintenance will be done if there are changes in authorizations, assets, or errors in due-in data. This can be done in the RAR for the “as of 31 March” and “as of 30 September” cycles, or in the WSP for any cycle (see **Chapter 5** for RAR and **Chapter 11** for the WSP).

8.2.1.2. Any item remaining in termination needs to have a termination code applied by file maintaining the IMCD, Section A Continued (see **Chapter 3**). Some termination codes require that supporting information be supplied to the 405 SCMS/GULA with the ALC Termination Report.

8.2.1.3. Termination Documentation: Documentation is required on all items coded for termination. This information will be annotated on the Notepad, and include the code and other pertinent data as stated within the list of termination codes.

8.2.2. Termination Codes and their definitions to be file maintained in IMCD, section A, Continued, can be found in **Table 13.20**

8.2.3. Termination of Contracts. Contracts and PRs will be canceled or reduced if at all possible, even if cancellation costs are incurred. Use ALC established procedures for cancellation or reduction of contracts and PRs.

8.2.4. Reporting of Terminations. The 405 SCMS/GULA will be responsible for compiling a termination report by ALC and total AF, and providing the report to HQ USAF/A4LE. Format to be used can be found in **Figure 8.1**.

**8.3. Reduction of Assets.** All in-store and in-use assets which are not applied against authorization at the highest program position are subject to reduction actions. The IM will make every effort to dispose of excess equipment using locally established ALC procedures.



Figure 8.1. System:

All ALCs QUARTERLY TERMINATION REPORT SUMMARY OF TERMINATION CODE S									
CYCLE: 31-Mar-09		DATE: 5-Aug-09							
INITIAL TERMINATION LIST:	142	\$65,305,811	OC	OO	SA	SC	SJ	WR	
ADDITIONAL TERMINATIONS AFTER F/M:	3	\$1,734,511	\$75,865	\$19,843,090	\$0	\$0	\$0	\$45,386,856	
NSNS COMPUTED IN TERMINATION:	145	\$67,040,322	\$0	\$0	\$0	\$0	\$128,844	\$1,605,667	
			\$75,865	\$19,843,090	\$0	\$0	\$128,844	\$46,992,523	
BREAKDOWN OF TERMINATION CODES THAT REMAIN IN TERMINATION:									
CODE	# OF NSNs	TOTAL DOLLARS							
*									
A	2	\$159,602	\$0	\$0	\$0	\$0	\$0	\$159,602	
B	1	\$3,615,950	\$0	\$0	\$0	\$0	\$0	\$3,615,950	
C	3	\$294,495	\$0	\$0	\$0	\$0	\$128,844	\$165,651	
D	0	\$0	\$0	\$0	\$0	\$0	\$0	\$0	
F	1	\$1,176,747	\$0	\$0	\$0	\$0	\$0	\$1,176,747	
G	4	\$511,688	\$0	\$0	\$0	\$0	\$0	\$511,688	
I	0	\$0	\$0	\$0	\$0	\$0	\$0	\$0	
M	0	\$0	\$0	\$0	\$0	\$0	\$0	\$0	
P	0	\$0	\$0	\$0	\$0	\$0	\$0	\$0	
Q	0	\$0	\$0	\$0	\$0	\$0	\$0	\$0	
R	0	\$0	\$0	\$0	\$0	\$0	\$0	\$0	
T	1	\$14,214	\$0	\$0	\$0	\$0	\$0	\$14,214	
Y	1	\$6,057	\$0	\$0	\$0	\$0	\$0	\$6,057	
Z	0	\$0	\$0	\$0	\$0	\$0	\$0	\$0	
	13	\$5,778,753	\$0	\$0	\$0	\$0	\$128,844	\$5,649,909	
NSNs WORKED OUT OF TERMINATION:	132	\$61,261,569	\$75,865	\$19,843,090	\$0	\$0	\$0	\$41,342,614	

## Chapter 9

### RECONCILING EQUIPMENT ITEM ASSETS

#### 9.1. HQ AFMC Equipment Item Asset Reconciliation Policy.

9.1.1. It is necessary that all acquired assets be accounted for from the time they are brought into the AF inventory until they are disposed. Reference DOD 4000.25-2-M, *Military Standard Transaction Reporting and Accounting Procedures (MILSTRAP)*, Chapter 7 (at <http://www.dla.mil/j-6/dlms/eLibrary/Manuals/MILSTRAP/default.asp>) and DOD 4140.1-R (at <http://www.dtic.mil/whs/directives/corres/pdf/414001r.pdf>).

9.1.2. Requirements personnel must reconcile assets:

9.1.2.1. Quarterly for classified equipment items that have a variance greater than zero. Security codes that identify classified items can be found in the D043 cataloging data and are A-H, K, L, S, and T. Reference AFMAN 23-110, V3, P2, C21, Table 21A8.1. for codes and definitions (at <http://www.e-publishing.af.mil/shared/media/epubs/PUBS/AF/23/23011003/030221/030221.pdf>).

A WW inventory must be accomplished if the classified item's variance remains after the research and corrections by the IMS.

9.1.2.2. Semiannually for:

9.1.2.2.1. Equipment items that have an extended dollar value of \$100,000 or more and are in a buy, budget, or termination status. The 31 March and 30 September update cycles (4U and 10U) must be used when reconciling these items.

9.1.2.2.2. All NWRM assets on supply accountable records must be inventoried. Reference AFI 20-110, *Nuclear Weapons-Related Materiel Management*, para 8.1. (at <http://www.e-publishing.af.mil/shared/media/epubs/AFI20-110.pdf>). A WW inventory must be accomplished if the NWRM's variance remains after the IMS researches and corrects. For NWRM assets managed in CAS, the asset reconciliation procedures in this instruction are in addition to requirements in AFI 21-201, *Conventional Munitions Maintenance Management*, and/or AFI 21-203, *Nuclear Accountability Procedures*.

9.1.2.3. Annually for equipment items that have a variance between the total assets acquired and the total of the on-hand assets plus the known losses with a unit cost of \$300,000 or more and/or a total inventory value of \$10 million or more.

9.1.3. To assist in the reconciliation process, a mechanized Asset Reconciliation Worksheet for Equipment Items - Format 305 (see [para 9.2](#)) is produced semiannually and quarterly for selected items based on the criteria in [paras 9.1.2.2](#) and [9.1.2.3](#). This worksheet will reflect the total assets acquired by the AF and the total on-hand assets and losses as reported by the C001 system. In addition, there is an ad hoc capability that can be used to request a Format 305 for any equipment item, regardless of the above criteria (see [para 9.3](#)). (Note: The security code is not visible in D039/D200C, so products will not be pushed based on the Security Code. However, the Asset Reconciliation Tool, posted to the Support Equipment Community of Practice (CoP0 by the 405 SCMS/GULA, will provide the list of NSNs

applicable to [para 9.1.2.1](#) IMS will need to request the ad hoc Asset Reconciliation worksheet for NSNs that did not receive a pushed product.)

9.1.3.1. Assets acquired by the AF must be file maintained into Section C of the IMCD product in order for this information to be forwarded to the Format 305 for reconciliation purposes. The IMS must update the IMS Total Acquired Field whenever new acquisitions are delivered. This information must come from procurement history records and/or other documented sources. If IMS cannot find documentation for all of the reported assets or knows some assets were provisioned by a System Program Office, research must be conducted, inventories tracked and re-base-lined, the AFMC Form 318 documented, and the re-base-lined quantity file maintained in IMCD, section C. See [para 9.2.4](#) for more information regarding the research required to work the variances. **Note:** If this is not the correct baseline figure, it will also be changed.

9.1.3.2. The reconciliation process must consist of comparing total procured assets against all on-hand assets and losses. If this comparison reveals unaccounted for assets, research must be accomplished in an effort to determine what happened to the unaccounted-for assets. All unaccountable assets must have historical and pertinent information recorded to support the item's status. This information must be clear and substantially detailed to withstand a review or audit.

9.1.3.3. A review of the mechanized Format 305 by ALC management is required for each of the selected items. The VARIANCE COST portion of block 3 on the Format 305 (see [para 9.2.4.2](#) below) is the dollar value to be used in determining the required signature level.

9.1.4. The Format 305 is the preferred form to be used in reconciling equipment items. However, under approval from the 405 SCMS/GULA, a supplement sheet may be used as necessary.

9.1.5. The two most recent Formats 305 must be retained for historical/audit purposes.

9.1.6. An Asset Reconciliation List for Equipment Items is produced quarterly and semiannually for each ALC based on the criteria in [para 9.1.2](#). This report lists all equipment items (I&S and Actual NSNs) for which a Format 305 was produced (see [para 9.4](#)). If the NWRM and/or classified items do not fall within the dollar value criteria, a hard copy Format 305 will not be automatically pushed to the IMS. Consequently, the IMS will request a mechanized Format 305 through the output products.

9.1.7. Asset reconciliation must be closely monitored to ensure the accuracy and integrity of the equipment item requirements computation.

**9.2. Asset Reconciliation Worksheet for Equipment Items - Format 305 (Fig 9. 1).** The Format 305 is automatically produced semiannually and quarterly for selected items based on the criteria in [para 9.1.2](#). This worksheet is required in reconciling assets and reflects the total assets acquired by the AF and the total on-hand assets and losses as reported by the C001 system. There is also an ad hoc capability that requirements personnel can use to request a worksheet for any equipment item, regardless of the above criteria (see [para 9.3](#)).

PAGE 675 ASSET RECONCILIATION WORKSHEET AD200.C7DC68H4  
FOR EQUIPMENT ITEMS (FORMAT 305) CUR:08 MAY 09 1520  
SGM 4920 01 552 7273 KV  
I&S 4920 01 552 7273 KV  
FY 10/11-04 ITM NM TEST STATION,RADAR,  
WR ALC DIV M IMS DD BUD CD CTL 8400000000

VARIANCE EXISTS BETWEEN TOTAL ACQ-IMS AND TOTAL ACQ-COMP WITHIN I&S

SGM BUY	\$0	SGM BUDGET	\$0	SGM TERMINATION	\$0
STOCK NUMBER	4920 01 552 7273 KV				
STANDARD PRICE	\$6,775,819			INVENTORY	\$20,327,457
1. TOTAL ACQUIRED - IMS			0		
2. TOTAL ACQUIRED - COMP			3		
3. VARIANCE (1 - 2)			3-	VARIANCE COST	\$20,327,457
*3A. ACCOUNTABLE					
*3B. UNACCOUNTABLE					
4. TOTAL AVAILABLE - COMP			3		
				*IM ADJUSTED AVAILABLE (IF NEEDED)	
5. LOSSES-COMP				*IM ADJUSTED LOSSES (IF NEEDED)	
SAP			0		
NON-RPT ACTIVITIES			0		
INSTALLATIONS			0		
MODIFICATIONS			0		
CONDEMNATIONS			0		
DRMO			0		
OTHER			0		
TOTAL			0		
6. REMARKS					

7. SIGNATURE OF REVIEWING OFFICIAL AND DATE \_\_\_\_\_

\* INDICATES IM ENTRY

9.2.1. Header Information can be found in Table 9.1.

**Table 9.1. Asset Reconciliation (AR) Worksheet Header Legend**

<u>Data Element</u>	<u>Description</u>
Page	Page number of the product
AD200C7*****	The report number of the product which indicates how often the product is produced. Report number AD200C7DC68H4 is produced quarterly, AD200C7DCD8H4 is produced semiannually (4U and 10U cycles), and AD200C7GCC8ZJ is produced upon request (ad hoc).
SGM	Subgroup master NSN - first four positions represent the FSC, the middle nine positions make up the NIIN, and the last two positions refer to the MMAC
I&S	Interchangeability and substitutability NSN - first four positions represent the FSC, the middle nine positions make up the NIIN, and the last two positions refer to the MMAC
CUR	Current date which is listed as the day, month, year, hour, and minute
UPDATED	Updated date - represents the day, month, year, hour, and minute the SGM was last file maintained
AS OF	The "As Of" date for information that has been mechanically input to the system. This date is listed as the day, month, year, and indicates if the "As Of" date represents an update cycle. If the letter "U" is displayed in the last position, the "As Of" date represents an update cycle; otherwise, this position is blank.
FY	The computation cycle indicator is comprised of the two FYs representing the buy year and the budget year being planned and executed, as well as the cycle code. An example would be FY 10/11-10U. This would indicate to the user that the FY for the buy year being planned and executed is FY2010; the budget year being planned is FY2011; and that the computation cycle is the 30 September update cycle. The last position is blank if the computation cycle is not an update cycle.
ITM NM	Item's Name
ALC	Managing ALC code: OC for Oklahoma City; OO for Ogden; SC for AFNWC; SJ for ESC/HNC; and WR for Warner Robins. <b>Note:</b> Although ESC/HNC and AFNWC are not ALCs, a separate stratification is provided for these special groups of data system users.
DIV	Code indicating an item's division where requirements personnel are located
IMS	Code representing personnel in the requirements area responsible for managing the item.
BUD CD CTL	Budget control code of the item: first two positions of the code represent the item's BP; positions 3-6 refer to the item's SMC or activity code; last four positions indicate the MPC of the item This field is reserved for a message that will indicate to the user the criteria used in selecting this item for asset reconciliation.
SGM BUY	The subgroup master's net buy requirement quantity in dollars
SGM BUDGET	The subgroup master's net budget requirement quantity in dollars

<u>Data Element</u>	<u>Description</u>
SGM	The subgroup master's termination quantity in dollars
TERMINATION	
STOCK NUMBER	The item's NSN: first four positions represent the FSC; middle nine positions make up the NIIN; and last two positions refer to the MMAC
STANDARD PRICE	Standard price of the item
INVENTORY	Inventory value of the item's total in-service, serviceable, unserviceable, and TOC assets

9.2.2. Block 1, TOTAL ACQUIRED - IMS. This field represents all assets acquired. This entry is obtained from Section C of the IMCD. Using procurement history records and/or other documented sources, assets acquired by the AF are to be file maintained into the "IMS TOT ACQUIRED" column in Section C of the IMCD product. Document the source of this information in Block 6, REMARKS.

9.2.3. Block 2, TOTAL ACQUIRED-COMP. This field represents all acquired assets plus losses that have been reported by the C001 system. This entry is obtained from Section C of the IMCD.

9.2.4. Block 3:

9.2.4.1. VARIANCE (1 - 2). This field represents the difference between Block 1 (TOTAL ACQUIRED - IMS) and Block 2 (TOTAL ACQUIRED-COMP).

9.2.4.1.1. A zero indicates that the total assets acquired by the AF equal the sum of the total on-hand assets and losses as reported by C001.

9.2.4.1.2. A positive number indicates that the total quantity of assets acquired is greater than the sum of the C001 reported on-hand assets and losses.

9.2.4.1.3. A negative number indicates that the total quantity of assets acquired is less than the sum of the C001 reported on-hand assets and losses.

9.2.4.1.4. If the quantity in Block 3 (VARIANCE) results in a positive or negative number, research must be accomplished in an effort to account for these assets. The portion of the variance quantity that can be explained must be manually annotated as being an accountable variance. The portion of the variance quantity that cannot be explained must be manually annotated as an unaccountable variance and Chapter 7 of DOD 7000.14-R, *Department of Defense Financial Management Regulation (FMRS)*, Volume 12, Chapter 7, "*Financial Liability for Government Property Lost, Damaged, Destroyed, or Stolen*, (at [http://comptroller.defense.gov/fmr/12/12\\_07.pdf](http://comptroller.defense.gov/fmr/12/12_07.pdf)) defines the criteria for requiring and performing a Report of Survey (ROS) investigation based on the type and dollar value of the materiel.. Historical information and pertinent factors to support this NSN's status must be documented in Block 6, REMARKS. This documentation must be clear and substantially detailed to withstand a review or audit.

9.2.4.1.5. Preceding the next computation cycle, if it is determined that the losses are in error, the loss fields in Section C of the IMCD must be adjusted. If the Total



Acquired field is wrong, then the IMS Total Acquired field must be adjusted. If assets have not been reported, they can be put in as additives in Section 4 of the RAR or the reporting organizations can be contacted and instructed to correct their reporting. This file maintenance action will establish a reconciled baseline and prevent a repetitious research process every cycle. (**Caution:** Additive assets/authorizations must not duplicate other requirements in the computation. Additives that are input as a result of failures in the C001 interface have an extremely high risk of being duplicated in subsequent computation cycles.)

9.2.4.1.6. Research of Reported Asset Data. Research of item history records must be conducted whenever there is a variance between the system total acquired assets and the IMS total acquired assets. The following are some suggestions, which might assist in the research effort:

9.2.4.1.6.1. D035A Weekly Transaction Register (A-D035A.-111-W2-GTR). If there is any action at a depot (shipment/receipt of assets, requisition placed on back order, etc.) on the NSN, it will appear on this product. Immediately below the last transaction, there will be asset balance broken out by condition codes. This information can be used to validate depot balances and asset shipments reporting in AFEMS. The Defense Standard System (DSS) provides another source to research requisitions and shipment/receipts. The Reportable Asset Management Process System (RAMPS) also has a record of shipments.

9.2.4.1.6.2. Non-reported Repair Assets. All assets currently being repaired at non-reporting interservice or contractor repair facilities must be file maintained into D200C.

9.2.4.1.6.3. The government and commercial carriers also have other tools available for tracing shipments that the IMS must utilize.

9.2.4.1.6.4. If the IMS cannot determine from their research why there is a variance, the IMS must consider requesting a WW inventory. For classified items and NWRM items, the IMS will request a WW inventory. Inventory adjustments for NWRM items will not be performed without documented asset reconciliation actions that must include a WW inventory and a minimum of a general officer or Senior Executive Service (SES) signature approval IAW AFI 20-110, Chapter 8 (at: <http://www.e-publishing.af.mil/shared/media/epubs/AFI20-110.pdf>). After at least three consecutive quarters since the initial discovery, the adjustment may occur.

9.2.4.2. VARIANCE COST. This field represents the absolute dollar value of the variance quantity in Block 3 (VARIANCE (1-2)), and is computed by multiplying the absolute value of the variance quantity by the item's standard unit price.

9.2.5. Block 3A, ACCOUNTABLE. This field represents the portion of the variance in Block 3 that can be explained. This entry must be entered manually onto the Format 305 by requirements personnel.

9.2.6. Block 3B, UNACCOUNTABLE. This field represents the portion of the variance in Block 3 that cannot be explained. This entry must be entered manually onto the Format 305 by requirements personnel.



9.2.7. Block 4, TOTAL AVAILABLE - COMP. This entry is a system generated total of inservice assets, warehouse serviceable assets, warehouse unserviceable assets, and TOC assets. If the system generated total is in error and requires correction, an inventory management adjustment column is provided for the IMS to manually enter the correct total. Entries in this block must have clear and documented source data annotated in Block 6, REMARKS.

9.2.8. Block 5, LOSSES - COMP.

9.2.8.1. This block represents various computer entries of assets lost to the inventory. The losses will be from the following categories:

9.2.8.1.1. SAP - Quantity lost from the inventory to the SAP;

9.2.8.1.2. NON-RPT ACTIVITIES - Quantity lost from the inventory to non-reporting government activities;

9.2.8.1.3. INSTALLATIONS - Quantity lost from the inventory as a result of installations;

9.2.8.1.4. MODIFICATIONS - Quantity lost from the inventory as a result of modifications;

9.2.8.1.5. CONDEMNATIONS - Quantity lost from the inventory as a result of condemnations;

9.2.8.1.6. DRMO - Quantity lost from the inventory to the DRMO; and

9.2.8.1.7. OTHER - Quantity lost from the inventory that is not applicable to the first six categories. Examples of this category include inventory adjustments, re-identified losses, in transit losses, and combat disaster losses. Indicate in Block 6, REMARKS, the type of losses and the source data.

9.2.8.1.8. TOTAL. This system-generated entry is the total quantity of assets lost from the inventory. It is the result of summing up the computer entries discussed in [para 9.2.8](#)

9.2.8.2. If any of the computer entries in [para 9.2.8.1](#) are in error and need to be corrected, an inventory management adjustment column is provided for the IMS to manually enter one or more adjustments. Any entries in this column must have clear and documented source data listed in Block 6, REMARKS.

9.2.8.3. Preceding the next computation cycle, any corrections needed to these entries must be file maintained into the appropriate data fields of Section C of the IMCD. This file maintenance will establish a reconciled baseline and prevent a repetitious correction process every cycle.

9.2.9. Block 6, REMARKS. This block must be used by the IMS to document all adjustments made to the preceding fields. Entries in this block must substantiate data entered into the preceding blocks (including all pertinent information considered necessary to validate all entries on this worksheet). Documentation must be clear and detailed to withstand a review or audit. If more space is required, the back may be used or additional pages may be attached. However, when attaching additional pages make sure to annotate the

SGM NSN, I&S NSN, NSN, current date, and “As Of” date, to decrease the risk of pages being lost.

9.2.10. Block 7, SIGNATURE OF REVIEWING OFFICIAL AND DATE. This block must contain the required management signature level in accordance with [Attachment 5](#) and the date the Format 305 was signed. The dollar value to be used in determining the required signature level must be the VARIANCE COST portion of Block 3.

**9.3. Asset Reconciliation Product Selection Screen.** As stated in [para 9.1.3](#), mechanized asset reconciliation worksheets (Formats 305) are automatically produced for items that meet the selection criteria in [para 9.1.2](#). In the event requirements personnel want to perform asset reconciliation for any item, regardless if the item meets the semiannual or quarterly selection criteria, Formats 305 can be produced utilizing the Product Selection Screen.

9.3.1. PRODUCT SELECTION DATA provides various input data fields to filter the selection. In order to receive asset reconciliation worksheets for any given item(s), data must be entered into one or more of the data elements. Table 9.2. discusses the various elements.

**Table 9.2. Asset Reconciliation (AR) Worksheet Product Selection Legend**

<u>Data Element</u>	<u>Description</u>
I&S	I&S Master NSN: first four positions represent the FSC; middle nine positions make up the NIIN; and last two positions refer to the MMAC. The user must file maintain this field with the I&S NSN to request a Format 305 for a specific item. No entries to any other data fields are required. Values entered into this field must contain only alphanumeric.
ALC or AFMC	ALC code or AFMC indicator code. The user must file maintain this field to request worksheet(s) for item(s) for AFMC or a specific ALC. Values entered into these fields must only contain alpha characters or blanks. The system will not accept a request for worksheet(s) if data is entered into both the ALC and AFMC fields. Possible ALC codes are OC, OO, SC, SJ, or WR. “X” is the entry for AFMC. Data must also be entered into at least one of the following data fields: Buy Net Lower, Buy Net Upper, Bud Net Lower, Bud Net Upper, Termination Lower, Termination Upper, Inventory Lower, Inventory Upper, Variance Cost Lower, or Variance Cost Upper.
DIV	Division code where requirements personnel are located. The user must file maintain this field to request worksheet(s) for item(s) for a specific division. Data must also be entered into the ALC field. Values entered into this field must contain only alphanumeric or blanks. Valid ranges are “A” - “Z” and “O” - “9”.
IMS	This field contains a code that represents personnel in the requirements area responsible for managing the item. The user must file maintain this field to request worksheet(s) for item(s) for a specific IMS. Data must also be entered into both the DIV and ALC fields. Values entered into this field must contain only alphanumeric or blanks.
BP	Budget program code. User must file maintain this field to request worksheet(s) for item(s) for a specific BP. Data must also be entered

<b><u>Data Element</u></b>	<b><u>Description</u></b>
	into at least one of the following data fields: I&S, ALC or AFMC, DIV, IMS, SMC, MPC, Buy Net Lower, Buy Net Upper, Bud Net Lower, Bud Net Upper, Termination Lower, Termination Upper, Inventory Lower, Inventory Upper, Variance Cost Lower, or Variance Cost Upper. Values entered into this field must contain only alphanumeric or blanks. Valid entries are 00, 10, 11, 12, 18, 19, 20, 22, 28, 35, 63, 82, 83, 84, and 87.
SMC	The System Management Code or activity code. The user must file maintain this field to request worksheet(s) for item(s) for a specific SMC or BPAC (BP+SMC). Data must also be entered into at least one of the following data fields: I&S, ALC or AFMC, DIV, IMS, BP, MPC, Buy Net Lower, Buy Net Upper, Bud Net Lower, Bud Net Upper, Termination Lower, Termination Upper, Inventory Lower, Inventory Upper, Variance Cost Lower, or Variance Cost Upper. Values entered into this field must contain only alphanumeric.
MPC	User must file maintain this field to request worksheet(s) for item(s) for a specific MPC. Data must also be entered into at least one of the following data fields: I&S, ALC or AFMC, DIV, IMS, BP, SMC, Buy Net Lower, Buy Net Upper, Bud Net Lower, Bud Net Upper, Termination Lower, Termination Upper, Inventory Lower, Inventory Upper, Variance Cost Lower or Variance Cost Upper. Values entered into this field must contain only alphanumeric.
BUY NET (\$ RANGE) UPPER	Upper limit the user must file maintain to request worksheet(s) for item(s) that meet the criteria of not exceeding a specific net accumulated buy dollar requirement. Values entered into this field must be valid Arabic numerals. Data must also be entered into at least one of the following data fields: I&S, ALC or AFMC, DIV, IMS, BP, SMC, or MPC.
BUY NET (\$ RANGE) LOWER	Lower limit the user must file maintain to request worksheet(s) for item(s) that meet the criteria of being greater than or equal to a specific net accumulated buy dollar requirement. Values entered into this field must be valid Arabic numerals. Data must also be entered into at least one of the following data field: I&S, ALC or AFMC, DIV, IMS, BP, SMC, or MPC.
TERMINATION (\$ RANGE) UPPER	Upper limit the user must file maintain to request worksheet(s) for item(s) that meet the criteria of not exceeding a specific termination dollar quantity. Value entered into this field must be valid Arabic numerals. Data must also be entered into at least one of the following data field: I&S, ALC or AFMC, DIV, IMS, BP, SMC, or MPC.
TERMINATION (\$ RANGE) LOWER	Lower limit the user must file maintain to request worksheet(s) for item(s) that meet the criteria of being greater than or equal to a specific termination dollar quantity. Values entered into this field must be valid Arabic numerals. Data must also be entered into at least one of the following data field: I&S, ALC or AFMC, DIV, IMS, BP, SMC, or MPC.

<u>Data Element</u>	<u>Description</u>
VARIANCE COST (\$ RANGE) UPPER	Upper limit the user must file maintain to request worksheet(s) for item(s) that meet the criteria of not exceeding a specific variance cost. Values entered into this field must be valid Arabic numerals. Data must also be entered into at least one of the following data field: I&S, ALC or AFMC, DIV, IMS, BP, SMC, or MPC.
VARIANCE COST (\$ RANGE) LOWER	Lower limit the user must file maintain to request worksheet(s) for item(s) that meet the criteria of being greater than or equal to a specific variance cost. Values entered into this field must be valid Arabic numerals. Data must also be entered into at least one of the following data field: I&S, ALC or AFMC, DIV, IMS, BP, SMC, or MPC.
BUD NET (\$ RANGE) UPPER	Upper limit the user must file maintain to request worksheet(s) for item(s) that meet the criteria of not exceeding a specific net accumulated budget dollar requirement. Values entered into this field must be valid Arabic numerals. Data must also be entered into at least one of the following data field: I&S, ALC or AFMC, DIV, IMS, BP, SMC, or MPC.
BUD NET (\$ RANGE) LOWER	Lower limit the user must file maintain to request worksheet(s) for item(s) that meet the criteria of being greater than or equal to a specific net accumulated budget dollar requirement. Values entered into this field must be valid Arabic numerals. Data must also be entered into at least one of the following data field: I&S, ALC or AFMC, DIV, IMS, BP, SMC, or MPC.
INVENTORY (\$ RANGE) UPPER	Upper limit the user must file maintain to request worksheet(s) for item(s) that meet the criteria of not exceeding a specific inventory dollar value. Values entered into this field must be valid Arabic numerals. Data must also be entered into at least one of the following data field: I&S, ALC or AFMC, DIV, IMS, BP, SMC, or MPC.
INVENTORY (\$ RANGE) LOWER	Lower limit the user must file maintain to request worksheet(s) for item(s) that meet the criteria of being greater than or equal to a specific inventory dollar value. Values entered into this field must be valid Arabic numerals. Data must also be entered into at least one of the following data field: I&S, ALC or AFMC, DIV, IMS, BP, SMC, or MPC.

**9.4. Asset Reconciliation List for Equipment Item.** This report is produced semiannually and quarterly for each ALC based on the criteria in [para 9.1.2](#) This report lists all equipment items (I&S and actual NSNs) for which a Format 305 was produced. Table 9.3. discusses the various data elements in this listing.

**Table 9.3. Asset Reconciliation List for Equipment Item Legend**

<b><u>Data Element</u></b>	<b><u>Description</u></b>
DIV	Item's division where requirements personnel are located
IMS	Represents the individual, in the requirements area, responsible for managing the item
I&S NSN	Interchangeability and Substitutability NSN: first four positions represent the FSC; middle nine positions makeup the NIIN; and last two positions refer to the MMAC
Actual NSN	Actual NSN of the item: first four positions represent the FSC; middle nine positions makeup the NIIN; and last two positions refer to the MMAC
VARIANCE	Difference between the total assets acquired by the AF and the sum of the total on-hand assets and losses as reported by the C001 system. A positive number indicates that the total quantity of assets acquired by the AF is greater than the sum of the C001 reported on-hand assets and losses. A negative number indicates that the total quantity of assets acquired by the AF is less than the sum of the C001 reported on-hand assets and losses. This field represents the absolute dollar value of the variance quantity, and is computed by multiplying the absolute value of the variance quantity by the item's standard unit price.
BUY	NSN's net buy requirement quantity in dollars
BUD	NSN's net budget requirement quantity in dollars
TERMINATION	NSN's termination quantity in dollars

## Chapter 10

### THE STRATIFICATION REPORT OF PRINCIPAL AND SECONDARY ITEMS, RCS: DD-P&L (A) 1000

**10.1. General.** The National Security Act of 1947 requires the OSD to report annually to the President and Congress on the quantity and dollar values of major equipment items of the Military Departments. DoD 4140.1-R, *DOD Supply Chain Materiel Management Regulation*, para C9.2, (at <http://www.dtic.mil/whs/directives/corres/pdf/414001r.pdf>) provides the implementing instructions, and directs each DoD component to report annually the status of principal items (equipment, uninstalled engines, and conventional ammunition), and secondary items (stored supplies). The ALCs and AF Stock Fund Division managers provide input to the Stratification Report of Principal and Secondary Items, RCS: DD-P&L (A) 1000, hereafter called the DD1000 Report. This report contains the total dollar value of the inventory for principal and secondary items, and their variances from past to current year. Portions of the DD1000 Report become part of the OSD's Supply System Inventory Report (SSIR). This section details the equipment principal item portion of the annual DD1000 report. The 405 SCMS/GULA submits the command level analysis and narrative. Much of the data used comes from analyses provided by the ALCs. Each ALC is to consider its input to this report as part of its normal annual workload.

10.1.1. When the data in the equipment computation is current, accurate, and complete, the budgeting/funding requirements reported on the DD1000 Report will closely coincide with budgeting/funding requirements resulting from the annual HQ AFMC/USAF Buy/Budget Reviews. This enhances the credibility of the ALC budget submissions, and can be a factor affecting the level of funding received in the future.

10.1.2. The DD-1000 report, accomplished annually, analyzes data from two computation cycles, 12 months apart. Currently, equipment (or principal) items are analyzed using the September computation cycles. The dollar value of the AF WW requirement and inventory information is analyzed by BP for the selected cycles and variances are computed for SGM categories.

10.1.3. A thorough narrative analysis by NSN is required for equipment items. Narratives will include NSN, BP, quantity, dollar value, noun, applicable WS (if possible), and a complete analysis that explains why the variance occurred. Errors are not reported in the narrative analysis. The item managers must address and correct all errors through file maintenance prior to or during the narrative analysis process. References to errors in the analysis are not acceptable unless there were errors in last year's data that escaped notice.

10.1.4. Dollar values used in the DD-1000 report come from the IPI RMS on-line product; the IPI dollar value is in thousands of dollars. This report is formatted in the same manner as the DD Form 1138-1 which becomes a part of the published DD-1000 report. Often the IMS is not familiar with the requirement and inventory dollar value and finds it hard to use the IPI. The RMS on-line IDSS report is a source for the applicable dollar value and quantity for each IPI category. RMS computational products the IMS may need to use in the analysis of the variance are the PRA report, the WSP report, the IMCD report, the RAR report, and the Notepad (NP).

10.1.5. Besides the computational products, IMSs are often required to research the D035, J041, and the AFMC Form 318. Further, during the research/analysis process, the IMS may contact the ES, SM or LM, AS monitor, warehouse storage workers, users in the field, and/or major CEMO personnel.

10.1.6. The 405 SCMS/GULA provides each ALC a list of NSNs with significant plus or minus dollar variances from the previous year for the ALC to analyze. The list contains NSNs from each BP and variance category. Each ALC's report to 405 SCMS/GULA will contain an analysis of the variance for each listed NSN, and an overall analysis of the major variance trends associated with that ALC.

10.1.7. The DD1000 Report consolidates DD Forms 1138-1 for the major BPs applicable to Equipment (BP10/12/20/22/35/82/83/84). Dollar values used on these forms come from the IPI, IV, and IDSS, RMS on-line products. Each DD Form 1138-1 includes a narrative portion explaining by NSN the main reasons current FY figures have increased or decreased by more than \$5M from the previous year.

10.1.7.1. The DD1000 reports and explains variances in the four following categories by BP. There can be NSNs identified that require narratives of variances in all four categories.

10.1.7.1.1. Approved Force Acquisition Objective (AFAO). The AFAO Gross Requirement represents the dollar value of the budget position reflected on the IDSS product, Aligned Assets (Section 1). The gross requirements include the AF initial, ANG initial, AFR initial, WRM, Replacements (REPL), and Additives (ADD) in the applicable PRA program position.

10.1.7.1.2. AFAO in Store Assets. The AFAO In-Store Assets represent the dollar value of the warehouse assets (serviceable and unserviceable) required to satisfy the AFAO requirement. The applicable dollar value in the IDSS product, Aligned Assets (Section 1) is the sum of the warehouse serviceable (WHS SVC) and warehouse unserviceable (WHS USV) fields in the same program positions as the AFAO requirement. The applicable quantity may (or may not) be reflected in the same PRA program positions, because the PRA reflects all warehouse assets. The IDSS, Aligned Assets (Section 1) only reflects the portion required to satisfy the AFAO requirement.

10.1.7.1.3. Economic Retention In-Store Assets. The Economic Retention In-Store Assets represent the dollar value of the warehouse assets (serviceable and unserviceable) in the IDSS product Long Supply (Section 3). This category is the sum of four SUITABLE LONG SUPPLY fields on this product: Directed to Hold (DIR/HLD) WHS SVC; Elected to Hold (ELE/HLD) WHS SVC; DIR/HLD WHS USV; and ELE/HLD WHS USV. There is not a corresponding PRA field.

10.1.7.1.4. Potential DoD Excess in Store Assets. The Potential DoD Excess In-Store Assets represent the dollar value of the warehouse assets (serviceable and unserviceable) in the IDSS product, Long Supply (Section 3). This category is the sum of the EXCESS WHS SVC; and EXCESS WHS USV fields from both the SUITABLE LONG SUPPLY and UNSUITABLE LONG SUPPLY. There is not a corresponding PRA field.



## **10.2. IPI, IV, and IDSS RMS on-line products required for the preparation of the DD1000 Report.**

10.2.1. Inventory of Principal Items (IPI). These RMS on-line products are used for the preparation of the DD Form 1138-1 information and narratives that are required for the annual submission of the DD1000 Report. The user will select reports by SGM or BP, or a combination of two or more BPs for AFMC totals or by each ALC. If desired, up to four IM DIVs of four IMS within an ALC can be reported.

10.2.1.1. The IPI supplies the following dollar value data used in the DD1000 Report: Requirements – AFAO and WRM; and Assets (In-Use and In-Store) – AFAO, WRM, Economic Retention, and Potential DoD Excess. It also provides the total NSN counts used.

10.2.1.2. This report can be requested at any time for all summary levels. Five years of data are available by quarter.

10.2.2. Inventory Variance (IV). IV products report an inventory variance by SGM or by BP. The BP report can be further broken out by variance category. If a quarterly cycle is not assigned, the data shown is a comparison of the current March update and the previous March update cycles. These RMS on-line products are used in preparation of the DD1000 Report to identify the variances requiring narration and the specific NSNs driving those variances.

10.2.2.1. IV by SGM variance. This shows the NSNs that need to be analyzed to explain the dollar fluctuations on the IPI (DD1000) report. It can be used to analyze the same categories totaled on the IPI.

10.2.2.2. IV by BP variance. This shows the BP variance for the DD1000 Report. These reports provide the difference in inventory values (in thousands) for the same categories totaled on the IPI, and the difference in NSN count from year to year for specified budget programs. Normally the differences are from March cycle to March cycle; however, alternate cycles can be selected.

10.2.2.3. These products can be requested at any time for all summary levels. Five years of data are available by quarter.

10.2.3. Item and Dollar Stratification Summary (IDSS). This product can be used at various levels to evaluate effectiveness of past actions, and to measure progress toward requirement objectives. It provides requirements and asset data, expressed in terms of dollar value, by BP, or by NSN by various indentures of funds control to effect improved supply management of logistics operations.

10.2.3.1. An item stratification and a summary stratification are available. The only difference is that an item stratification shows quantities and dollars; whereas, the summary stratification shows dollars only.

10.2.3.2. The IDSS can be requested at any time for all summary levels. Five years of data are available by quarter.

10.2.3.3. The IDSS is divided into the following four sections:

10.2.3.3.1. Aligned Assets (Section 1) shows four time-phased positions.

10.2.3.3.1.1. The Reported (RPT) Position shows the gross requirement (GRS RQMT) by WRM, O/S, Z/I, and ADD; the assets in service (AST SVC) by I/P, O/S, and Z/I; the WHS SVC by O/S, Z/I, and depot; the WHS USV by O/S, Z/I, and depot; funded on order (FND O/O); and total assets.

10.2.3.3.1.2. The Current Operating (CUR/OP) Position shows the totals of the gross requirement, the assets in service, the warehouse serviceable, the warehouse unserviceable, the funded on order, the total assets, and the net requirement.

10.2.3.3.1.3. The Buy Position shows the totals of the gross requirement, the assets in-service, the warehouse serviceable, the warehouse unserviceable, the funded on order, the total assets, the net requirement, and the adjusted requirement.

10.2.3.3.1.4. The Budget Position shows the totals of the gross requirement, the assets in service, the warehouse serviceable, the warehouse unserviceable, the funded on order, the total assets, the net requirement, and the adjusted requirement.

10.2.3.3.2. Buy/Budget Segmented Requirements (Section 2) show buy requirements and budget requirements both broken out by AF INIT, WRM, ADD, ANG, AFR, and REPL.

10.2.3.3.3. Long Supply (Section 3) shows the dollar values Suitable Long Supply Economic (ECON) Retention and Unsuitable Long Supply Contingency (CONT) Retention broken out by DIR/HLD, ELE/HLD, and Excess. It also shows Total Long Supply. These three categories are further broken out by GRS RQMT, AST SVC, WHS SVC, WHS USV, FND O/O, and Total Assets (TOT AST).

10.2.3.3.4. SGM Totals (Section 4) shows the following data:

10.2.3.3.4.1. The number of SGMs, quantity, and dollar value of Buy, Budget, and Budget +1 Net Requirements; Excess, Termination, Retention, and total assets are displayed by ALC. The data is for the items in the selection criteria.

10.2.3.3.4.2. The assets on-hand include any assets available for the categories selected (they may be substitutes used to satisfy requirements somewhere else).

10.2.3.3.4.3. The total SGM and NSN counts are the total assigned to the IMS, or the BP, or whatever category is selected.

10.2.3.3.4.4. The Computed Elected to Hold shows the difference between the highest gross requirements at any position and the gross requirements at the higher of the buy or the budget. This is used to determine the amount of Elected to Hold asset.

10.2.3.3.4.5. The AF Elected to Hold shows the Additive Type Requirements 35-39. It can be used to see how many Additives the IM is putting in Elected to Hold.

10.2.3.3.4.6. The Contractor Requirements shows the Additive Type Requirements 60-69. This field is not used in the Excess/Retention computation. It is placed here as an information only field.

## Chapter 11

### WEAPON SYSTEM PRODUCT

#### 11.1. General.

11.1.1. Purpose. The WSP provides the net requirements for each MAJCOM and MDS combination being used in the computation. It was designed to replace the IMS manual posting of changes to computational data after the update cycle. During the semiannual RAR file maintenance, known changes will be file maintained on the RAR product. Corrective actions and events occurring at other times in the cycle will be file maintained on the WS product. The end result is a more accurate systemic indication of true requirements and the dollars needed to support those requirements. When the WS product is file maintained by the IMS, the following products are also updated: IA; WSP; PRA; IDSS; IPI; and MPPC.

11.1.2. Frequency. The WS product is available on line with “as of” dates 31 December, 31 March, 30 June, and 30 September. File maintenance by the IMS is permitted for each quarterly and update cycle. When WS is accessed, the current quarter and previous semiannual update cycle can be file maintained.

11.1.3. Source of Data. The data recorded on the RAR product is the source for the information found on the WS product.

11.1.3.1. RAR Sections 1 through 4 contains the requirements and assets. Section 1 includes peacetime requirements and in-use assets by reporting activity. Section 2 includes the warehouse and funded/on-order assets by reporting activity. Section 3 includes the WRM requirements and in-place assets by WRM base code. Section 4 includes additive requirements and in-use assets.

11.1.3.2. The requirements and assets in RAR Section 1, 3, and 4 are linked to reporting MAJCOM and MDS.

11.1.3.3. The WS product contains the above data, stratified over a twelve year period. Seven years are computed and another five years are available for file maintenance.

#### 11.2. WS Content.

11.2.1. Content. The WS product is designed to show data stratified over 17 program positions, covering a 12 year period. The first program position is the reported position. D039 stratifies requirements and assets six years beyond the reported position, which covers the next 11 program positions. An additional five out years have been added. Data can be file maintained into these years if needed to portray out year requirements not included in the computation. This product has two sections, both of which are file maintainable by the IMS.

11.2.1.1. Section 1, Weapon System Data, AD200C2K108ZP. This section, three screens wide, contains separate screens for each MDS and MAJCOM combination found on the RAR product. The gross requirements, aligned assets, and net requirements are displayed for each of the combinations.

11.2.1.2. Section 2, Weapon System Data, Non-Aligned Assets, AD200C2L108ZP. This section, three screens wide, contains two parts. The top part shows non-aligned suitable

assets. The bottom part shows non-aligned unsuitable assets. For the data found in Section 2, there is no relation to an MDS or MAJCOM.

### 11.3. Detailed Description of Format:

11.3.1. Standard Heading – Table 11.1. discusses the various data elements.

**Table 11.1. Weapon System Product – Header Legend**

<u>Data Element</u>	<u>Description</u>
SGM	Subgroup master NSN for the I&S subgroup being computed
I&S	Interchangeability and Substitutability NSN
Product Number	AD200C2K108ZP and AD200C2L108ZP
CUR	Current Date and Time (date, month, year, hour, minute) - Date and time of system access
UPDATED	Update Date and Time (date, month, year, hour, minute) - Date and time of last update action
AS OF	As of Date of computation (date, month, year) - Cutoff for displayed data
ITM NM	Item Nomenclature
ALT CYC	Alternate Cycle - Typing “X” in the field allows file maintenance of the previous computation cycle instead of the current one
FY	FY of the buy/budget years and the current cycle number
ALC	Two-position code from Section A of IMCD
DIV	One-position code from Section A of IMCD
IMS	Two-position code from Section A of IMCD
BUD CD CTL	BP Activity Code and MPC from Section A of IMCD
STD PRC	Standard Price of the item being computed as reflected in Section B of IMCD
REPL FAC	Replacement Factor of the item being computed as reflected in Section A of IMCD

11.3.2. Section 1, Weapon System Data, contains, by MDS and MAJCOM, all gross requirements, aligned assets and the resulting net requirements for the item being computed. Tables 11.2. and 11.3. discuss the various data elements.

Figure 11.1. WS, Section 1, Screen 1

Smart Term Office - [302500]

File Edit View Tools Properties Connection Window Help

1

FILE MAINTENANCE  
WS WEAPON SYSTEM DATA  
MDS ACADEMY MAJCOM OB  
SECTION 1  
FY 03/04-04U  
BUD CT CTL 8439900000 PRC

AD200.C2K108ZP  
CUR: 02 OCT 02 1332  
UPDATED: 27 JUN 02 1539  
AS OF: 31 MAR 02 U  
ITM NM SAW,BAND,METAL CUTT  
11951 REPL FAC 0131

2

SGM 3405 01 074 610  
I&S 3405 01 074 610  
X ALT CYC 31 MAR 02 U  
WR ALC DIV V IMS 3F

3

	REPORTED	ALL	QTRS	4/02	4/03	1/04	BUY
GROSS RQMTS	--05--	--Z1--					2/04
AF INITIAL	0	1		1	1	1	1
CAP	0	0		0	0	0	0
ADDITIVE	0	0		0	0	0	0
WRM	0	0		0	0	0	0
REPLACEMENT	0	0		0	0	0	1
TOTAL RQMTS	0	1		1	1	1	2
ASSETS IN USE	0	1		1	1	1	1
IN PLACE		0		0	0	0	0
WHSE SVC				0	0	0	0
WHSE UNSVC				0	0	0	0
FND ON ORD				0	0	0	0
TOTAL ASSETS	0	1		1	1	1	1
NET REQUIREMENTS				0	0	0	1
RECALC -							

4

5

CMD: F1=HELP F10=DONE MSG:

0 >> 3,6

Connected to mvspsol.ogden.dcs.mil

Start | Inbox - Microsoft Out... | D039 Class Training -... | Addresses-Phones | Smart Term Office -... | 1:33 PM

**Table 11.2. WS, Section 1, Screen 1**

<u>Note</u>	<u>Field Name</u>	<u>Field Description</u>	<u>F/M</u>
1	WS, SECTION 1	All WS, Sec 1 screens are by MDS/MAJCOM Combination stratified across 17 program positions that span 12 years. In addition, the only assets that will be reflected beyond the Reported Position are those aligned to a RQMT. Excess assets will not be reflected within this section.	
2	REPORTED OS / ZI	RQMTS and assets reflected in the Reported Position are divided up by location. OS reflects the RQMTS and assets reported outside the continental US (CONUS). ZI reflects the RQMTS and assets reported within the Z/I.	Add/Change
3	ALL QTRS	This field can be very helpful and extremely dangerous. This field can be used to “straight-line” a quantity across the 16 remaining program positions. It can only be used if the existing data is already straight-lined or all similar data in the category is being deleted.	Add/Change
4	GROSS RQMTS	RQMTS are broken down into five categories. The AF INITIAL line contains the peacetime (UC A, B, and C) in-being authorizations and forecasts for the MDS/MAJCOM combination reflected in the header. The ADDITIVE line contains the RAR sec 4 additives that match the MDS/MAJCOM combination (minus TRCs 01-15, 25-41, 93-99) The WRM line contains the WRM (UC “D”) in-being authorizations and forecasts for the MDS/MAJCOM combination reflected in the header. The REPLACEMENT line contains the mechanically computed replacement requirements, as well as the additives with TRCs 10-15 and 93-99.	Add/Change
5	BUY	The RQMTS and assets reflected in the buy position. This position can be on a different screen depending on the procurement lead lime of the item.	Add/Change



Figure 11.2. WS, Section 1, Screen 2

SmartTerm Office - [J02500]

FILE MAINTENANCE WS WEAPON SYSTEM DATA AD200.C2K108ZP  
 MDS ACADEMY MAJCOM 0B CUR: 02 OCT 02 1334  
 SECTION 1 6  
 UPDATED: 27 JUN 02 1539  
 AS OF: 31 MAR 02 U  
 X ALT CYC 31 MAR 02 U FY 03/04-04U ITM NM SAW,BAND,METAL CUTT  
 WR ALC DIV V IMS 3E BUD CD CTL 8439900000 STD PRC 11951 REPL FAC .0131

GROSS RQMTS	3/04	4/04	BUD 2/05	4/05	4/06	4/07	4/08
AF INITIAL	1	1	1	1	1	1	1
CAP	0	0	0	0	0	0	0
ADDITIVE	0	0	0	0	0	0	0
WRM	0	0	0	0	0	0	0
REPLACEMENT	0	0	0	1	0	0	1
TOTAL RQMTS	1	1	1	2	1	1	2
ASSETS IN USE	1	1	1	1	1	1	1
IN PLACE	0	0	0	0	0	0	0
WHSE SVC	0	0	0	0	0	0	0
WHSE UNSVC	0	0	0	0	0	0	0
FND ON ORD	0	0	0	0	0	0	0
TOTAL ASSETS	1	1	1	1	1	1	1
NET REQUIREMENTS	0	0	0	1	0	0	1

7

RECALC - NOTEPAD -

CMD: F1=HELP F10=DONE MSG:

8 9

0 >> 3,6

Connected to swispool.goden.s...

Start | Inbox - Microsoft Ou... | 0039 Class Training... | Addresses-Phone... | SmartTerm Office -... | 1:34 PM



Table 11.3. WS, Section 1, Screen 1

<u>Note</u>	<u>Field Name</u>	<u>Field Description</u>	<u>F/M</u>
6	BUD	The RQMTS and assets reflected in the budget position. This position can be in a different column depending on the procurement lead line of the item.	Add/Change
7	ASSETS	<p>Assets are broken down into five categories.</p> <p>The In-Use line contains reported in-use assets aligned to Peacetime (UC A, B, and C) requirements, as well as any requirements on the Additive and Replacement lines for the MDS/MAJCOM combination reflected in the header.</p> <p>The WRM line contains reported in-place assets aligned to WRM (UC D) requirements, as Additive requirements with TRC 01-09 for the MDS/MAJCOM combination reflected in the header.</p> <p>WHSE SVC and WHSE UNSVC contain the base and depot warehouse assets aligned to the requirements for the MDS/MAJCOM combination in the header.</p> <p>FND ON ORD line contains the DIA and funded assets aligned to the requirements for the MDS/MAJCOM combination in the header.</p> <p><b>Note:</b> There will never be more assets aligned than there are requirements. Any asset category exceeding the gross requirement will be reflected in WS, Section 2.</p>	Add/Change
8	RECALC	After entering data for the MDS/MAJCOM combination, it is important to put an "X" in the RECALC field and hit <ENTER> before moving to the next MDS/MAJCOM combination.	Add/Change
3	NOTEPAD	Once all the WS file maintenance actions have been completed for the item, an "X" is needed in this field. This will take you to the Notepad where it is necessary to document all the actions taken, as well as any data sources used during the review and analysis. From the Notepad, the computation can be updated.	Add/Change

11.3.2.1. AF INITIAL: Summary of all reported peacetime requirements from Section 1 of RAR. Results of programming will be indicated in the different program positions.

11.3.2.2. ADDITIVE: Summary of all additive requirements file maintained in Section 4 of RAR except additives using TRC 01-09, 10-15, 25-29, 30-39, and 93-99. Additives using 25-29 and 30-39 will not appear in the WS, WSP, or PRA. These additives do not increase requirements; they simply retain the assets by placing the assets in economic retention on the IDSS.

11.3.2.3. WRM: Summary of the requirements found in Section 3 of RAR. Additives using TRC 01-09 will appear as part of the WRM line.

11.3.2.4. REPLACEMENT: Summary of the computed replacement requirements aligned by the computational system to MDS/MAJCOM net shortages, as well as any applicable additives using TRC 10-15 and 93-99.

11.3.2.5. TOTAL RQMTS: Sum of total requirements by program position.

11.3.2.6. IN USE: Sum of the in-use assets from Section 1, RAR, and additive in-use assets from Section 4, RAR, will be summarized (except TRCs 01-09, 10-15, 25- 29, 30-39, 93-99).

11.3.2.7. IN PLACE: Sum of the in-place assets from Section 3, RAR, and the additives in Section 4, RAR, using TRC 01-09.

11.3.2.8. WHSE SVC: Number of serviceable assets (from Section 2, RAR) that were aligned to the MDS/MAJCOM shortages by computational system logic.

11.3.2.9. WHSE UNSVC: Number of reparable assets (from Section 2, RAR) that were aligned to the MDS/MAJCOM shortages by computational system logic.

11.3.2.10. FND ON ORDER: Number of funded or on order assets (from Section 2, RAR) that were aligned to the MDS/MAJCOM shortages by computational system logic.

11.3.2.11. TOTAL ASSETS: Sum of assets reported by program position and aligned by the system.

11.3.2.12. NET REQUIREMENTS. Difference between TOTAL RQMTS and TOTAL ASSETS. Net requirements are further broken down into either initial or replacement for each MDS/MAJCOM combination in the WSP. The 405 SCMS/GULA maintained IBM display screen contains those applications considered to be in production. By utilizing the MDS data in the IBM product, the net requirements on the WS screen can be identified as initial (in the case of a MDS match) or replacement (in the case of no match). Additive requirements are considered to be initial requirements if the BP/MDS match the IBM table and the TRC used in Section 4 of the RAR is not 10-15, 40, 41, or 93-99. If TRC is 10- 15, 40, 41, or 93-99, the additive requirements are considered to be replacement. Further, if the BP/MDS does not match the IBM table, the additive requirements are considered to be replacements. *Note:* A grand total of initial and replacement requirements is displayed for the SGM being computed on the PRA product.

11.3.3. Section 2 Non-Aligned Assets. The non-aligned assets are divided based on the parts preference codes. Parts preference codes 4 and 9 indicate the asset is unsuitable (safety consideration). All other parts preference codes indicate the asset is suitable for AF use.

Both parts of this section have the same data elements. Assets found in this section are suitable assets for which no requirements exist and all unsuitable assets. There is no link to MDS or MAJCOM on Section 2 data. Tables 11.4. and 11.5. discuss the various data elements.

Figure 11.3. WS, Section 2, Screen 1

**FILE MAINTENANCE**  
**WEAPON SYSTEM DATA**  
**NON ALIGNED ASSETS**  
**SECTION 2**

SGM 3405 01 074 6108  
 I&S 3405 01 074 6108  
 X ALT CYC 31 MAR 02 U  
 WR ALC DIV V IMS 3E  
 FY 03/04-04U  
 BUD CD CTL 8439900000  
 STD PRC  
 AD200.C2L108ZP  
 CUR: 02 OCT 02 1337  
 UPDATED: 27 JUN 02 1539  
 AS OF: 31 MAR 02 U  
 ITM NM SAW,BAND,METAL CUTT  
 11951 REPL FAC .0131

	REPORTED			ALL QTRS	4/02	4/03	1/04
	-ALC--	OS--	ZI--				
SUIT NON-ALIGNED							
IN USE					0	0	0
IN PLACE					0	0	0
WHSE SVC	0	1	1		0	0	0
WHSE UNSVC	0	0	1		0	0	0
FND ON ORD			0		0	0	0
TOTAL					0	0	0
UNUIT IN USE					0	0	0
IN PLACE					0	0	0
WHSE SVC					0	0	0
WHSE UNSVC					0	0	0
FND ON ORD					0	0	0
TOTAL					0	0	0
NET REQUIREMENTS					0	10	0
RECALC							

CMD: F1=HELP F10=DONE MSG:

**Table 11.4. WS, Section 2, Screen 1**

<b><u>Note</u></b>	<b><u>Field Name</u></b>	<b><u>Field Description</u></b>	<b><u>F/M</u></b>
1	WS, SECTION 2	The WS, Sec 2 screens are stratified across 17 program positions that span 12 years. In addition, the only assets that will be reflected are the non-aligned, excess assets.	
2	REPORTED ALC/OS/ZI	The non-aligned assets reflected in the Reported Position are divided up by location. ALC reflects the assets located at the depots, OS reflects the assets reported outside the continental US (OCONUS). ZI reflects the assets reported within the Z/I or CONUS.	Add/Change
3	ALL QTRS	This field can be very helpful and extremely dangerous. This field can be used to straight-line a quantity across the 16 remaining program position. It can only be used if the existing data is already straight-lined or all similar data in the category is being deleted.	Add/Change
4	SUITABLE ASSETS	Suitable Assets are broken down into five categories. The in-use line contains reported in-use assets non-aligned to peacetime requirements. The WRM line contains reported in-place assets non-aligned to WRM requirements. WHSE SVC and WHSE UNSVC contain base and depot warehouse assets not aligned with any requirement. FND ON ORD line contains the DIA and funded assets not aligned with any requirement. <i>Note:</i> FND ON ORD Assets exceeding the gross requirement are the assets that are in termination status.	
5	UNSUITABLE ASSETS	Unsuitable assets are broken down into the same five categories as the suitable assets. However, the assets in this area have a parts preference code of 4 or 9 and are considered unsafe to use. All such reported assets will appear in this area regardless of the shortages that may incur.	

Figure 11.4. WS, Section 2, Screen 2

SmartTerm Office - [302500]

FILE MAINTENANCE AD200.C2L108ZP  
WS WEAR SYSTEM DATA CUR: 02 OCT 02 1337  
NON ALIGNED ASSETS UPDATED: 27 JUN 02 1539  
SECTION 2 AS OF: 31 MAR 02 U  
X ALT CYC 31 MAR 02 U FY 03/04-04U ITM NM SAW,BAND,METAL CUTT  
WR ALC DIV V IMS 3E BUD CB CTL 8439900000 STD PRC 11951 REPL FAC .0131

	BUY 2/04	3/04	4/04	BUD 2/05	4/05	4/06	4/07
SUIT NON-ALIGNED	0	0	0	0	0	0	0
IN USE	0	0	0	0	0	0	0
IN PLACE	0	0	0	0	0	0	0
WHSE SVC	0	0	0	0	0	0	0
WHSE UNSVC	0	0	0	0	0	0	0
FND ON ORD	0	0	0	0	0	0	0
TOTAL	0	0	0	0	0	0	0
UNSUIT IN USE	0	0	0	0	0	0	0
IN PLACE	0	0	0	0	0	0	0
WHSE SVC	0	0	0	0	0	0	0
WHSE UNSVC	0	0	0	0	0	0	0
FND ON ORD	0	0	0	0	0	0	0
TOTAL	0	0	0	0	0	0	0
NET REQUIREMENTS	11	0	0	13	14	16	18

RECASC - NOTEPAD -

CMD: F1=HELP F10=DONE MSG:

0 >> 3,6

Connected to mvspool.org

Start | Inbox - Microsoft Ou... | DD39 Class Training ... | Addresses-Phones | SmartTerm Office - ... | 1:38 PM

**Table 11.5. WS, Section 2, Screen 2**

<u>Note</u>	<u>Field Name</u>	<u>Field Description</u>	<u>F/M</u>
1	BUY / BUD	Buy and Budget positions are determined by the procurement lead time, so will be in different columns depending on the item. The first screen reflects the first four program positions. Screen two reflects program positions 5 through 11. Screen three reflects program positions 12 through 17.	Add/Change
2	NET REQUIREMENTS	The Net Requirements reflected in WS Section 2 are the remaining shortages from WS Section 1. As suitable assets are added and recalculated; the net requirements will decrease.	
3	RECALC	After entering data for this section, it is important to put an "X" in the RECALC field and hit <ENTER>. If there are any shortages left in the WS Section 1 screens, suitable assets will be realigned to offset those shortages and the Net Requirements will decrease.	Add/Change
4	NOTEPAD	Once all the WS file maintenance actions have been completed for the item, an "X" is needed in this field. This will take you to the Notepad where it is necessary to document all the actions taken, as well as any data sources used during the review and analysis. From the Notepad, the computation can be updated.	Add/Change

11.3.3.1. IN USE: Any quantity on this line is a result of the authorized quantities being less than the quantities reported in use in Section 1, RAR. In this instance, all MDS and MAJCOMs for the SGM are considered.

11.3.3.2. IN PLACE: Quantities exist on this line when WRM authorizations are less than the in-place assets being reported in Section 3, RAR. All MDS and MAJCOMs are considered.

11.3.3.3. WHSE SVC: Assets on this line are derived from Section 2, RAR. Quantities will appear on this line if there are no net shortages in Section 1 that require the assets. The total quantity may not agree with the quantity found in Section 2 RAR, because some of the assets (but not all) may have been assigned to Section 1 shortages.

11.3.3.4. WHSE UNSVC: Assets on this line are derived from Section 2, RAR. Quantities will appear on this line if there are no net shortages in Section 1 that require



the assets. The total quantity may not agree with the quantity found in Section 2, RAR, because some of the assets (but not all) may have been assigned to Section 1 shortages.

11.3.3.5. FND ON ORD: Assets on this line are derived from Section 2, RAR. Quantities will appear on this line if there are no net shortages in Section 1 that require the assets. The total quantity may not agree with the quantity found in Section 2, RAR, because some of the assets (but not all) may have been assigned to Section 1 shortages. Any quantity on this line will require a review for possible termination action. **Note:** None of the unsuitable assets will be assigned to computed shortages in WS Section 1, potentially causing a shortage.

#### 11.4. File Maintenance Instructions.

11.4.1. File maintenance of the WSP is accomplished utilizing the RMS WS screens. These screens are accessed after RMS login by typing: "FOE FM EQP WS." and pressing <ENTER>.

11.4.2. Gross requirements and aligned assets in Section 1 and non-aligned assets found in Section 2 can be file maintained.

11.4.3. The instructions for file maintaining a change in Section 1 of WS are:

11.4.3.1. After access to the WS screen, type the desired SGM and press <ENTER>. This will select all the data for the SGM. By typing "FORW" at the command line and pressing <ENTER>, each different MAJCOM/MDS combination will be reviewed for possible file maintenance action.

11.4.3.2. To review all screens for a given MDS: <TAB> to the MDS field; enter the desired MDS; blank the MAJCOM field; and press <ENTER>. This method will provide all screens showing the MDS selected regardless of MAJCOM. Typing "FORW" at the command line and pressing <ENTER> will allow paging through the different MDS screens.

11.4.3.3. To review the first MDS/MAJCOM combination for a given MAJCOM, blank the MDS field <TAB> to the MAJCOM field, type the desired MAJCOM code and press <ENTER>. Typing "FORW" at the command line and pressing <ENTER> will allow paging through the various MDS/MAJCOM combinations (not necessarily the selected MAJCOM).

11.4.3.4. To review a specific MDS/MAJCOM, type the desired MDS and MAJCOM and press <ENTER>.

11.4.3.5. Once the desired screen is accessed, the current computation cycle or the alternate cycle (ALT CYC) will be selected for file maintenance.

11.4.3.6. The following will be file maintained:

11.4.3.6.1. REPORTED program position. Both requirements and assets are divided into O/S and Z/I. Use <TAB> to select the proper category, then enter the new total under O/S and/or Z/I.

11.4.3.6.2. ALL QTRS (All quarters). If a change applies to all program positions (i.e., straight lined), <TAB> to the ALL QTRS on the proper category line and type



the new total. All quarters are updated except the REPORTED. Do not use ALL QTRS to change existing data without reviewing all 17 program positions.

11.4.3.6.3. If changes are phased, then <TAB> to the different program positions and enter the new totals for each. To file maintain the out-years, type "RIGH" at the command line and press <ENTER>. Press <ENTER> before leaving any screen which file maintenance has been performed to get the message "Edit Successful." Review the Net Requirement. If recalculation is required, type "X" at RECALC and press <ENTER> to get the message "Recalc Successful." To return to a previous screen, type "LEFT" at the command line and press <ENTER>.

11.4.4. To perform file maintenance in Section 2, type "NEXT" at the command line in Section 1 and press <ENTER>.

11.4.4.1. Section 2 is single page, three screens wide, with the top half permitting changes to non-aligned suitable assets and the bottom half for changes to non-aligned unsuitable assets.

11.4.4.2. The assets in the REPORTED program position of Section 2 are divided into ALC, O/S, and Z/I. The rest of the program positions are the same as WS, Section 1.

11.4.5. Once file maintenance in Section 1 and/or Section 2 is completed, type "X" at NOTEPAD and press <ENTER>. Document justification for file maintenance actions taken, including the quarterly cycle and year (i.e., Mar 09) to provide a complete audit trail. Then, press <ENTER> to obtain "Edit Successful," and update the data base by typing "Y" at UPDATE and pressing <ENTER>.

## **11.5. WSP Display Product.**

### **11.5.1. WSP Screens/Products.**

11.5.1.1. Purpose. The RMS WSP screens are designed for on-line viewing of WS data. While the data contained is the same as the file maintenance version WS, it is summarized and arrayed differently. While the file maintenance WS contains all 17 quarters, the WSP display selects the reported, current operating, buy, budget and the next five out-years (budget+1 through budget+5).

11.5.1.2. Frequency. The data in the WSP is available at all times. The data is updated each quarterly and update cycle. It is also updated as a result of file maintenance on the WS product as required.

### **11.5.2. The WSP display screens consist of six sections as follows:**

11.5.2.1. Section 1. This section shows requirement and aligned asset quantities by MDS and MAJCOM within an SGM for the Reported, Current Operating, Buy, Budget and Budget+ 1 through Budget+5 positions. There will be a separate screen for each different MDS/ MAJCOM combination.

11.5.2.2. Section 2. This section provides requirement and aligned asset quantities by MAJCOM within an SGM for the Reported, Current Operating, Buy, Budget and Budget+1 through Budget+5 positions. There will be separate screens for each different MAJCOM.

11.5.2.3. Section 3. This section shows requirement and aligned asset quantities by MDS within an SGM for the Reported, Current Operating, Buy, Budget and Budget+1 through Budget+ 5 positions. There will be separate screens for each different MDS.

11.5.2.4. Section 4. This section shows requirement and aligned asset quantities summarized by SGM for the Reported, Current Operating, Buy, Budget and Budget+1 through Budget+ 5 positions.

11.5.2.5. Sections 5. This section displays excess assets by SGM for the Reported, Current Operating, Buy, Budget and Budget+1 through Budget+5 positions.

11.5.2.6. Section 6, Part 1. This section shows the dollar summary of requirement and aligned asset quantities for the Reported, Current Operating, Buy and Budget positions. Part 2 will show the out-year dollar summary.

11.5.2.7. Section 6, Part 2. This section shows the dollar summary of requirement and aligned asset quantities for the Budget+1 through Budget+5 positions. **Note:** Typing “NEXT” at the command line and pressing <ENTER> will page to Part 2; Typing “PREV” at the command line and pressing <ENTER> will go back to Part 1.

11.5.3. The WS file maintenance screens consist of two sections as follows:

11.5.3.1. Section 1. This section shows requirement and aligned asset quantities by MDS and MAJCOM within an SGM for all 17 program positions. There will be a separate screen for each different MDS/ MAJCOM combination. **Figures 11.1** and **11.2** show a numbered copy of WS Section 1. **Tables 11.2** and **11.3** describe each number in sequence:

11.5.3.2. Section 2. This section displays non-aligned assets by SGM for the 17 program positions. **Figures 11.3** and **11.4** show a numbered copy of WS Section 2. **Tables 11.4** and **11.5** describe each number in sequence:

11.5.4. Product Selection Screen.

11.5.4.1. Access. WSP can be accessed after RMS system logon by typing “FOE DIS EQP WSP.” at the command line and pressing <ENTER>.

11.5.4.2. Product Selection Screen. If WSP is selected, the first screen encountered is WSP, Product Selection Screen, AD200C4J108ZP. This screen allows a selection of options to display weapon system data. Table 11.6. discusses each selection option.

**Table 11.6. WS Product Selection Screen Legend**

<b><u>Data Element</u></b>	<b><u>Criteria</u></b>
SGM or I&S	Entry must be a valid SGM or I&S NSN. If selected, all other selections (except Escalate, MDS, MAJCOM, ALT CYC, Section or Summary) are ignored.
ALC	If selected, the entry must be OC, OO, SC, SJ, or WR. At least one other selection must be made.
AFMC	If selected, entry must be an "X" and ALC must be blank. At least one other selection must be made.
DIV	If selected, then an ALC must also be selected.
IMS	If selected, then an ALC and DIV must be entered.
ESCALATE	If selected, the entry must be "X."
SECTION.	If left blank, all sections will be accessible. If sections 1 through 6 are selected, then only the section chosen can be viewed. If a section is indicated, then the summary must be blank.
MDS	If an MDS is indicated, Section 5 will not be accessible.
MAJCOM	If selected, the entry must be a valid MAJCOM code. If a MAJCOM is selected, then Section 5 will not be available.
BP, SMC or MPC	If any of these are selected, then at least one of the following must also be selected: ALC, DIV, IMS, MAJCOM, Buy Net Upper/Lower, BUD Net Upper/Lower or OUT NET Upper/Lower.
SUMMARY	If selected, the entry must be "X." Section must be left blank.
MIEC SGM	If selected, then at least one other selection must be made.
FSC SGM	If selected, then either "Section 6" or "Summary" must be selected. If selected, then FSG SGM must be blank.
FSG SGM	If selected, then either "Section 6" or "Summary" must be selected. If selected, then the FSC SGM must be blank.
MMAC SGM	If selected, then either "Section 6" or "Summary" must also be selected.
BUY NET	If a range is selected, then at least one of the following must be selected:
UPPER/LOWER \$	ALC, DIV, IMS, MAJCOM, BP, SMC or MPC.
RANGE	
BUD NET	If a range is selected, then at least one of the following must be selected:
UPPER/LOWER \$	ALC, DIV, IMS, MAJCOM, BP, SMC or MPC.
RANGE	
OUT YEAR	If selected, the entry must be 1 through 5 (out-years) and at least one of "Out Net Lower" or "Out Net Upper" must be entered.
OUT NET	If entered, then "Out Yr" and at least one of the following must be selected: ALC, DIV, IMS, MAJCOM, BP, SMC or MPC.
UPPER/LOWER \$	
RANGE	
ALT CYCLE	If left blank, the current cycle data will be viewed. If an alternate cycle's data is desired, type an "X" beside the proper cycle.

11.5.4.3. After choosing selection options, press <ENTER> and the defined product will be displayed.

## **11.6. WSP Output Products.**

11.6.1. The RMS system provides the capability of producing the WSP as a hardcopy report (AD200C4HCC8ZD). The report received will be identical to the display WSP product format.

11.6.2. The system Output Products Menu can be accessed by typing “FOE OP SJR EQP WSP.” and pressing <ENTER> after RMS logon.

11.6.3. Product Selection Screen.

11.6.3.1. The Output Products Product Selection Screen is identical to the one described in Display. See the selection options described [Table 11.6](#)

11.6.3.2. After defining the hardcopy product desired, press <ENTER>. A system generated job request number will appear at the lower corner of screen.

11.6.4. Invoking Hardcopy Output.

11.6.4.1. The RMS system currently utilizes the CA Dispatch system to actually direct the printing request to the proper ALC and to the desired printer.

11.6.4.2. Check local instructions for use of CA Dispatch.

## Chapter 12

### D039 EQUIPMENT REPAIR REQUIREMENTS DETERMINATION

**12.1. Purpose.** This chapter outlines the policies and procedures required for organic and/or contract D039/D200C Equipment item repair requirements determination. It identifies the key processes, roles, and responsibilities for each functional discipline of the Repair IPT: IMS, PMS, ES and LM from the receipt of the updated Equipment Requirements Computation through production of the Repair Budget Process. This chapter does not pertain to vehicles.

**12.2. Overview.** Per DOD 4140.1-R, para C2.6.3.1.5. (at <http://www.dtic.mil/whs/directives/corres/pdf/414001r.pdf>), it is AF policy that repair be the preferred source of supply for reparable items. Therefore, an IM will make sure all suitable reparable assets are scheduled for repair when the computation group has a net requirement at the buy or budget position, or has assets due-in from contracting. In such cases, the IMS must analyze the elements making up the requirement to determine the feasibility of amending the materiel repair schedule.

**12.3. Basis.** This directive is the basis for the development of the ERR Determination process. As with many processes, the ERR Determination process involves several progressive steps that require file maintenance actions to be performed within specified time frames. In this process, file maintenance is performed in the D039/D200C (RMS) during the September Comp cycle, (the initial, and if necessary the update) and on the ERR Worksheets in the ERR Database. The first and most crucial step in this process is for the IMS to perform comprehensive file maintenance actions within D200C during the Initial September Comp Cycle utilizing the file maintenance guidelines derived from this manual.

12.3.1. The September initial cycle usually opens in the first week of November and closes in the first week of December. The guidelines and the file maintenance schedule for the September Comp cycle will be provided by 405 SCMS/GULA to the ALC Equipment OPRs and RCO for distribution to the IMS community. **Note:** It is imperative that the Initial September Comp is thoroughly file maintained (scrubbed) to provide accurate data for the ERR Worksheets.

12.3.2. ERR Worksheets are not generated during the March Comp Cycle; however, the IMS will review the September ERR Equipment Repair Worksheets against the 31 March Comp for any significant changes in the WW Rqmts, In-Use Qty, In-Place Qty, warehouse (whse) Svc, or Reps Available. If significant changes are identified, the repair requirements will be re-computed, using the ERR database, and any revised repair requirements will be provided to the PMS immediately for inclusion into the Budget.

**12.4. ERR Database.** The second step in this repair requirements determination process is the file maintenance of the ERR Worksheets. This fully automated worksheet computes repair requirements for the IMS using information from the scrubbed D039/D200C Computation (September Comp Update Cycle) as well as the Contractor Asset Visibility Air Force (CAVAF) system, the Management of Items Subject to Repair Scheduling and Analysis System (G019C), and the Job Order Production Master System (G004L). These worksheets will be available to WR-ALC users on the Weekly Reports Server (at: \\Rghdc09110\fs02\Data\_Analysis) in the February timeframe. The file maintenance schedule for update of the ERR Worksheet will be

provided by the 405 SCMS/GULA to the ALC Equipment OPRs and RCOs for distribution to the IMS community. Unfortunately the “automated” database is only available at WR-ALC at the present time. The same worksheets in an Excel format are available to other centers on the 405 SCMS/GULA SE Repair SharePoint site: <https://org.eis.afmc.af.mil/sites/1047/405scms/Rqmts/default.aspx>. IMS will fill in necessary information and the sheet will calculate appropriate data for input into ABCS. ABCS will pass the necessary data to MP&E.

12.4.1. Contractor Asset Visibility Report (AFMC Form 197). Because all contractors do not file maintain into CAVAF, the IMS may lose visibility of some assets repaired and/or condemned at a contractor’s site. The PMS seller is responsible for providing contractor asset visibility information to the IMS. On or around 1 October each year, the 405 SCMS/GULA SE Repair OPR will send an E-mail to the Squadron PMOs to provide to PMS sellers a reminder to complete and forward the Contractor Asset Visibility Report (AFMC Form 197) to the IMS NLT 1 December of the current year in order for the IMS to file maintain the quantities not included in CAVAF into the repair computation. Sellers are required to attach documentation (i.e., listings/letters from contractor) to justify the quantities on the Contractor Asset Visibility Report (AFMC Form 197) as this requires a change to the computed repair requirement. **Note:** Supporting documentation must be attached.


12.4.2. Templates are available on the 405 SCMS/GULA SharePoint site at <https://org.eis.afmc.af.mil/sites/1047/405scms/Rqmts/default.aspx> under Support Equipment Repair.

**12.5. NSN baseline.** The NSN baseline for the worksheets are ERRC “S” NSNs with unserviceable assets aligned to a shortage in the September comp update cycle, as well as a weighted average of the past three years’ reparables generated (IMCD, section D). While the baseline NSNs present a firm foundation for repair requirements review, the IMS should will also consider any additional ERRC “S” items for possible inclusion in the repair budget. If the NSN is not in the ERR database, the IMS will contact the RCO who will then have the NSN added to the ERR database. The IMS will have the capability to generate worksheets for these additional NSNs as outlined in the ERR Worksheet User’s Guide that is available on the Weekly Reports Server (at \\Rghdc09110\fs02\Data\_Analysis\Tools). This guide will walk WR-ALC users through the mechanics of the worksheet in a block by block process. It also provides useful background information as well as points of contact and telephone numbers. **Note:** IMS must input computation information (WW Rqmts, In-Use, In-Place, Whse Svc, Reps Available, On Order Contract and 3 Year Rep Gen Average) for the newly listed NSNs as it will not overlay for manually added NSNs.


**12.6. Figure 12. 1.** is a numbered sample of the **ERR Worksheet** and Table 12.1. gives a block-by-block explanation of the information in the ERR worksheet, which is an aid for the IMS in “scrubbing” the worksheets. The ERR worksheet is designed especially for adjusting the repair requirements for D200C/D039 equipment items. This worksheet will be coupled with the IMS’s knowledge and prudent judgment.



Figure 12.1. Numbered Example of the ERR Worksheet



## Numbered Example



Equipment Repair Requirements Worksheet - 4 - 1

SGM: 6625013991757RH
NOUN: ANALYZER/NETWORK
ERRC: S
SDR: CN
ES: UZ
PMS Seller: ETL
PMS Buyer: EGC

PCN: AGJSP
Standard Price: \$339,572.00
EIDPSH:
Flow Days: 120

**12** IMS: EPC

**14** Actual NSN

6625012425216RH	No
6625012577106RH	No
6625012618107RH	No
6625012751243RH	No
6625012890854RH	No
6625013268976RH	No
6625013275468RH	No
6625013575055RH	No
6625013925724RH	No
6625013991757RH	No

**31** Add 48 Rec

**13** Worked

**15** A/W Rqmts: 400

**16** In Use Qty: 336

**17** In Place Qty: 0

**18** WHSE Svc: 1

**19** Reps Available: 4

**20** Organic OWO: 0

**21** Contract OWO: 8

**22** On-Order Contract: 0

**23** Total Repairs: 24

**24** Total Condemns: 0

**25** Shortage Qty: 55

**26** Overage Qty: 0

**27** Rep Gen-3YR Average: 6

**28** Init Sales Price/URC: \$50,000.00

**29** Budget YR Repair Cost: \$300,000.00

**30** Percent of Condemns: 0%

**33** Repairs by Quarter

Q4-07	Q3-07	Q2-07	Q1-07	Q4-06	Q3-06	Q2-06	Q1-06
1	1	1	1	5	5	5	5

**34** Past Repairs: User Override:

**35** Condemns by Quarter

Q4-07	Q3-07	Q2-07	Q1-07	Q4-06	Q3-06	Q2-06	Q1-06
0	0	0	0	0	0	0	0

**36** Past Condemns: User Override:

A +/-5 unit variance exists between Prior Year and projected quantities for FY09-11.

**37** Prior Year Projections

FY08	FY09	FY10	FY11	FY12	FY13	FY14
17	17	17	17	17	17	17

**38** Projections by FY

FY08	FY09	FY10	FY11	FY12	FY13	FY14	FY15
4	6	6	6	6	6	6	6

**39** Total Input Qty: User Override:

**40** Record last updated by:

Define Export Path for Worksheets

U:\My Documents\REPAIR\Sep 07\Database Copies\

**Comments**

9/4/2007 3:14:36 PM  
Corrected PMS Seller code

7/16/2007 5:41:01 PM  
Changed projected repairs for FY10 thru FY14 from 10 to 22. Per PMS. cmh

6/14/2007 1:25:04 PM  
Made changes to "Override" numbers per program manager and PMS. Reduced repair quantity due to increase in URC. cmh

6/1/2007 1:19:58 PM  
Changed repair qty to match prior year projection for FY08. Rolled excess of 1 ea to FY10. The repair cost has gone up greatly. PMS believes the projected repair qty will go way down. cmh

5/10/2007 3:49:12 PM  
Corrected URC to \$50,000.00 - per Program Manager.

4/18/2007 5:39:41 PM  
There is an open contract for the repair and production of this NSN which is the RFLTS set. Assets are stored at contractor's facility. BAE is contractor and is the depot for this asset. CmH.

7/1/00:35 PM- Repair Off  
7/12:59:29 PM- Repair PMS

Print Single Worksheet
WKSHT Data As of
Print all Worksheets



**Table 12.1. Block-By-Block Explanation of ERR Worksheet**

<u>Note</u>	<u>Field Name</u>	<u>Field Description</u>
1	MASTER NSN	SGM NSN
2	NOUN	Item Nomenclature
3	ERRC	ERRC designator - ND2 (ERRC Code “S”): Items are not expendable, but are repairable. Items can be condemned only at depot level.  - NF2 (ERRC Code “U”): Items are not expendable, but are repairable, and can be condemned at organizational level.
4	SOR	Source of Repair
5	ES	Equipment Specialist code
6	PMS	Production Management Specialist Seller (Contract)
7	PMS	Production Management Specialist Buyer (Organic)
8	PCN	Program Control Number
9	STANDARD PRICE	From D200C (Note: ERR data is overlaid to D200C quarterly)
10	EIDPSH	End Item Direct Product Standard Hours
11	FLOW DAYS	Shop Flow Days (to be provided by PMS/will be stated in contract)
12	IMS	Manager Designator Code (MDC) of the Item Management Specialist (Extracted from current D035)
13	WORKED	Yes or No selection. This is for IM information only. Once the IM completes review/changes to a master-NSN record, they will change the “Worked” indicator next to the NSN. By double-clicking the master-NSN record, the “Worked” indicator changes from Yes to No or from No to Yes -- just like a toggle switch. This will help IMs determine how many NSNs they still have left to complete. The 405 SCMS/GULA will also

<u>Note</u>	<u>Field Name</u>	<u>Field Description</u>
		use this to provide IMs and RCOs with weekly status reports to help track progress. Hopefully this will prevent IMs from waiting until the last possible moment to begin scrubbing comps.
14	NSN SELECTION/ Actual NSN	<p>The NSN Selection is the NSN baseline for the ERR worksheets that will be NSNs with unserviceable assets aligned to a shortage as of the asset cut-off date, 30 Sep, as well as NSNs with reparable generations in the past 12 months or with average of the number of reparable generations returned to the depot or contractor within the past three years greater than one. While the baseline NSNs present a firm foundation for repair requirements review, the IMS will also consider any additional ERRC "S" items for possible inclusion in the repair budget. The IMS will have the capability to add additional NSNs not in the prior year if necessary. This fully automated worksheet computes repair requirements for the IMS using information from the D200C/D039 Computation as well as the CAVAF and G004L. The IMS will review it for accuracy, make necessary corrections or adjustments.</p> <p>The Actual NSN. <b>Notes:</b> A NSN which has no I&amp;S relationship to any other NSN in the I&amp;S program is considered a "bachelor" NSN, and is treated as if it is both the SGM NSN and the I&amp;S master NSN. Procurement is not by actual NSN, but repair is done on the actual NSN.</p>
15	TOTAL WORLD WIDE RQMTS	Shown on the PRA in the Current Operating (CUR OP) position as of the asset cutoff date. Source of data is D200C. This block is used in determining the OVERAGE/ SHORTAGE position, blocks 25 and 26.
16	IN USE	Worldwide (WW) in-use assets as shown on the PRA in the CUR OP position as of the asset cutoff date. Source of data is D200C. This block is used in determining the OVERAGE/SHORTAGE position, blocks 25 and 26.
17	IN PLACE	WW in-place assets as shown on the PRA in the CUR OP position as of the asset cutoff date. Source of data

<u>Note</u>	<u>Field Name</u>	<u>Field Description</u>
		is D200C. This block is used in determining the OVERAGE/SHORTAGE position, blocks 25 and 26.
18	WAREHOUSE SVC	Warehouse serviceable assets as shown on the PRA in the CUR OP position as of the asset cutoff date. Source of data is D200C. This block is used in determining the OVERAGE/SHORTAGE position, blocks 25 and 26.
19	REPS AVAILABLE	Base and depot reparable assets on hand as of the computation cutoff date. Includes all reparables except condition codes "M" (OWO) and "H" (condemned). Source of data is D200C and D035. This information is pulled as of 30 Sep in order to be in sync with D200C data on the ERR Worksheet. It may not agree with what is currently in D035 if reparable assets have been shipped or received since 30 Sep. It is not in the best interest of the computation to change this quantity to what is currently reflected in D035 because other quantities on the worksheet are not current and it would erroneously alter the computation. If Reps Available quantity is changed to current information, all blocks extracted from D200C will be updated to current AFEMS information.
20	ORGANIC OWO	Organic On Work Order. Source of data is G004L. This block is used in determining the OVERAGE/SHORTAGE position, blocks 25 and 26.
21	CONTRACTOR OWO	Contractor On-Work Order. Source of data is CAVAF. This block is used in determining the OVERAGE/SHORTAGE position, blocks 25 and 26.
22	ON ORDER CONTRACT	On-Order Contract as of the asset cut-off date. IM must complete this block. Can use funded on order from D200C PRA, but use contract only. Enter the assets that were On-Order Contract as of the asset cut-off date. Do not include PR quantities or assets which have been terminated or where termination is planned. This block is used in determining the OVERAGE/SHORTAGE position, blocks 25 and 26. <b>Note:</b> These are assets due in from procurement – not repair.

<u>Note</u>	<u>Field Name</u>	<u>Field Description</u>
23	TOTAL REPAIRS	This block is a total of the 8 quarters of repair history from block 33 or 34.
24	TOTAL CONDEMNS	Total Condemnations. This block is a total of the eight quarters of repair history from block 35 or 36.
25	SHORTAGE	Generated by the spreadsheet. No input is necessary. This represents the WW asset shortage after in-use; in-place, whse svc, OWO and on-order contract assets are applied to the total WW requirements. If the total serviceable assets are less than the requirements, the difference is a shortage. It is derived as follows: block 15 less blocks 16, 17, 18, 20, 21 and 22.
26	OVERAGE	Generated by the spreadsheet. No input is necessary. This represents the WW asset overage after in-use; in-place, whse svc, OWO and on-order contract assets are applied to the total WW requirements. If the total serviceable assets are greater than the requirements, the difference is an overage. It is derived as follows: block 15 less blocks 16, 17, 18, 20, 21 and 22.
27	REP GENS	This block will represent an average of the number of reparable generations returned to the depot or contractor within the past three years (e.g., Sep 06 Comp would use FY06, FY05 and FY04). Used to project outyear repair forecast. Source of data D200C, IMCD, Section D. Must use current Sep Cycle for first two years and previous Sep cycle for third year. This does not include reparable generations that were returned to serviceable as a result of base level repair. Outyear forecast will be representative of repair needed in the future to satisfy projected outyear requirements. If the IMS/PMS has knowledge that past reparable generations are not indicative of the future needs, adjustments will be made accordingly. Complete documentation must be annotated in the comments block and maintained for audit purposes. <b>Note:</b> If 3-year weighted average is less than one but past 12 months is greater than one, a quantity of one will be selected.
28	URC/USP	Unit Repair Cost (also known as sales price). This value will be obtained from PMS via spreadsheet and

<u>Note</u>	<u>Field Name</u>	<u>Field Description</u>
		entered automatically into the ERR database. IMS will ensure this block is filled; if not, will obtain from PMS. It is imperative that it be input in order to calculate the Budget Year Repair Cost.
29	BUDGET YR REPAIR COST	This value is calculated from #28 times the Budget Year quantity in #38 or #39 (the higher value of the two). It is imperative that this field be calculated in order to derive a total budget year value. The budget year value is used to determine the signature level required on the computation. Computation must be signed IAW Signature Level requirements in Attachment 5.
30	PERCENT OF CONDEMNS	The condemnation percentage is computed by taking the past eight quarters' condemnations and dividing it by the (past eight quarters' condemnation + past eight quarters' repaired). Divide condemnations by the total. This gives the percentage of condemnations. Percentage of repairs will be figured accordingly. This percentage is used to prevent budgeting for the percentage of assets that are expected to be condemned each year.
31	ADD	This button is used to add NSNs to an IMS workload. The records in the form are in NSN sequence. Click the down arrow to display a list of available NSNs. Once you've selected a NSN, click on the "Add" button to apply that NSN to the main ERR Worksheet form. The NSN will be available under the corresponding IMS. Input the IMS code for which you want the NSN to be available. The NSN baseline for the worksheets will be NSNs with unserviceable assets aligned to a shortage in the Sep Comp as well as NSNs with reparable assets generated in the past 12 months (Sep to Sep) or an average of the past three years, greater than one. While the baseline NSNs present a firm foundation for repair requirements review, the IMS will also consider any additional ERRC "S" items for possible inclusion in the repair budget. The IMS has the capability to add a NSN not in the baseline if necessary. If the NSN cannot be added the IMS will contact their RCO, provide them with the NSN, and have the RCO pass the information to the program support personnel listed in the contacts section.

<u>Note</u>	<u>Field Name</u>	<u>Field Description</u>
32	NUMBER OF RECORDS	Number of ERR Worksheet NSNs per IMS code.
33	REPAIRS BY QUARTER	This is the block-by-block repair history by quarter for the past eight quarters. Source is G004 (organic) and CAVAF (contractor) repair. This data is used by the spreadsheet to compute the condemnation percent. IMS and PMS will ensure accuracy. "G" system may not include all repairs.
34	REPAIR BY QUARTER - USER OVERRIDE	Block-by-block repair history - user override. If IM/PMS is aware that this information is not indicative of the past eight quarters, adjustments will be made accordingly in the user override blocks. Complete documentation must be annotated in the comments block and maintained for audit purposes.
35	CONDEMNATIONS BY QUARTER	This is the block-by-block condemnation history by quarter for the past eight quarters. Source is G004 (organic) and CAVAF (contractor) repair. This data is used by the spreadsheet to compute the condemnation percent. IMS and PMS will ensure accuracy. "G" system may not include all condemnations.
36	CONDEMNATIONS BY QUARTER - USER OVERRIDE	Block-by-block condemnation history-user override. If IM/PMS is aware that this information is not indicative of the past eight quarters, adjustments will be made accordingly in the user override blocks. Complete documentation must be annotated in the comments block and maintained for audit purposes.
37	PRIOR YEAR PROJECTIONS	Final projections from prior year ERR database. This field is to be used by the PMS and IMS to show what the final projections were from the prior year without needing to pull all the prior year ERR Worksheets. This field is used in conjunction with the current year projections (block 38 or 39) to determine if a flag is required when data exceeds certain parameters (+/- qty of five variance in budget years). A red variance flag

<u>Note</u>	<u>Field Name</u>	<u>Field Description</u>
		will show above this block if the variance is met. (The LM will determine if the Repair IPT needs to convene to review the NSNs with the repair variance. In some instances, the LM may have the information that explains the variance; consequently, an official meeting is not be necessary. If the Repair IPT is convened and it validates and/or documents any changes to the repair information, then every team member must sign the Equipment Repair Worksheet.)
38	REPAIR PROJECTIONS BY FY	Current Year computed final repair requirements, unless User Override (block 39) is filled in. These input quantities will no longer be used for passing data to ABCS, but will be used in calculations for flat files that will be passed to the Maintenance Planning and Execution System (MP&E). A cut-off date will be established by the 405 SCMS/GULA. After this date, all updates to the ERR Worksheets will be closed out, but IMS will still be able to view the worksheet and utilize it for any calculations needed during the March Comp Cycle.
39	REPAIR PROJECTIONS BY FY - USER OVERRIDE	Current Year computed final repair requirements - user override. IMS knowledge is an important facet in the computation of requirements. Therefore, IMS knowledge and prudent judgment must be used. Any changes to quantities computed by the spreadsheet (block 38) must be documented in the "Remarks" block of the spreadsheet and back-up documentation retained for audit trail. Adjustments made based on knowledge by any team member must be coordinated with the IMS and documented as to the reason for the adjustment. All changes will be documented and signed onto the Equipment Repair Worksheet. A copy will be provided to the IMS for audit purposes. Written justification must be provided for all deviations from the computed requirement.
40	COMMENTS	Enter backup documentation as necessary to support data contained on the ERR Worksheet. The "Comments" block works similarly to Windows Notepad, only the functionality is greatly simplified. To add a new comment or change an existing one, click inside the "Comments" block to open it for editing. As



<u>Note</u>	<u>Field Name</u>	<u>Field Description</u>
		soon as the block is clicked, the current date and time is posted (this helps keep a historical list of events pertaining to the current NSN). To close the “Comments” block, click done or cancel if you choose not to save entered information. The “Comments” block will overlay comments from prior cycles, but IMs will keep in mind that the field size is not unlimited and IM will delete older data. One cycle of data will be sufficient as we can always pull older files if necessary. Cut and paste capabilities are available so it will be simple to keep data in an orderly fashion. Ensure that all USER OVERRIDES are fully explained in the comments block.
41	PRINT SINGLE WORKSHEET	Click to print the single ERR Worksheet Icon (left side of worksheet).
42	PRINT ALL WORKSHEETS	Click to print all ERR Worksheets Icon for current IMS (left side of worksheet).
43	LAST UPDATED BY	The ERR Worksheet keeps track of who makes the latest updates to a NSN record. Whenever a change is made to the record, the username of the individual making the change is displayed on the bottom left of the ERR Worksheet. This can also be used as an indicator of whether or not you have opened the current record. If a name appears, then the record has been accessed. If no name is present, the worksheet has not been accessed.
44	WKSHT Data As of	Creates a copy of all ERR data as of the time it is selected. Select where you want to save ERR as of data worksheet.
45	Save As Button	Press this button to “Save As” an excel spreadsheet
46	ERR AS of Data location	Shows the ERR as of data location. Folder where you want to save ERR as of data worksheet.
47	APPROVAL SIGNATURES	This block does not show in the ERR database, but will be included on the printed product. Required signatures are IAW Attachment 5.

<u>Note</u>	<u>Field Name</u>	<u>Field Description</u>
48	+/-5 UNIT VARIANCE IN BUDGET YEAR	Red banner above the Prior Year Projection block informing of a variance between current and prior year. If there is a +/- 5 quantity variance in between the prior year versus the current year repair projections in the budget years (2nd, 3rd and 4th FYs), the IMS will notify the Logistics Manager to act as the Team Lead of the Repair IPT that will need to convene to review these NSNs with variances. The ERR worksheet displays a red banner above the Prior Year Projection block informing you of the variance. In some cases, the IM and/or PMS may be aware of what caused the variance and the team will not need to meet. The reason will be annotated in the comments block.

**12.7. PMS Spreadsheet.** The PMS will be provided a spreadsheet from the ERR database. The PMS buyer is responsible for reviewing and correcting PMS buyer and seller codes, URC (titled Sales Price on the ERR Worksheet), SOR, PCN, and shop flow days information on the spreadsheet. A spreadsheet will be provided to the PMS community upon completion of the ERR data load. Information from the prior year will be used as a baseline. The PMS will review the provided information for accuracy as well as providing the missing information as noted above. The URC is used to derive the Budget Year Value at the highest computed position (before or after file maintenance) and is used to determine the signature level required on the Equipment Repair Worksheet. In many cases, the PMS will not have the updated price at this time. Therefore, the prior year URC will be used to determine the signature level. The PMS will have an opportunity to review again prior to submission to the budget later in the year. The PMS will have 10 working days to confirm or complete the spreadsheet information. The data provided by the PMS will then be automatically passed to the ERR database.

**12.8. IMS Review.** The IMS must review all Equipment Repair Worksheets for accuracy, and make necessary corrections or adjustments as needed. The IMS ensures the requirement quantities are correct and adjusts the requirement based on changing scenarios and conditions not addressed by the D039 (D200C) computation. The IMS must incorporate any changes from the Contractor Asset Visibility Reports (AFMC Forms #) that were received from the PMS Seller. This form provides contractor asset information as of 30 September and will be provided by the PMS seller to the applicable IMS NLT 1 December and condemnations by quarter section of the ERR Worksheet (#s 33 and 35 on the Block-by-Block instructions, reference [Table 12.1](#)). IMs will ensure adequate documentation (i.e., listings/letters from contractor) is attached to justify the quantities on the Contractor Asset Visibility Report (AFMC Form 197) as this requires a change to the computed repair requirement.

12.8.1. The IMS notifies the LM (via E- mail) of the need to review completed Equipment Repair Worksheets. It is not necessary to send an E-mail for every requirement. One E-mail with a list of all the IMS' NSNs will suffice. If the IMS has not received a response from the

LM within 10 working days of the original E-mail, concurrence will be assumed and the IMS will continue with preparations.

12.8.2. The IMS also notifies the LM, via E-mail, of the need to review completed ERR Worksheets computing a repair variance of +/- 5 (qty) between the budget year requirements from the prior year versus the budget year requirements of the current year repair projections. The IMS will notify the LM to act as the Team Lead of the Repair IPT that will need to convene to review these NSNs with variances. The variance is based upon prior year repair quantity versus current repair requirements. A red banner will appear in the "Repair" block of the ERR Worksheet if this variance occurs (see [Table 12.1](#)). Formal IPTs with minutes are required for all repair requirements where the computed requirements have been altered (greater or less) from the original computed quantity if the extended dollar value of the repair in any year exceeds \$1M. Formal IPTs with minutes are also required for all DoD-wide programs (i.e., pallets and nets) and for all repair programs where the extended dollar value of the repair in any year exceeds \$5M (even if the computed repair has not been altered).

**12.9. Logistics Manager Access.** The LM will access the ERR system at the Weekly Reports Server; copy and save .ADE file to their desktop; check the appropriate requirements; and approve and/or make necessary corrections to the ERR Worksheet (if needed). If the LM suggests any changes to the computed repair requirement, justification must be provided and documented on the ERR Worksheet. Each ERR Worksheet must be signed at the appropriate level as shown in [Attachment 5](#). Applicable dollar value will appear in Budget Year Repair Cost block of the ERR Worksheet.

**12.10. Repair IPT.** The LM will determine if the Repair IPT needs to convene to review the NSNs with the repair variance of +/- 5 (qty). In some instances, the LM may have the information that explains the variance and an official meeting will not be necessary. If the Repair IPT is convened and it validates and/or documents any changes to the repair information, minutes must be attached to the ERR Worksheet and every team member must sign the ERR Worksheet. Formal IPTs with minutes are required for all repair requirements where the computed requirements have been altered (greater or less) from the original computed quantity if the extended dollar value of the repair in any year exceeds \$1M. Formal IPTs with minutes are also required for all DoD-wide programs (i.e., pallets and nets) and for all repair programs where the extended dollar value of the repair in any year exceeds \$5M (even if the computed repair has not been altered). These minutes must also be attached to the ERR worksheet and documented in the remarks block.

**12.11. IMS.** The IMS must ensure:

12.11.1. All quantities on the ERR Worksheet are accurate;

12.11.2. All required documentation is attached (see previous paragraphs);

12.11.3. All levels of review are complete and ERR Worksheets signed IAW **Atch 5**.

12.11.4. All signed ERR Worksheets are provided to the PMS by the cut-off date (will be provided by the 405 SCMS/GULA - usually 1 April). See **Atch 5** for signature levels.

**Note:** When possible, IMS will provide ERR Worksheets to the PMS buyer on an "as-completed" basis so the PMS can begin gathering information as soon as possible.

**12.12. PMS Review.** The PMS will review the repair quantities per line item, and make adjustments as necessary based on known or anticipated management production problems that will inhibit or prohibit induction/production of the planned workload. Adjustments made based on this knowledge must be coordinated with the IMS and documented as to the reason for the adjustment. All changes will be documented and signed onto the ERR Worksheet (documentation must be attached). Written justification must be provided for all deviations from the computed requirement. Formal IPTs with minutes are required for all repair requirements where the computed requirements have been altered from the original computed quantity if the extended dollar value of the repair in any year exceeds \$1M). These actions, taken together, ensure that the ALC computes an adequate, valid requirement to present to higher headquarters for future funds. The PMS will understand that final repair requirement on the ERR Worksheet is what will be submitted to the budget.

**12.13. PMS Changes.** If changes are made by the PMS, ERR Worksheets will be returned to the IMS for further review by all levels required (reference **Atch 5**). The IMS will provide all final signed copies of the ERR Worksheets to the PMS buyer as quickly as possible to ensure timely submission to the budget. IMS will need to provide justification for changes between current year computed repair requirement and previous year if necessary. Both the PMS and the IMS will retain signed, final copies (with documentation) of the ERR Worksheet for two years for audit purposes.

**12.14. ABCS Repair Requirements File Maintenance.** ABCS is no longer utilized by WR-ALC in the D039/D200C repair budget process due to the fact that inadequate equipment repair data from ABCS was being pulled into the MP&E which is used for Core, Posture Planning and Base Realignment and Closure (BRAC) decisions. The IMS will ensure that the PMS receives a printed copy of each ERR Worksheet; this will be the PMS's breakout of the repair requirement since they will no longer receive a B21 from ABCS. However, the IMS and PMS buyers and sellers must work together to refine the D039/D200C equipment repair requirements. Even though file maintenance is no longer required in ABCS, the PMS is still responsible for the assignment of the PCN, SOR, shop flow days, the unit repair cost (sales price), the quantities of past production, and the quantities that have been previously funded but not delivered.

**12.15. ALC OPR.** The ALC OPR will provide a spreadsheet to PMOs and RCOs after close of the ERR database requesting review and possibly additional information to include, but not limited to, correction of PMS codes (if necessary), PCN, SOR, and shop flow days. Missing information will be provided to the IMS for input into the ERR Database. Suspense will be provided by the 405 SCMS/GULA. The PMS will use this information, provided by an Excel spreadsheet, to review PCN totals for accuracy.

**12.16. PMS Projection.** PMS rolls NSN requirements to the PCN level to project MAJCOM requirements for the budget.

12.16.1. The PMS ensures accuracy of PCN and USP (or URC) inputs into the DPEM database.

12.16.2. The PMS prints the PCN requirements report from the DPEM database and retains for two years.

12.16.3. **The LM (or IMS) manually develops each MAJCOM repair requirement under the PCN.** Factors considered typically include:

- 12.16.3.1. Past requirements;
- 12.16.3.2. Outstanding backorders;
- 12.16.3.3. Planned deliveries from both procurement and repair;
- 12.16.3.4. Reparables available and/or expected to generate;
- 12.16.3.5. SOR capacity to repair the required items;
- 12.16.3.6. Negotiations with field level users and/or MAJCOM representatives; and
- 12.16.3.7. MAJCOM in-use assets as a percentage of totals in use assets derived from the Table of Allowance allocations.

**Note:** The PMS buyer and seller need to be involved in this development.

**12.17. LM (or IMS) Rounding.** If required, the LM (or IMS) rounds up the dollar value of requirement to equal a “full unit” of repair and passes the PCN requirement (for each MAJCOM) to the PMS.

**12.18. 405 SCMS/GULA and DPEM Office Review.** The 405 SCMS/GULA and DPEM Office will review budget submission data against the ERR database to ensure consistency. The IMS and PMS (jointly) are responsible for providing corrected data for conflicting submissions in a timely manner.

**12.19. DPEM Office Notification.** The DPEM office notifies the repair OPR of the file maintenance dates for the DPEM database, which is the application that produces the budget submission. In turn, the repair OPR notifies the IMS and PMS buyers.

**12.20. PMS Buyer DPEM File Maintenance.** The PMS Buyer file maintains validated repair requirements into the DPEM database.

12.20.1. For reimbursable items, the PMS file maintains using the PCN Requirements Report from ERR.

12.20.2. Direct cite items. The PMS file maintains valid repair requirements as provided by Repair IPT.

12.20.3. The PMS file maintains the description and variance narratives obtained from the Repair IPT.

**12.21. Repair OPR Consolidation.** The repair OPR will consolidate completed DPEM databases & notify DPEM office.

**12.22. DPEM Office.** The DPEM office will:

12.22.1. Review the DPEM database and notify repair OPRs for necessary adjustments.

12.22.2. Produce the Budget Pre-Review Brochure.

12.22.3. Host the Budget Review.

12.22.3.1. MAJCOMs and Product Groups review requirements.

12.22.3.2. Changes required as a result of the review are input to the DPEM database for final submission by the repair OPR. The repair OPR will direct changes to be documented on the signed ERR Worksheet by the appropriate Repair IPT personnel.

## 12.22.4. Produce the Budget Post-Review Brochure.

**Note:** The spares community uses EXPRESS to determine repair prioritization of reparable assets on a daily basis. The AF equipment community does not have a product that identifies unserviceable equipment assets (not currently inducted for repair) to valid requirements. The D039/D200C computation applies unserviceable assets to valid requirements and failure to repair (or delays in repair) means that the valid requirement goes unfilled. An automated program has been developed that identifies unserviceable equipment assets with a valid requirement (i.e., a current requisition). The program prioritizes the Repair Backlog Listing of unserviceable assets with the requisitions. The program uses the same basic logic as the buy prioritization (i.e., FAD and use codes). If these equipment assets have already been inducted into repair, then the list offers the opportunity to correct erroneous repair induction data. The 405 SCMS/GULA will run the Repair Backlog Listing monthly (more often during the FY, if necessary) and make it available to the IMS on the Centrally Managed Support Equipment Requirements Policies and Procedures CoP (at

<https://afkm.wpafb.af.mil/ASPs/docman/DOCMain.asp?Tab=0&FolderID=OO-RQ-MC-16-1&Filter=OO-RQ-MC-16>) under “Repair Execution & Disposal Listing.”

## Chapter 13

### CODES AND FACTORS

**13.1. Action Code Equipment (ACT).** Code indicates type of manual action by IMS (vehicle and non-vehicle).

**Table 13.1. ACT**

<u>Code</u>	<u>Meaning</u>
A	Added Data
C	Changed Data
D	Deleted Data
M	Matched to Organization Program File (OPF)
U	Unmatched to Organization Program File (OPF)
W	Data Added After Update Computation Cycle (Applies to Additives)
X	I & S Restructure
Y	Data Changed After Update Computation Cycle (Applies to Additives)
Z	Data Deleted After Update Computation Cycle (Applies to Additives)

**13.2. Air Logistics Center (ALC) Codes.** ALC codes are used in all of the EIP products to identify the managing ALC. Generally, the ALC will be reflected in the top left of the heading information under the SGM NSN.

**Table 13.2. ALC Codes**

<u>ALC</u>	<u>AF MGR ALC CD</u>	<u>Name</u>
OC	H	Oklahoma City ALC – Tinker AFB, OK
OO	G	Ogden ALC – Hill AFB, UT
SA	P	San Antonio ALC ( <i>Some NSNs still in D039/D200C</i> )
SC	S	AFNWC - Kirkland AFB, NM
SJ	D	Hanscom Cyber Netcentric Cryptologic Systems Division (ESC/HNC)
WP	N	HQ AFMC – Wright-Patterson AFB, OH
WR	L	Warner Robins ALC

**13.3. Allocation Priority (AP).** The AP code is an RAR code used to show the relative need for assets to support requirements. It is also known as the FAD.



**Table 13.3. AP**

<u>Code</u>	<u>Meaning</u>
1	United States (US) Forces in Combat and Other Forces or Activities (including those receiving military assistance) Designated by the Joint Chiefs of Staff (JCS). This designation isn't normally used in peacetime except as follows: (1) top national priority programs approved by the President, (2) declared national emergencies, and (3) projects specifically designated by DoD.
2	US Combat, Combat-Ready, and Direct Combat Support Forces Deployed Outside Continental United States (CONUS) or Maintained in a State of Combat Readiness for Immediate (Within 24 Hours) Employment/Deployment.
3	US Combat Ready and Direct Combat Support Forces Outside CONUS or those CONUS Forces Maintained in a State of Readiness for Deployment to Combat Within 30 Days.
4	US Forces Being Maintained in a State of Combat Readiness for Deployment to Combat Within 90 Days But More Than 30 Days.
5	All Other Forces/Activities.

**13.4. Area Code (AR).** The AR code is an RAR code used to identify the geographical location (AREA) of the reporting activity.

**Table 13.4. AR**

<u>Code</u>	<u>Meaning</u>
1	Reporting activity is located in North, Central or South America.
2	Reporting activity is located in Europe (except Germany).
3	Reporting activity is located in Germany.
4	Reporting activity is located in the Asian theater of operations.

**13.5. Cycle Code (CYC CD).** The CYC CD indicates the "as of" date of the equipment computation.

**Table 13.5. Cycle Code**

<u>Cycle Code</u>	<u>As Of Date</u>	<u>Type Cycle</u>	<u>Alias</u>
01	31 Dec	Quarterly	January Quarterly
04	31 Mar	Semi-Annual	April Quarterly
04U	31 Mar	Semi-Annual Update	March Update
07	30 Jun	Quarterly	July Quarterly
10	30 Sep	Semi-Annual	October Quarterly
10U	30 Sep	Semi-Annual Update	September Update

**13.6. Equipment Essentiality Code (EEC).** The EEC is the second position of the Mission Item Essentiality Code (MIEC) used in the IMCD report. The code applies to aircraft and missile components, communication electronic equipment, and support equipment.

**Table 13.6. EEC**

<u>Code</u>	<u>Meaning</u>
A	Not mission capable; lack of equipment prevents the system from doing any wartime or peacetime mission.
B	Not wartime mission capable; lack of equipment impairs the performance of wartime and assigned missions.
C	Not fully mission capable; lack of equipment impairs the performance of wartime and assigned missions, but the system can perform at least one assigned mission.
D	Not peacetime or training capable; lack of equipment prevents the system from performing its peacetime/training missions.

**13.7. Error Code I O for RAR Report.** This error code consists of the EAID ERR CD-I and EAID ERR CD-O reported by AFEMS on the Input Authorization And Asset Master. The codes that will appear are:

**Table 13.7. Error Code I O**

<u>Code</u>	<u>Meaning</u>
*	ASC/WRM composition code blank.
#	ASC inconsistent.
1	ASC canceled.
2	NSN not authorized in ASC.
5	NSN has been deleted from ASC.
6	ASC has been consolidated with other(s).
7	ASC has been replaced by another ASC.
8	CEMPAC unknown.

**13.8. Function Code (FUNC).** The FUNC code is used on the RAR report to indicate what type of action is being initiated for the line of data.

**Table 13.8. FUNC.**

<u>Code</u>	<u>Meaning</u>
A	Generated by the system in lines that have no data. Used by the IMS if an add transaction is appropriate.
B	This code will be used when there are no blank lines on the screen and IMS desires to add a line of data.
C	When data on an existing line is to be changed, C will be typed over the existing V code.
D	When an existing line of data has been determined to be invalid, it can be deleted by typing D over the existing V code. If a D is mechanically assigned to a line of data, it is a signal to the IMS that the record reported by the AFEMS was not used in computing.
E	When it is necessary to “refresh” or restore a line of data to the original status, an E is typed over the function code currently showing for that line.
R	This code will be used to replicate or duplicate an existing line of data. Can be used in lieu of B.
V	View

**13.9. Item Disposal Deferred Code (DSP DEF).** Used in IMCD report to indicate that the normal disposal action of excess wholesale assets is to be deferred.

**Table 13.9. DSP DEF**

<b>Code</b>	<b>Meaning</b>
B	This code applies to both wholesale and retail reported assets, and is assigned at HQ AFMC to prevent automatic disposal of critical weapon systems component assets. This code cannot be changed to “R” or “N” by the IMS during file maintenance action.
C	This code applies to wholesale assets that have common application, and is assigned at HQ AFMC to prevent automatic disposal of critical weapon system component assets. This code cannot be changed to “R” or “N” by the IMS during file maintenance action.
N	This code is used when there is no requirement to retain assets. During file maintenance, the IMS enters an “N” to remove other DDCs when they are no longer necessary.
P	This code applies to wholesale assets that are peculiar to a specific application, and is assigned at HQ AFMC to prevent automatic disposal of critical weapon system component assets. This code cannot be changed to “R” or “N” by the IMS during file maintenance action.
R	Disposal Deferred Code (DDC) “R” use is limited to SAF/AQ approved weapon systems. Request for assignment of the “R” DDC will be prepared by the SM to the ALC/Wing or AFGLSC/Group. Once ALC/Wing or AFGLSC/Group approval is received the request will be sent to HQ AFMC/A4RM, and SAF/AQ in-turn.
Blank	This field is blank. No retention of excess is required.

**13.10. Multiple Component Indicator Code (MI).** Used in RAR report to indicate when a multiple component record had been adjusted or machine generated.

**Table 13.10. MI**

<b><u>Code</u></b>	<b><u>Meaning</u></b>
Y	Originally authorized quantity. Used for PACs I, D, or A.
N	Authorized quantity was not originally reported but has been mechanically generated, or the reported NSN is unmatched to the NSN cross reference. Used for PACs B or R.

**13.11. OPTIMUM IND (Optimum Indicator Code).** Found in RAR report and is input on the CSAG-M requirements file. The codes are as follows:

**Table 13.11. OPTIMUM IND**

<b><u>Code</u></b>	<b><u>Meaning</u></b>
P	Preferred item (no substitutions).
S	Standard accessory package.
N	Non-standard accessory package.
PS	Preferred item (no substitutions) and standard accessory package.
PN	Preferred item (no substitutions) and non-standard accessory package

**13.12. Organizational Essentiality Code (OEC).** The third position of the Mission Item Essentiality Code (MIEC) on the IMCD report. It is derived from the priority of the organization which is represented in the allocation priority.

**Table 13.12. OEC**

<u>Code</u>	<u>Meaning</u>
E	Critical for operation.
F	Impairs operation.
G	Not critical for operation.
M	Used only with SEC 7 and SUBSEC M to denote FMS.

**13.13. Procurement Agency Code (PRO AGY).** Used on IMCD report to denote the agency having procurement cognizance/responsibility.

**Table 13.13. PRO AGY**

<u>Code</u>	<u>Meaning</u>
AC	United States Army – Chemical
AF	United States Air Force
AR	United States Army other than chemical
GS	General Services Agency
MC	United States Marine Corps
NA	United States Navy
12	United States Army Mobility Equipment Center, St. Louis, Mo.
9C	Defense Construction Supply Center (DCSC)
9G	Defense General Supply Center (DGSC)
9I	Defense Industrial Supply Center (DISC)

**13.14. Program Action Code (PAC).** Used in AFEMS/OMOI (Organization Information) screen and indicates organization action through a given period.

**Table 13.14. PAC**

<u>Code</u>	<u>Meaning</u>
A	Activation
B	In-Being
D	Decrease in end item identity or change in mission (where the mission need does not directly relate to a weapon system but the mission requirements have reduced).
F	Receipt of first aircraft or missile to an activation.
I	Increase in end item identity or change in mission (where the mission need does not directly relate to a weapon system but the mission requirements have increased).
M	Move
R	Redesignation/Reorganization
T	Transfer (another command and /or theater)
Y	Inactivation/Phase Out/Deactivation

**13.15. Record Flag Code (RF).** Used on RAR report to call attention to significant or peculiar conditions applicable to authorization and asset data.

**Table 13.15. RF**

<u>Code</u>	<u>Meaning</u>
#	Indicates a change in organizational number.
<	Indicator used in Section 1 and 3 to flag situations wherein the NSN of the in-use

<u>Code</u>	<u>Meaning</u>
	quantity is unmatched to the NSNs in Section B, IMCD. The in-use quantity has been reduced to equal the authorized quantity.
&	Consolidated authorized quantities in section 1 when control fields match (NSN, organization, major command, EMO, and allowance identification).
*	Indicates a reduction record which did not match an existing AFEMS record.
%	Authorized NSN is unmatched to Recoverable Asset Management Process System (RAMPS) control file, but the in-use NSN is matched. Authorized quantity reduced to equal the in-use quantity when then in-use is less than the authorized quantity. Used in RAR sections 1 and 3.
\$	Shows multiple components as reported. Line printed as information only.
/	Used in sections 1 and 3 to show that NSN of in use is unmatched to Section B, IMCD. In-use quantity has been reduced to equal authorized quantity.
A	Organization to be activated at some future date.
D	Reduction record to decrease the authorized quantity of immediately preceding authorization record. If * is printed above D, the reduction did not take.
I	Augmentation record to increase the authorized quantity of immediately preceding authorization record.
X	Duplication PAC B (in being organization). Possible duplication of requirements.

**13.16. Repair Criteria Code (CRI/CD).** A file maintainable code used on the IMCD report to indicate which repair rate will be used in computing repair quantities.

**Table 13.16. CRI/CD**

<u>Code</u>	<u>Meaning</u>
C	The system will compute the repair factor using past history of reparable generations and in-use assets history.
I	The system will compute the repair requirements using the repair factor entered by the IMS.

**13.17. Repair Selection Code (SEL).** A file maintainable code used on the IMCD report to indicate whether repair requirement quantities will be computed.

**Table 13.17. SEL**

<u>Code</u>	<u>Meaning</u>
A	Do not compute repair requirements regardless of ERRC code.
B	Compute repair requirements regardless of ERRC code

**13.18. Replacement Criteria Code (RPL CRI).** Used on IMCD reports to indicate the technique to be used in computing replacement requirements.

**Table 13.18. RPL CRI**

<u>Code</u>	<u>Meaning</u>
A	Replacement requirements are computed using the IMS file maintained replacement factor in IMCD Section A. The IMCD Section A replacement factor will not be changed mechanically, regardless of the condemnation data which is available in IMCD Section D. <b>Note:</b> This replacement factor will be determined in an IMS/ES

<b><u>Code</u></b>	<b><u>Meaning</u></b>
	coordinated effort, and will be periodically reviewed to ensure factor is still appropriate. This code requires documentation which explains how the factor is determined.
B	Replacement requirements are to be computed by the PULE method using IMCD Section E data. ( <i>Note:</i> The replacement factor is zero in IMCD Section A, however, SGM NSN PULE replacement factors are provided on IMCD Section A Continued and Section E.
C	Replacement requirements are to be computed using the mechanically determined replacement factor in IMCD Section A. The mechanical factor is computed using the condemnation and in-use data from IMCD Section D. Codes "D" and "G", file maintained by IMS, will mechanically convert to "C" when adequate data is available. Further, "C" will revert to "H" if insufficient data is available.
D	Replacement factor is to be computed by the PULE technique until sufficient in-use and condemnation data are available. When PULE logic is used, the replacement factor is equal to zero on IMCD Section A; computed PULE replacement factors are provided in IMCD Section A Continued and Section E. However, if PULE data is not available and if insufficient in-use history and condemnation data are available, the replacement criteria code will revert to "H." The replacement criteria code will change to "C" when sufficient data is available.
E	ORTEM procedures are used. The replacement factor is not mechanically computed and will be equal to zero on IMCD Section A. Replacement quantities are input as additive requirements.
F	Replacement requirements are developed in accordance with technical order compliance guidance. The replacement factor is equal to zero on IMCD Section A. Replacement quantities are input as additive requirements.
G	Replacement factor will be manually file maintained until sufficient in-use and condemnation data are available. When sufficient data is available, the replacement criteria code will automatically be changed to "C."
H	System Default. Mechanically entered when a new item is introduced (less than four quarters of history) or inadequate condemnation and in-use data are available. The replacement criteria code will change to "C" when sufficient data is available.
Blank	For REMS vehicles, replacement is determined by use of the vehicle replacement code/age, not by the replacement factor; therefore, the replacement factor for registered vehicular items is zero.

**13.19. System Essentiality Code (SEC).** The SEC is the first position of the Mission Item Essentiality Code (MIEC) on the IMCD report and is computed using MDS. It is also known as the application essentiality code

**Table 13.19. SEC**

<b><u>Code</u></b>	<b><u>Meaning</u></b>
1	Highly critical system (FAD I).
2	Strategic systems.
3	Forward deployed tactical systems.
4	Continental United States systems in place by D+1.
5	Reserve systems in place by D+30.

<u>Code</u>	<u>Meaning</u>
6	Systems in place by D+30.
7	FMS peculiar applications (SEC equal to 7 is not applicable to ALC-managed equipment items.)

**13.20. Termination Code (TERMINATION CD).** Used on IMCD report to indicate the reason for taking termination/reduction or non-termination action of funded/on-order assets.

**Table 13.20. TERMINATION CD**

<u>Code</u>	<u>Meaning</u>
A	Items on contract will be terminated
B	Termination action was taken in a prior review. Date of termination action must be provided.
C	Item on contract was delivered after the asset cutoff date. Date of delivery must be provided.
D	Items were diverted to other uses after the asset cutoff date
E	Item does not require reduction or termination after erroneous data has been corrected
F	Item is ineligible for reduction or termination action due to higher headquarters' direction. Office symbol and point of contact in headquarters must be provided.
G	Item will not be reduced or terminated for reasons other than provided for in other codes. An explanation and justification must be provided for this decision as required by local ALC policy/procedures.
I	The computation is correct, but the item will not be reduced or terminated because more than the actual computed buy was procured to obtain a price break; i.e., quantity discount, life of type buy, minimum buy, etc.
M	Purchase request was canceled in a prior review. Date of cancellation must be provided.
P	Item on purchase request will be canceled
Q	Reduction action on the purchase request was taken in a prior review. Date and amount of reduction action must be provided.
R	Item on purchase request will be reduced. Amount of reduction must be provided.
T	Reduction action on the contract was taken in a prior review. Date and amount of reduction must be provided. Requirements personnel must provide date, quantity and total dollar amount of reduction to appropriate organizational office. The organizational office will forward this information to the HQ AFMC focal point for equipment item termination reporting.
Y	Item on contract will be partially terminated. Amount of reduction must be provided.
Z	Contractor bankruptcy or other litigation prevents termination of contract.

KATHLEEN D. CLOSE, Major General, USAF  
Director of Logistics and Sustainment

**Attachment 1****GLOSSARY OF REFERENCES AND SUPPORTIVE INFORMATION*****References***

AFI 20-110, *Nuclear Weapons-Related Materiel Management*, 20 August 2009

AFI 21-201, *Conventional Munitions Maintenance Management*, 13 November 2009

AFI 21-203, *Nuclear Accountability Procedures*, 23 November 2009

AFI 65-601, V1, *Budget Guidance and Procedures*, 3 March 2005

AFMAN 23-110, *USAF Supply Manual*, 1 April 2009

AFMCI 23-101, *Air Force Provisioning Instruction*, 30 April 1999

AFPD 23-1, *Materiel Management Policy and Procedures*, 10 March 2006

DFAS-DE 7010.1-R, *General Accounting and Finance Systems at Base Level*, 15 February 2001

DOD 4000.25-2-M, *Military Standard Transaction Reporting and Accounting Procedures (MILSTRAP)*, 1 September 2001

DOD 4100.39-M, *Federal Logistics Information System (FLIS) Procedures Manual*, December 2009

DOD 4140.1-R, *DOD Supply Chain Materiel Management Regulation*, 23 May 2003

TO 00-25-240, *Uniform Repair/Replacement Criteria for Selected USAF Support Equipment (ES)*, 1 August 2003

DOD 7000.14-R, *Department of Defense Financial Management Regulations (FMRS)*, Varies by volume

***Prescribed Forms***

AFMC Form 197, Contractor Asset Visibility Report

AFMC Form 318, Item Contracting History Record

AFMC Form 761, AMC/AMSC Screening Analysis

***Adopted Forms***

AF Form 538, Personal Clothing and Equipment Record

DD Form 1138-1, Inventory Report of Principal and Secondary Items

***Abbreviations and Acronyms***

**AAC**—Acquisition Advice Code

**ABCS**—Automated Budget Compilation System

**ADIS**—Acquisition and Due-In System

**ADL**—Asset Distribution List

**ADPE**—Automated Data Processing Equipment



**AETC**—Air Education and Training Command  
**AF**—Air Force  
**AFAO**—Approved Force Acquisition Objective  
**AFB**—Air Force Base  
**AFEMS**—Air Force Equipment Management System  
**AFI**—Air Force Instruction  
**AFMC**—Air Force Materiel Command  
**AFNWC**—Air Force Nuclear Weapons Center  
**AFR**—Air Force Reserve  
**AFSAC**—Air Force Security Assistance Center  
**AFSD**—Air Force Supply Directive  
**ALC**—Air Logistics Center  
**ALT** — Administrative Lead Time  
**AMARG**—Aerospace Maintenance and Regeneration Group  
**AMC**—Acquisition Method Code  
**AME**—Alternate Mission Equipment  
**AMSC**—Acquisition Method Suffix Code  
**ANG**—Air National Guard  
**AO**—Accountable Officer  
**AP**—Allocation Priority  
**API**—Application/Program/Indenture  
**AR**—Asset Reconciliation  
**ARID**—Additive Requirement Identification  
**ARRS**—Automated Repair and Requirements System  
**ARS**—Additive Requirements Summary  
**AS**—Allowance Standards  
**ASC**—Allowance Source Code  
**ATCH** — Attachment  
**ATP**—Automatic Test System  
**BC**—Budget Code  
**BP**—Budget Program  
**BPAC**—Budget Program Activity Code

**BRAC**—Base Realignment and Closure  
**CAP**—Communications Electronics Authorization Program  
**CAVAF**— Contractor Asset Visibility Air Force  
**CBT**—Contract Buy Team  
**C-CS**—Communications-Computer Systems  
**C-E**—Communications-Electronics  
**CEM**—Communication-Electronic-Meteorological  
**CEMO**—Command Equipment Management Office  
**CERC**—Classified Equipment Requirements Computation  
**CFE**—Contractor Furnished Equipment  
**CGSN**—Computation Group Stock Number  
**CLIN**—Contractor Line Item Number  
**CONUS**—Continental United States  
**CoP**—Community of Practice  
**CP**—Centrally Procured  
**CRT**—Contract Repair Team  
**CSAG**—M – Consolidated Sustainment Activity Group - Maintenance  
**CY**—Calendar Year  
**DDC**—Disposal Deferred Code  
**DIA**—Due-In Assets  
**DIPEC**—Defense Industrial Plant Equipment Center  
**DMISA**—Depot Maintenance Interservice Agreement  
**DOD**—Department of Defense  
**DODAAD**—Department of Defense Activity Address Directory  
**DOLP**—Date of Last Procurement  
**DPEM**—Depot Purchased Equipment Maintenance  
**DRMO**—Defense Reutilization & Marketing Office  
**DSS**—Defense Standard System  
**DWCF**—Defense Working Capital Fund  
**EAID**—Equipment Authorization Inventory Data  
**EDD**—Estimated Delivery Date  
**EEC**—Equipment Essentiality Code

**EEIC**—Element of Expense Investment Code  
**EFT**—Escalation Factor Tables  
**EIDPSH**—End Item Direct Product Standard Hours  
**EII**—End Item Identification  
**EIP**—Equipment Item Process  
**EMC**—Equipment Management Code  
**ERR**—Equipment Repair Requirement  
**ERRC**—Expendability, Recoverability, Reparability Category  
**ERS**—Equipment Requirements System  
**ES**—Equipment Specialist  
**FAA**—Federal Aviation Administration  
**FAD**—Force Activity Designator  
**FDT**—First Destination Transportation  
**FLIS**—Federal Logistics Information System  
**FMS**—Foreign Military Sales  
**FSC**—Federal Supply Class  
**FY**—Fiscal Year  
**FYDP**—Fiscal Year Defense Plan  
**GFE**—Government Furnished Equipment  
**HQ**—Headquarters  
**I&S**—Interchangeability and Substitutability  
**I&SG**—Interchangeability and Substitutability Group  
**IA**—Index of Actions  
**IAW**—In Accordance With  
**IBM**—Initial requirements/Budget program/Mission design series  
**IC**—Item Code  
**ID**—Identification  
**IDSS**—Item and Dollar Summary Stratification  
**IM**—Item Manager  
**IMCD**—Item Manager Control Data  
**IMS**—Inventory Management Specialist  
**I/P**—In Place

**IIN**—Item Identification Number  
**IPI**—Inventory of Principal Items  
**IPT**—Integrated Product Team  
**ISSP**—Interservice Supply Support Program  
**IV**—Inventory Variance  
**JTC**—Jump-To Code  
**LM**—Logistics Manager  
**LMI**—Logistics Management Institute  
**LSP**—Logistics Support Priority  
**MAFIS**—MAJCOM Automated Fleet Information System  
**MAJCOM**—Major Command  
**MC**—Major Command Code  
**MDC**—Manager Designator Code  
**MDS**—Mission Design Series  
**MI**—Multiple Component Indicator Code  
**MIEC**—Mission Item Essentiality Code  
**MILSTRAP**—Military Standard Transaction Report and Accounting Procedures  
**MIPR**—Military Interdepartmental Purchase Request  
**MISMO**—Maintenance Inter Support Management Office  
**MISTR**—Management of Items Subject to Repair  
**MMAC**—Materiel Management Aggregation Code  
**MP&E**—Maintenance Planning and Execution System  
**MPC**—Materiel Program Code  
**MPPC**—Materiel Procurement Program Control  
**N/A**—Not Applicable  
**NHA**—Next Higher Assembly  
**NIIN**—National Item Identification Number  
**NIMSC**—Non-consumable Item Materiel Code  
**NLT**—No Later Than  
**NP**—Notepad  
**NRL**—Net Requirements by Location  
**NSN**—National Stock Number

**NSV**—NSN SRAN Variance

**NWRM**—Nuclear Weapons-Related Materiel

**O&M**—Operations & Maintenance

**O/S**—Overseas

**OAA**—Over-Age Additives

**OCONUS**—Outside the Continental United States

**OEC**—Organization Essentiality Code

**OP**—Output Products

**OPR**—Office of Primary Responsibility

**OPSD**—Ownership Purpose and System Designator

**ORTEM**—Optimum Reliability through Effective Management

**OSD**—Office of Secretary Defense

**PAC**—Program Action Code

**PCN**—Program Control Number

**PD**—Program Directive or Programming Document

**PDP**—Program Decision Package

**PEO**—Program Executive Office

**PICA**—Primary Inventory Control Activity

**PIIN**—Procurement Instrument Identification Number

**PLT**—Production Lead Time

**PM**—Precious Metals

**PMO**—Production Management Officer

**PMS**—Production Management Specialist

**PN**—Part Number

**POC**—Point of Contact

**PR**—Purchase Request

**PRA**—Projected Requirements and Assets

**PRPS**—Purchase Request Process System

**PSC**—Procurement Source Code

**PULE**—Projected Usage and Life Expectancy

**QPL**—Qualified Products List

**QTY**—Quantity

**RAMPS**—Reportable Asset Management Process System  
**RAR**—Reported Assets and Requirements  
**RC**—Replacement Code  
**RCC**—Replacement Criteria Code  
**RCO**—Requirements Control Officer  
**RDB**— Requirements Data Bank  
**RDS**—Reutilization Distribution System  
**RDTE**—Research, Development, Test and Evaluation  
**REMS**—Register Equipment Management System  
**RF**—Record Flag or Replacement Factor  
**RIA**—Repair Index of Actions  
**RIAR**—Requirements and Inventory Analysis Report  
**RIID**—Requirements Item Identification Data  
**RMS**—Requirements Management System  
**RPIE**—Real Property Installed Equipment  
**SAP**—Security Assistance Program  
**SAMIS**—Security Assistance Management Information System  
**SBSS**—Standard Base Supply System  
**SC&D**—Stock Control and Distribution  
**SCC**—Supply Condition Code  
**SCMS**—Supply Chain Management Squadron  
**SE**—Support Equipment  
**SEC**—System Essentiality Code  
**SERD**—Support Equipment Recommendation Data  
**SES**—Senior Executive Service  
**SGM**—Subgroup Master  
**SICA**—Secondary Inventory Control Activity  
**SIRS**—Secondary Item Requirements System  
**SM**—System Manager  
**SMC**—System Management Code  
**SNCR**—Stock Number Cross Reference  
**SNV**—Stock Number Variance

**SOR**—Source of Repair

**SOS**—Source of Supply

**SPIIN**—Supplemental Procurement Instrument Identification Number

**SRAN**—Stock Record Account Number

**SSIR**—Supply System Inventory Report

**Std** —Standard

**TO**—Technical Order

**TOC**—Technical Order Compliance

**TRC**—Type Requirement Code

**U/I**—Unit of Issue

**UC**—Use Code

**UKC**—Unit Kind Code

**US**—United States

**TRC**—Type Requirements Code

**TRT**—Type Requirements Table

**URC**—Unit Repair Cost

**USAF**— United States Air Force

**VCNP**—Valid Changes and Notepad

**VI**—Vehicle In-Use

**VS**—Vehicle Status

**WHSE**— Warehouse

**WRM**—War Readiness Materiel

**WS**—Weapon System

**WSP**—Weapon System Product

**WW**— Worldwide

**Z/I**—Zone of the Interior

### ***Terms***

**Acquisition Advice Code**— A one-position alpha code that indicates how (as distinguished from where) and under what restrictions an item will be acquired.

**Acquisition Method Code**— Two-position code which indicates whether an item is eligible for competitive or direct (sole source) manufacturer procurement, and identifies the amount of technical screening applicable.

**Acquisition Method Suffix Code**— Supplementary information indicating the primary reason why the acquisition method code was assigned for procurement.

**Administrative Lead Time**— The period of time (in whole months) from the initiation of a purchase request/military interdepartmental purchase request (PR/MIPR) to date of contract or purchase order award.

**Age Group**— Fiscal year in which an item was purchased and/or put into service.

**Area Code**— The RAR code used to identify the geographical location (area) of the reporting activity.

**As of Date**— Cut-off date for input data to be used in the computation (e.g., 30 September)

**Bachelor Item**— An item of supply which is not recorded in an I&S relationship.

**Budget Controlled Code (BUD CD CTL)**.— File maintainable, ten-position field used in the IMCD and RAR report to indicate the funds used to support buy and budget requirements. It is comprised of ten positions

**Budget Position**— Current operating position plus procurement lead time plus 12 months adjusted to the nearest program position

**Buy Position**— Current operating position plus procurement lead time for the computation group adjusted to the nearest program position

**End Item Direct Product Standard Hours**— Manhours required to repair the actual NSN. Developed by dividing the upcoming FY approved composite MISTR rate into the unit sales price of the contract/Depot Maintenance Interservice Agreement (DMISA) repaired item.

**Equipment**— Separate, primary, end items (other than the weapon system itself) needed by an individual or organization to perform an assigned mission; normally do not lose their identity when in use; identified by ERRC codes of NF\* and ND\*

**Equipment Essentiality Code**— Second position of the Mission Item Essentiality Code (MIEC) used in the IMCD report.

**Expendability, Recoverability Reparability, Category Code**— Used to categorize AF inventory into various management groupings. These groupings determine the type of management used throughout logistics cycle, designate the process to be used in computing requirements, and are used in the reporting of asset and usage data.

**Generic Item**— A NSN which applies to a military, federal, or adopted industry specification or standard which is used to procure actual items of supply that meet the specification or standard. Assets are not stocked under the generic NSN. The generic item does not represent an actual item of supply, but defines the performance of the items procured under the specification or standard. A generic master NSN will have an AAC of “W.”

**Gross Requirements**— Quantity of approved authorizations and other justified AF needs for a given equipment item.

**Index of Actions**— product which summarizes the results of an equipment item computation cycle.



**Inventory Management Specialist Materiel Program Code**— Four position code used on the IMCD report and file maintained by the IMS.

**Investment Centrally Procured Equipment**— A unit/system costing \$250K or more, or is considered exempt from being managed under the SE Transformation Initiative.

**Item Code**— Indicates the relationship of an in-use asset to the authorized items.

**Item Disposal Deferred Code**— Indicates that normal disposal action of excess wholesale assets is to be deferred.

**Job Order Production Master System (G004L)**— Used to provide management information to the ALC Directorates of Maintenance on production operation under a standard management control system and provides aggregation of data for future applications, such as planning, requirement computations, and resource control. This system provides direct line communication with depot supply to query supply balances. The user can track customer work requests, record work authorizations, maintain temporary work plans, and record end item production. Data files are updated and maintained in both supply and maintenance through processing production issues and turn-in transactions. The system provides visibility of workload requirements, end item assets availability in depot supply and job order number data on all workloads.

**Life Expectancy**— Anticipated age, expressed in years, at which time the item will be retired from the inventory due to declining performance and/or excessive repair costs.

**Life Maximum**— Estimated life, in years, for mandatory replacement of the item.

**Major Command Code**— Identifies the parent MAJCOM responsible for reporting in-place assets.

**Management of Items Subject to Repair Scheduling and Analysis System (G019C)**— Maintenance system used to get repair information to enhance the computation of forecasted repair requirements.

**Military Specification Number**— A document which provides performance specifications and materiel requirements. It is the first 16 positions of the reference number logistics.

**Mission Item Essentiality Code**— A three position code that indicates how essential the item is to the wartime mission of the weapon system. It is comprised of the SEC, EEC, and OEC.

**Multiple Component Indicator Code**— Indicates when a multiple component record has been adjusted or machine generated.

**Nonconsumable Item Materiel Support Code**— One position numeric code used to identify the degree of support received by the SICA.

**O&M Centrally Procured Equipment**— A unit/system costing less than \$250K that is not exempt from being managed under the SE Transformation Initiative.

**Organizational Essentiality Code**— Third position of the MIEC. It is derived from the priority of the organization which is represented in the allocation priority.

**Percent of condemnations**— Total used to compute the past condemnation percent to apply to the on-hands reparable and those reparables expected to generate.

**Phrase Code**— A code assigned to a series of phrases to denote changes and/or relationships between NSNs and information type data

**Primary Inventory Control Activity Code**— Identifies the location of the PICA (synonymous with the term SOS).

**Probability of Condemnation**— Estimated percent of items condemned at mandatory replacement age. Normally only 10 percent or fewer of the items will survive to this age. Therefore, the percentage will usually be expressed as 0.95, a figure which experience has shown to produce the most favorable Bell curve.

**Procurement Lead Time**— The summation of administrative and production lead-times (also known as acquisition lead time).

**Procurement Source Code**— A code identifying the source level from which unit/system will be purchased. Centrally Procured Support Equipment will always be assigned a procurement source code (PSC) 5.

**Production Lead Time**— The time between the date of contract award (or purchase order) and the date of the first delivery of the production quantity.

**Program Control Number**— Identifies a particular workload for programming purposes. It consists of six positions: 1) Customer Code, 2) Repair Group Category (RGC) designating the SOS ALC, 3) Pseudo Code, and 4-6) assigned by SOS ALC. It is the PMS's job to obtain a correct PCN code in order for repair to be programmed in the correct shop.

**Projected Usage and Life Expectancy**— Forecasting technique developed to mechanically compute replacement requirements based on the computation of forecasted condemnation quantities.

**Repair Criteria Code**— Indicates which repair rate will be used in computing repair quantities.

**Repair Selection Code**— Indicates whether repair equipment quantities will be computed.

**Replacement Criteria Code**— Indicates technique used in computing replacement requirements.

**Requirements Control Officer**— Individuals within the IMS groups that disseminate guidance, assist IMSs with equipment systems' (AFEMS, D200C, ERS, ERR, etc.) issues and to help them understand equipment processes and tasks. RCOs also consolidate and submit the data inputs for reports required by the center's D039/D200C OPR.

**Retention Level**— Total gross requirement at the highest computed program position plus AF-directed and elected-to-hold quantities.

**Secondary Inventory Control Activity Code**— Identifies the location of the SICA (synonymous with the term SOS).

**Subgroup Master**— The subgroup master stock number is comprised of a four-position numeric FSC, a nine-position NIIN, and a two-position MMAC. It is the item in an I&S family which is commonly regarded as a suitable replacement for all other items in the family and as the preferred item for acquisition purposes. Note: Within a family headed by a generic master, the generic NSN is always designated as the master.

**System Essentiality Code**— First position of the MIEC and is computed using MDS (also known as the application essentiality code).

***Termination Code*** – *Indicates the reason for taking termination/reduction or non-termination action of funded/on-order assets.*

**Termination Level**— Total gross requirement at the higher of the buy, budget, or budget +1 position.

**Type Requirement Code**— Categorizes types of additive requirements data on the RAR report.

**Use Code**— Indicates the type of record, type of requirement, and source of the record.



## Attachment 2

## OUTPUT PRODUCTIONS LIST

OUTPUT PRODUCTS LIST					
PCN/DSN/RCS	FULL TITLE	CLASS	FREQ/AS OF DATE/DUE DATE		FORM RECIPIENTS
A-D200.-C3Q-CB-8F0	Equipment Over Age Additive Requirements	LIST/U	1 MAR; 1 SEPT	1	ALC IMS/*
A-D200.-C3Q-CC-8Z4	Equipment Over Age Additive Requirements	LIST/U	AR/AR/AR	1	Requestor
A-D200.-C3U-C1-8B6	Equipment Stock No Change Listing	LIST/U	Q/EOQ/16th Day of Quarter	1	ALC IMS/*
A-D200.-C77-C3-8D1	Valid Organization File	LIST/U	Q/EOQ/16th Day of Quarter	1	Equipment OPR
A-D200.-C78-C3-8D1	Valid Organization File Control Report	LIST/U	Q/EOQ/16th Day of Quarter	1	Equipment OPR
A-D200.-C73-C3-8D9	Asset History Losses	LIST/U	Q/EOQ/16th Day of Quarter	1	HQ/MMIEE
A-D200.-C74-C3-8D9	Asset History Losses Control Report	LIST/U	Q/EOQ/16th Day of Quarter	1	HQ/MMIEE
A-D200.-C79-C6-8E1	Asset Stock Number Summary File	LIST/U	Q/EOQ/16th Day of Quarter	1	Equipment OPR
A-D200.-C79-CA-8E1	Asset Stock Number Summary File	LIST/U	SA/4 days after D039 Update	1	Equipment OPR
A-D200.-C7A-C6-8E1	Asset Stock Number Summary File Control Report	LIST/U	Q/EOQ/19th Day of Quarter	1	Equipment OPR

OUTPUT PRODUCTS LIST					
PCN/DSN/RCS	FULL TITLE	CLASS	FREQ/AS OF DATE/DUE DATE		FORM RECIPIENTS
A-D200.-C7A-CA-8E1	Asset Stock Number Summary File Control Report	LIST/U	SA/4 Days after D039 Update	1	Equipment OPR
A-D200.-C7B-C6-8E4	Asset Reduction Control File	LIST/U	Q/EOQ/19th Day of Quarter	1	Equipment OPR
A-D200.-C7B-CA-8E4	Asset Reduction Control File	LIST/U	SA/4 Days after D039 Update	1	Equipment OPR
A-D200.-C7C-C6-8E4	Asset Reduction Control File Control Report	LIST/U	Q/EOQ/19th Day of Quarter	1	Equipment OPR
A-D200.-C7C-CA-8E4	Asset Reduction Control	LIST/U	Q/EOQ/4Days after D039	1	Equipment OPR
	File Control Report		Update		
A-D200.-C91-C3-8D5	Auth And Asset Master (RAR)	LIST/U	Q/EOQ/16th Day of Quarter	1	Equipment OPR
A-D200.-C92-C3-8D5	Auth And Asset Master (RAR) Control Report	LIST/U	Q/EOQ/16th Day of Quarter	1	Equipment OPR
DB.CA1Q1AUN.ACFI	Air Force Accounting/Finance Center	TAPE/U	AN/AN/MARCH	1	LIBRARY
DB.CACE1GUN.I2AT	Reparable Generation/Spares Cross Ref	TAPE/U	SA/SA/MAR; SEPT	1	LIBRARY
A-D200.-C3Z-CC-8Z1	IMCD Item Manager Control Report	LIST/U	AR/AR/AR	1	Requestor
A-D200.-C3Z-CC-8Z2	RAR Auth and Asset Data	LIST/U	AR/AR/AR	1	Requestor
A-D200.-C3Z-CC-8Z3	Notepad	LIST/U	AR/AR/AR	1	Requestor

OUTPUT PRODUCTS LIST					
PCN/DSN/RCS	FULL TITLE	CLASS	FREQ/AS OF DATE/DUE DATE		FORM RECIPIENTS
DB.CACE1BUN.I4BT	Comp Group Stk Nr Item Info File	TAPE/U	Q/EOQ/1 CD	1	LIBRARY
DB.CACE1CUN.I4CT	Computation Group Control Info File	TAPE/U	Q/EOQ/1 CD	1	LIBRARY
DB.CACE1AUN.CZBT	Stock Number Cross Reference File	TAPE/U	Q/EOQ/1 CD	1	LIBRARY
DB.CACE1DUN.Y2BT	RAR Valid Changes	TAPE/U	Q/EOQ/1 CD SA/SA/MAR; SEPT	1	LIBRARY
DB.CACE1EUN.AMAT	Requirements Tables	TAPE/U	Q/EOQ/1 CD SA/SA/MAR; SEPT	1	LIBRARY
DB.CACE1FUN.E8AT	Additive Master File	TAPE/U	Q/EOQ/1 CD	1	LIBRARY
DB.CACM1AUN.I4HT	Equipment Stock Number Leadtime File	TAPE/U	Q/EOQ/1 CD	1	LIBRARY
A-D200.-C9J-C6-8H5	Report Basic Index of Actions	LIST/U	Q/EOQ/1 CD	1	Requestor
A-D200.-C96-CC-8ZP	Report Item Stratification	LIST/U	AR/AR/AR	1	Requestor
A-D200.-C97-CC-8ZQ	Report Dollar Summary Stratification	LIST/U	AR/AR/AR	1	Requestor
A-D200.-C92-CC-8ZL	Report Basic Index of Actions	LIST/U	AR/AR/AR	1	Requestor
A-D200.-C93-CC-8ZM	Report Index of Actions Extract	LIST/U	AR/AR/AR	1	Requestor
A-D200.-C94-CC-8ZM	Report Index of Actions Extract	LIST/U	AR/AR/AR	1	Requestor
A-D200.-C95-CC-8ZM	Report Index of Actions Extract	LIST/U	AR/AR/AR	1	Requestor

OUTPUT PRODUCTS LIST					
PCN/DSN/RCS	FULL TITLE	CLASS	FREQ/AS OF DATE/DUE DATE		FORM RECIPIENTS
A-D200.-C9G-CC-8ZU	Report MPPC Data by SGM	LIST/U	AR/AR/AR	1	Requestor
A-D200.-C9H-CC-8ZV	Report MMPC Data by FSC/MMAC	LIST/U	AR/AR/AR	1	Requestor
A-D200.-C9D-CC-8ZR	Report Inventory of Principal Items	LIST/U	AR/AR/AR	1	Requestor
A-D200.-C9E-CC-8ZS	Report Inventory Variance by BP	LIST/U	AR/AR/AR		Requestor
A-D200.-C9F-CC-8ZT	Report Inventory Variance by SGM	LIST/U	AR/AR/AR	1	Requestor
A-D200.-C9J-CD-8H6	Basic Index of Actions	LIST/U	SA/SA/1 CD	1	Requestor
A-D200.-C83-C6-8E7	Net Rqmts by Location Audit Report	LIST/U	Q/EOQ/1 CD	1	Equipment OPR
A-D200.-C83-CA-8E7	Net Rqmts by Location Audit Report	LIST/U	SA/SA/1 CD	1	Equipment OPR
A-D200.-C84-C6-8E7	Net Rqmts by Location Control Report	LIST/U	Q/EOQ/1 CD	1	Equipment OPR
A-D200.-C84-CA-8E7	Net Rqmts by Location Control Report	LIST/U	SA/SA/1 CD	1	Equipment OPR
A-D200.-C85-C6-8E8	Projected Assets by Location Audit Report	LIST/U	Q/EOQ/1 CD	1	Equipment OPR
A-D200.-C85-CA-8E8	Projected Assets by Location Audit Report	LIST/U	SA/SA/1 CD	1	Equipment OPR
A-D200.-C86-C6-8E8	Projected Assets by Location Control Report	LIST/U	Q/EOQ/1 CD	1	Equipment OPR
A-D200.-C86-CA-8E8	Projected Assets by Location Control Report	LIST/U	SA/SA/1 CD	1	Equipment OPR



OUTPUT PRODUCTS LIST					
PCN/DSN/RCS	FULL TITLE	CLASS	FREQ/AS OF DATE/DUE DATE		FORM RECIPIENTS
A-D200.-C87-C6-8EB	Net Rqmts by Weapon System Audit Report	LIST/U	Q/EOQ/1 CD	1	Equipment OPR
A-D200.-C87-CA-8EB	Net Rqmts by Weapon System Audit Report	LIST/U	SA/SA/1 CD	1	Equipment OPR
A-D200.-C88-C6-8EB	Net Rqmts by Weapon System Control Report	LIST/U	Q/EOQ/1 CD	1	Equipment OPR
A-D200.-C88-CA-8EB	Net Rqmts by Weapon system Control Report	LIST/U	SA/SA/1 CD	1	Equipment OPR
A-D200.-C89-C6-8ED	Weapon System Projected Assets Audit Report	LIST/U	Q/EOQ/1 CD	1	Equipment OPR
A-D200.-C89-CA-8ED	Weapon System Projected Assets Audit Report	LIST/U	SA/SA/1 CD	1	Equipment OPR
A-D200.-C8A-C6-8ED	Weapon System Projected Assets Control Report	LIST/U	Q/EOQ/1 CD	1	Equipment OPR
A-D200.-C8A-CA-8ED	Weapon System Projected Assets Control Report	LIST/U	SA/SA/1 CD	1	Equipment OPR
A-D200.-C8B-C6-8EH	Phased Assets by Stk-Nr Audit Report	LIST/U	Q/EOQ/1 CD	1	Equipment OPR
A-D200.-C8C-C6-8EH	Phased Assets by Stk-Nr Control Report	LIST/U	Q/EOQ/1 CD	1	Equipment OPR
A-D200.-C8C-CA-8EH	Phased Assets by Stk-Nr Control Report	LIST/U	SA/SA/1 CD	1	Equipment OPR
A-D200.-C61-CC-8ZF	Vehicle In-Use Inventory	LIST/U	AR/AR/AR	1	Equipment OPR
A-D200.-C63-CC-8ZH	OFAED Product AD HOC Spawned Report	LIST/U	AR/AR/AR	1	Requestor
A-D200.-C4V-CC-8ZE	STK-NR Variance AD HOC Spawned Report	LIST/U	AR/AR/AR	1	Requestor

OUTPUT PRODUCTS LIST					
PCN/DSN/RCS	FULL TITLE	CLASS	FREQ/AS OF DATE/DUE DATE		FORM RECIPIENTS
A-D200.-C4X-CC-8ZG	SRAN Variance AD HOC Spawned Report	LIST/U	AR/AR/AR	1	Requestor
A-D200.-C7D-C6-8H4	Reconciliation Worksheet	LIST/U	Q/EOQ/1 CD	1	Equipment OPR
A-D200.-C7D-CD-8H4	Reconciliation Worksheet	LIST/U	SA/SA/1 CD	1	Equipment OPR
A-D200.-C7E-C6-8H4	Reconciliation List	LIST/U	Q/EOQ/1 CD	1	Equipment OPR
A-D200.-C7E-CD-8H4	Reconciliation List	LIST/U	SA/SA/1 CD	1	Equipment OPR
A-D200.-C7G-CC-8ZJ	Reconciliation Worksheet	LIST/U	AR/AR/AR	1	Requestor
A-D200.-C4G-CC-8ZC	PRA Report Projected Rqmts and Assets	LIST/U	AR/AR/AR	1	Equipment OPR
A-D200.-C68-CC-8ZZ	Coral Reduce Termination Data	LIST/U	AR/AR/AR	1	EIP OPR
A-D200.-C4A-CC-8Z5	Net Requirements by Location	LIST/U	AR/AR/AR	1	Equipment OPR
A-D200.-C1T-CC-8Z6	Additive Rqmts Summary AD HOC Spawned Report	LIST/U	AR/AR/AR	1	Requestor
A-D200.-C4H-CC-8ZD	WSP Report by MDS and MAJCOM	LIST/U	AR/AR/AR	1	Requestor
A-D200.-C5D-CC-8Z7	Valid Change Notepad IMCD	LIST/U	AR/AR/AR	1	Requestor
A-D200.-C5E-CC-8Z8	Valid Change Notepad RAR	LIST/U	AR/AR/AR	1	Requestor
A-D200.-C5F-CC-8Z9	Valid Change Notepad Report Weapon System	LIST/U	AR/AR/AR	1	Requestor
A-D200.-C5G-CC-8ZA	Valid Change Report I&S Restructure	LIST/U	AR/AR/AR	1	Requestor

OUTPUT PRODUCTS LIST					
PCN/DSN/RCS	FULL TITLE	CLASS	FREQ/AS OF DATE/DUE DATE		FORM RECIPIENTS
A-D200.-C65-CA-8EN	EIP Repair Index of Actions	LIST/U	SA/SA/1 CD	1	Equipment OPR
A-D200.-C66-CC-8ZK	Repair Index of Actions AD HOC Report	LIST/U	AR/AR/AR	1	Requestor
DB.CBLD10UN.DAT6	Projected Assets by Location	TAPE/U	Q/EOQ/1 CD	1	LIBRARY
DB.CBLD09UN.DAT5	Weapon Systems Projected Assets	TAPE/U	Q/EOQ/1 CD	1	LIBRARY
DB.CAKAZAUN.ORKT	Selected Vehicle Data	TAPE/U	Q/EOQ/1 CD	1	LIBRARY
DB.CBLD11UN.DAT7	Phased Assets by Stock Number	TAPE/U	Q/EOQ/1 CD	1	LIBRARY
DB.CBLD08UN.DAT4	Net Requirements by Location	TAPE/U	SA/SA/1 CD	1	LIBRARY
DB.CBLD10UN.DAT6	Projected Assets by Location	TAPE/U	SA/SA/1 CD	1	LIBRARY
DB.CBLD07UN.DAT3	Net Requirements by Weapon System	TAPE/U	SA/SA/1 CD	1	LIBRARY
DB.CBLD09UN.DAT5	Weapon System Projected Assets	TAPE/U	SA/SA/1 CD	1	LIBRARY
DB.CBLD11UN.DAT7	Phased Assets by Stock Number	TAPE/U	SA/SA/1 CD	1	LIBRARY
DB.CABZ2BUN.Q1AT@	Buy/Budget Costs	TAPE/U	SA/SA/1 CD	1	LIBRARY
DB.CAKA2AUN.ORKT	Selected Vehicle Data File	TAPE/U	SA/SA/1 CD	1	LIBRARY
DB.CAMI2BUN.O9NT	Sorted Requirements Assets Data	DISK/U	SA/SA/1 CD	1	LIBRARY
D200C.IN.EIC.U	Item Buy Computations by	DISK/U	SA/SA/1 CD	1	LIBRARY

OUTPUT PRODUCTS LIST					
PCN/DSN/RCS	FULL TITLE	CLASS	FREQ/AS OF DATE/DUE DATE		FORM RECIPIENTS
	Stock Number for D203				
RDBPROD.TSC.DBID4 26.ISC.MASSADD	Sorted EIP I&S Subgroup Flat File	TAPE/U	Q/EOQ/1 CD	1	LIBRARY
RDBPROD.TSC.DBID4 26.ITC.MASSADD	Sorted EIP Item Cycle Flat File	TAPE/U	Q/EOQ/1 CD	1	LIBRARY
RDBPROD.TSC.DBID4 28.CSG.MASSADD	Sorted EIP Comp Subgroup Flat File	TAPE/U	Q/EOQ/1 CD	1	LIBRARY
RDBPROD.TSC.DBID4 28.ITQ.MASSADD	Sorted Item -QTR	TAPE/U	Q/EOQ/1 CD	1	LIBRARY
RDBPROD.TSC.DBID4 28.AGE.MASSADD	Sorted Age Group	TAPE/U	Q/EOQ/1 CD	1	LIBRARY
RDBPROD.TSC.DBID4 25.SCN.MASSADD	Sorted Section	TAPE/U	Q/EOQ/1 CD	1	LIBRARY
RDBPROD.TSC.DBID4 28.CPR.MASSADD	Sorted Comp SGM PULE	TAPE/U	Q/EOQ/1 CD	1	LIBRARY
RDBPROD.TSC.DBID4 27.ADD.MASSADD	Sorted Add Requirement	TAPE/U	Q/EOQ/1 CD	1	LIBRARY
RDBPROD.TSC.DBID4 24.VAP.MASSADD	Sorted Valid PCTM	DISK/U	Q/EOQ/1 CD	1	LIBRARY
RDBPROD.TSC.DBID4 24.VAW.MASSADD	Sorted Valid WRM	DISK/U	Q/EOQ/1 CD	1	LIBRARY
RDBPROD.TSC.DBID4 29.PTA.MASSADD	Sorted PCTM Auth File	TAPE/U	Q/EOQ/1 CD	1	LIBRARY
RDBPROD.TSC.DBID4 27.PRN.MASSADD	Sorted PCTM Reg File	TAPE/U	Q/EOQ/1 CD	1	LIBRARY
RDBPROD.TSC.DBID4 29.WRM.MASSADD	Sorted WRM Auth File	TAPE/U	Q/EOQ/1 CD	1	LIBRARY

OUTPUT PRODUCTS LIST					
PCN/DSN/RCS	FULL TITLE	CLASS	FREQ/AS OF DATE/DUE DATE		FORM RECIPIENTS
RDBPROD.TSC.DBID4 27.WSU.MASSADD	Sorted WRM Sub File	TAPE/U	Q/EOQ/1 CD	1	LIBRARY
RDBPROD.TSC.DBID4 29.SIT.MASSADD	Sorted SRAN Item File	TAPE/U	Q/EOQ/1 CD	1	LIBRARY
RDBPROD.TSC.DBID4 27.ADD.MASSADD	Sorted Add Rqmt File	TAPE/U	Q/EOQ/1 CD	1	LIBRARY
RDBPROD.TSC.DBID4 27.WRN.MASSADD	Sorted WRM Reg File	TAPE/U	Q/EOQ/1 CD	1	LIBRARY
RDBPROD.TSC.DBID4 25.GAL.MASSADD	Sorted Gain/Loss File	TAPE/U	Q/EOQ/1 CD	1	LIBRARY
RDBPROD.TSC.DBID4 26.IBP.MASSADD	Sorted Item Buy Position	TAPE/U	Q/EOQ/1 CD	1	LIBRARY
RDBPROD.TSC.DBID4 26.PRS.MASSADD	Sorted Asset Reduction Control	TAPE/U	Q/EOQ/1 CD	1	LIBRARY
RDBPROD.TSC.DBID4 90.RSR.MASSADD	Net Requirements by SRAN	TAPE/U	Q/EOQ/1 CD	1	LIBRARY
RDBPROD.TSC.DBID4 93.RWB.MASSADD	Net Rqmts by WRM Base CD	TAPE/U	Q/EOQ/1 CD	1	LIBRARY
RDBPROD.TSC.DBID4 93.RAR.MASSADD	Net Rqmts by ADD Rqmt ID	TAPE/U	Q/EOQ/1 CD	1	LIBRARY
RDBPROD.TSC.DBID4 92.WSN.LOAD	Net Rqmts by Weapon System	TAPE/U	Q/EOQ/1 CD	1	LIBRARY
RDBPROD.TSC.DBID4 98.CSQ.LOAD	Sorted Non-Aligned File	TAPE/U	Q/EOQ/1 CD	1	LIBRARY
RDBPROD.TSC.DBID4 91.RWQ.LOAD	Sorted Rqmts by Weapon System	TAPE/U	Q/EOQ/1 CD	1	LIBRARY
RDBPROD.TSC.DBID4 29.SNA.MASSADD	Phased Assets File	TAPE/U	Q/EOQ/1 CD	1	LIBRARY

OUTPUT PRODUCTS LIST					
PCN/DSN/RCS	FULL TITLE	CLASS	FREQ/AS OF DATE/DUE DATE		FORM RECIPIENTS
RDBPROD.TSC.DBID4 25.GAL.MASSADD	Sorted GAIN/LOSS File	TAPE/U	SA/4 Days after D039 Update	1	LIBRARY
RDBPROD.TSC.DBID4 26.IBP.MASSADD	Sorted Item Buy Position	TAPE/U	SA/4 Days after D039 Update	1	LIBRARY
RDBPROD.TSC.DBID4 26.PRS.MASSADD	Sorted Asset Reduction Control	TAPE/U	SA/4 Days after D039 Update	1	LIBRARY
RDBPROD.TSC.DBID4 90.RSR.MASSADD	Net Rqmts by SRAN	TAPE/U	SA/4 Days after D039 Update	1	LIBRARY
RDBPROD.TSC.DBID4 93.RWB.MASSADD	Net Rqmts by WRM Base CD	TAPE/U	SA/4 Days after D039 Update	1	LIBRARY
RDBPROD.TSC.DBID4 93.RAR.MASSADD	Net Rqmts by ADD Rqmt ID	TAPE/U	SA/4 Days after D039 Update	1	LIBRARY
RDBPROD.TSC.DBID4 98.CSQ.LOAD	Sorted Non-Aligned File	TAPE/U	SA/4 Days after D039 Update	1	LIBRARY
RDBPROD.TSC.DBID4 91.RWQ.LOAD	Sorted RQMTS by Weapon System	TAPE/U	SA/4 Days after D039 Update	1	LIBRARY
RDBPROD.TSC.DBID4 29.SNA.MASSADD	Phased Assets	TAPE/U	SA/4 Days after D039 Update	1	LIBRARY
RDBPROD.TSC.DBID4 16.PTF.MASSADD	Time Phased Data File	TAPE/U	SA/4 Days after D039 Update	1	LIBRARY
RDBPROD.TSC.DBID4 16.PRG.MASSADD	SRTD Program Data	TAPE/U	SA/4 Days after D039 Update	1	LIBRARY
DB.CAPI2AUN.I4FT	VAMOSC Asset History	TAPE/U	SA/June; Sept	1	LIBRARY
DB.CAPI2BUN.NRAT	VAMOSC In-Use Detail	TAPE/U	SA/June; Sept	1	LIBRARY
A-D200.-C4Y-C6-8H9	PRA Report Projected Buy/Bud & Buy Net Requirements	LIST/U	Q/EOQ/19th day of Quarter	1	Equipment OPR

OUTPUT PRODUCTS LIST					
PCN/DSN/RCS	FULL TITLE	CLASS	FREQ/AS OF DATE/DUE DATE		FORM RECIPIENTS
A-D200.-C4Z-CD-8H9	PRA Report Projected Requirements and Assets	LIST/U	SA/SA/1 CD	1	Equipment OPR
DB.CDG61AUN.F225	NRL Data Tape	TAPE/U	SA/SA/1 CD	1	LIBRARY
DB.CDG62BUN.F250	PRA Data Tape	TAPE/U	SA/SA/1-CD	1	LIBRARY
RDBPROD.TSC.DBID4 91.RWQ.EXTRACT	Sorted Rqmts by Weapon System Extract File	TAPE/U	Q/EOQ/1 CD	1	LIBRARY
RDBPROD.TSC.DBID4 91.RWQ.EXTRACT	Sorted Rqmts by Weapon System Extract File	TAPE/U	SA/4 Days after D039 Update	1	LIBRARY
RDBPROD.TSC.DBID4 98.CSQ.EXTRACT	Sorted Non-Aligned Extract File	TAPE/U	Q/EOQ/1 CD	1	LIBRARY
RDBPROD.TSC.DBID4 98.CSQ.EXTRACT	Sorted Non-Aligned Extract File	TAPE/U	SA/4 Days after D039 Update	1	LIBRARY
RDBPROD.TSC.DBID4 92.WSN.EXTRACT	Net Rqmts by Weapon System Extract File	TAPE/U	Q/EOQ/1 CD	1	LIBRARY
RDBPROD.TSC.DBID4 92.WSN.EXTRACT	Net Rqmts by Weapon System Extract File	TAPE/U	SA/4 Days after D039 Update	1	LIBRARY
A-D200.-C7H-C6-8H4	Summary of Average Lead Times	LIST/U	Q/EOQ/19th Day of Quarter	1	Equipment OPR
A-D200.-C7H-CD-8H4	Summary of Average Lead Times	LIST/U	SA/4 Days after D039 Update	1	Equipment OPR
RDBPROD.TSC.NEWADD	New ADDITIVES for ADDS/CHGS to ADDITIVE DATABASE	DISK/U	Q/E09/7 CD	1	LIBRARY
RDBPROD.TSC.ESCFAC	ESCALATION FACTOR TABLE	DISK/U	ANNUAL	1	ERS





**Attachment 3**

**PROJECTED USAGE LIFE EXPECTANCY (PULE) SAMPLE DATA – MULTIPLE YEARS**

IMCD ITEM MANAGER CONTROL DATA				DISPLAY		AD200.C16108ZP			
SECTION E						CUR: 23 APR 09 0908			
PROJECTED/USAGE/LIFE EXPECTANCY						UPDATED:			
FY 10/11-04						AS OF: 31 MAR 09			
BUD CD CTL 6381202099						ITM NM CABLE ASSEMBLY SET,			
OO ALC DIV H IMS B2									



## Attachment 4

**D039/D200C QUARTERLY REVIEW CHECKLIST**

<b>D039/D200C QUARTERLY REVIEW CHECKLIST</b>				
<b>IM NAME/OFFICE SYMBOL/PHONE:</b>				
<b>NSN:</b>				<b>COMP CYCLE:</b>
<b>NOMENCLATURE:</b>				
<b>REVIEWER:</b>				<b>DATE:</b>
	<b>Yes</b>	<b>No</b>	<b>N/A</b>	<b>COMMENTS</b>
<b>1. ERS</b>				
a. Is a surcharge applicable? If yes, is the format correct (e.g., 8% is input as 8 or 13.6% is input as 13.6)? The surcharge will be automatically calculated in the price for each FY.				
b. If item is obsolete, is there a non-procurable flag? If applicable, is there a replacement NSN?				
c. Is the "Date Modified" current?				
d. Is the unit cost file maintained as a whole number?				
e. Is the unit cost correct IAW the AFMC 318 or other valid sources of info?				
f. Is the DOLP correct IAW the AFMC 318 or other valid sources of info?				
g. Is the source of unit cost indicated (e.g., engineer estimate, quote from PICA, "like" item, etc)?				
h. Is the contract flag marked?				
i. If yes, is the contract expiration indicated?				

<b>D039/D200C QUARTERLY REVIEW CHECKLIST</b>				
<b>IM NAME/OFFICE SYMBOL/PHONE:</b>				
<b>NSN:</b>				<b>COMP CYCLE:</b>
<b>NOMENCLATURE:</b>				
<b>REVIEWER:</b>				<b>DATE:</b>
	<b>Yes</b>	<b>No</b>	<b>N/A</b>	<b>COMMENTS</b>
j. Is the "Contract ALT" IAW the existing multiple year contract?				
k. Is the actual ALT correct IAW the AFMC 318 or other valid sources of info?				
l. Is the PLT correct IAW with the AFMC 318 or other valid sources of info?				
m. Does the information in remarks pertain to the ERS procurement data (e.g., fixed price explanations, other method of support explanations, replacement explanations, phasing out explanations, source of DOLP explanations, etc.)?				
n. Is there a fixed price? o. Is it correct? p. Does it include First Destination Transportation? Example provided: fixed price is \$200.00 IAW F09603-07-D-000. \$200.00 X 1.03 (FDT) = \$206.00. Then input \$206.				
q. If applicable, is the non-recurring cost valid?				
r. If applicable, is the Must Pay marked for non-recurring cost that must be paid out of the central procurement dollars even though there are no buy quantities?				
s. Are first articles required in any FYs?				
t. If applicable, is the Production or Item Manager min/max				

<b>D039/D200C QUARTERLY REVIEW CHECKLIST</b>				
<b>IM NAME/OFFICE SYMBOL/PHONE:</b>				
<b>NSN:</b>			<b>COMP CYCLE:</b>	
<b>NOMENCLATURE:</b>				
<b>REVIEWER:</b>			<b>DATE:</b>	
	<b>Yes</b>	<b>No</b>	<b>N/A</b>	<b>COMMENTS</b>
quantities correct?				
u. Is the reason for min/max quantities annotated?				
v. If procurement is being deferred in a specific FY, is there an IM max qty of zero indicated?				
<b>2. ITEM MANAGER CONTROL DATA (IMCD) SECTION A</b>				
a. BUDGET CONTROL CODE Is the budget control code, especially the BPAC, properly file maintained to reflect the appropriate funding?				
b. ALT Is the number greater than "00"? If yes, is the ALT correct and the source annotated on the Notepad?				
c. PLT Is the PLT correct and the source annotated on the Notepad? Does the D200C PLT match the ERS PLT?				
d. DEFERRED DISPOSAL CODE (DDC) Is the DDC other than "N" or Blank? If yes, does the documentation (letter, email copy, notepad, etc.) support the DDC? (IMs don't have to explain the Rs.)				

<b>D039/D200C QUARTERLY REVIEW CHECKLIST</b>				
<b>IM NAME/OFFICE SYMBOL/PHONE:</b>				
<b>NSN:</b>			<b>COMP CYCLE:</b>	
<b>NOMENCLATURE:</b>				
<b>REVIEWER:</b>			<b>DATE:</b>	
	<b>Yes</b>	<b>No</b>	<b>N/A</b>	<b>COMMENTS</b>
e. LIFE EXPECTANCY Is the Life Expectancy file maintained?				
f. REPLACEMENT CRITERIA CODE and REPLACEMENT FACTOR Is the Replacement Criteria Code and Factor correct and compatible? Is the Comp's replacement program adequate to ensure replacements are computing in a timely manner?				
g. REPAIR LOCATION Is the Repair Location indicated?				
<b>3. IMCD SECTION B</b>				
a. STANDARD PRICE Is the standard price Accurate IAW the ERS? Is it compatible to the ERS Standard Price?				
b. DATE OF LAST PROCUREMENT (DOLP) Is the DOLP accurate IAW the AFMC 318? Is it compatible to the ERS DOLP?				
<b>4. IMCD SECTION C</b>				
a. TOTAL LOSSES				

<b>D039/D200C QUARTERLY REVIEW CHECKLIST</b>				
<b>IM NAME/OFFICE SYMBOL/PHONE:</b>				
<b>NSN:</b>				<b>COMP CYCLE:</b>
<b>NOMENCLATURE:</b>				
<b>REVIEWER:</b>				<b>DATE:</b>
	<b>Yes</b>	<b>No</b>	<b>N/A</b>	<b>COMMENTS</b>
Are the losses (SAP, N/RPT, INSTL, MOD, CNDM, DRMO, OTHER) correct?				
b. IMS TOT ACQUIRED Is IMS Total Acquired updated with latest procurement IAW AFMC 318 and other valid sources?				
<b>5. REPORTED ASSETS REQUIREMENTS (RAR)</b>				
a. SECTION 1 (PEACETIME AUTHORIZATIONS AND IN USE ASSETS)				
Was file maintenance action accomplished?				
If yes, is adequate documentation (AFEMS, Notepad, Letters, etc.) available?				
SECTION 1(PEACETIME AUTHORIZATIONS AND IN-USE ASSETS)				
Are there any erroneous file maintained ASC 048/000 authorizations?				
Are the authorizations and In-Use Assets valid IAW AFEMS or other valid sources?				
b. SECTION 2 (BASE/ALC ASSETS)				



<b>D039/D200C QUARTERLY REVIEW CHECKLIST</b>				
<b>IM NAME/OFFICE SYMBOL/PHONE:</b>				
<b>NSN:</b>				<b>COMP CYCLE:</b>
<b>NOMENCLATURE:</b>				
<b>REVIEWER:</b>				<b>DATE:</b>
	<b>Yes</b>	<b>No</b>	<b>N/A</b>	<b>COMMENTS</b>
Was file maintenance action accomplished?				
If yes, is adequate documentation (AFEMS, D035A, Notepad, Letters, Memos, etc.) available?				
Are all due-in assets valid and documented (CID, AFMC Form 318, Notepad, etc.)?				
Are there any unfunded assets reflected on the funded on-order line?				
Are all funded assets reflected even if they haven't been initiated yet?				
Are due-in assets for FMS, AF Medical Logistics Office, FX Account, DMAG (DMIF Org ID), other services (Navy, Army, etc) suppressed in the D039/D200C computation?				
Is there adequate Notepad documentation for Funded?				
Are the serviceable and unserviceable assets ("F" condition) correct IAW AFEMS, AWAB, AWAD, D035A, and/or Contractor Asset Visibility Report (AFMC Form #)?				
Are the On Work Order Assets correct IAW the G019C and/or G004L product listings?				
c. SECTION 3 (WRM AUTHORIZATION AND ASSETS)				

<b>D039/D200C QUARTERLY REVIEW CHECKLIST</b>				
<b>IM NAME/OFFICE SYMBOL/PHONE:</b>				
<b>NSN:</b>			<b>COMP CYCLE:</b>	
<b>NOMENCLATURE:</b>				
<b>REVIEWER:</b>			<b>DATE:</b>	
	<b>Yes</b>	<b>No</b>	<b>N/A</b>	<b>COMMENTS</b>
Are the WRM Authorizations and Assets valid IAW AFEMS AAVW??				
<b>d. SECTION 4 (ADDITIVE REQUIREMENTS DATA)</b>				
Was file maintenance accomplished?				
If yes, is adequate documentation/justification (Notepad, letters, memos, etc.) available?				
Is the documentation within 12 months of the new FY?				
Are the file maintained additives erroneous duplicates of RAR, Section 1 Authorizations?				
Is the Type Requirement Code used in the file maintained Additive correct? Is a valid MDS being used?				
Are there any retention additives (TRC25-29, 30-32, and 35-37)? Is there a retention additive authorization document available?				
<b>6. ASSET RECONCILIATION WORKSHEET</b>				
a. The item has an extended dollar value of \$100,000 or more in the buy or budget position or is in termination for \$100,000 or more. Is an Asset Reconciliation Worksheet required? Applicable to 31 Mar and 30 Sep cycles.				

<b>D039/D200C QUARTERLY REVIEW CHECKLIST</b>				
<b>IM NAME/OFFICE SYMBOL/PHONE:</b>				
<b>NSN:</b>			<b>COMP CYCLE:</b>	
<b>NOMENCLATURE:</b>				
<b>REVIEWER:</b>			<b>DATE:</b>	
	<b>Yes</b>	<b>No</b>	<b>N/A</b>	<b>COMMENTS</b>
b. The item has a unit cost of \$300,000 or more and/or total asset inventory value of \$10M or more. There is a variance between the IMS total assets acquired and COMP total acquired. Is an Asset Reconciliation Worksheet required?				
c. Is the worksheet correct?				
d. Is the worksheet signed and dated?				
e. If research resulted in the re-baselining or re-adjustment of IMS total acquired, is the AFMC 318 posted? Example given: "D039 Asset Reconciliation Worksheet (Format 305), dated 31 Mar __ or/30 Sep __. Adjusted asset position is ____ each. Approved at _____ signature level. (Level is based on variance dollar value.)"				
f. Is the rebaselining date annotated on the AFMC Form 318?				
<b>7. WEAPON SYSTEM (WS)</b>				
a. SECTION 1 (MDS AND MAJCOM)				
Was file maintenance action accomplished?				
If yes, is adequate documentation (AFEMS, Notepad, letter, etc.) available?				
Are the gross/net requirements and aligned assets correct?				
b. SECTION 2 (NON-ALIGNED ASSETS)				

<b>D039/D200C QUARTERLY REVIEW CHECKLIST</b>				
<b>IM NAME/OFFICE SYMBOL/PHONE:</b>				
<b>NSN:</b>				<b>COMP CYCLE:</b>
<b>NOMENCLATURE:</b>				
<b>REVIEWER:</b>				<b>DATE:</b>
	<b>Yes</b>	<b>No</b>	<b>N/A</b>	<b>COMMENTS</b>
Was file maintenance action accomplished?				
If yes, is adequate documentation available?				
Are the suitable and unsuitable non-aligned assets correct?				
8. NOTEPAD				
a. REMARKS				
Is there a management concept?				
Is the date of file maintenance annotated?				
Is the source of lead time annotated?				
Are the actual and file maintained ALT and PLT annotated?				
Is the source of due-ins annotated?				
Is the source of additives annotated?				
Is the comp cycle date annotated?				
Is the name of the file maintained section annotated?				
Was adequate justification annotated for all file maintenance?				
Is there a statement referencing Asset Re-Baselining?				
Is there a statement referencing retention additive approval?				
Is adequate documentation available for applicable file				

D039/D200C QUARTERLY REVIEW CHECKLIST				
IM NAME/OFFICE SYMBOL/PHONE:				
NSN:				COMP CYCLE:
NOMENCLATURE:				
REVIEWER:				DATE:
	Yes	No	N/A	COMMENTS
maintenance?				
<b>9. ADDITIONAL COMMENTS:</b>				
<b>10. SUSPENSE DATE FOR CORRECTIONS:</b> a. _____				

## Attachment 5

**SIGNATURE LEVEL APPROVAL OF EQUIPMENT COMPUTATIONS REQUIREMENTS, TERMINATIONS, ASSET RECONCILIATIONS AND EXCESS**

**PURPOSE:** This table will be used to determine the signature level for all D039/D200C equipment requirements, terminations and excess. It is understood that the signature requirements of each level are the lowest acceptable level required for approval. However, the lower levels are also required on each increasing level (in turn) up to the appropriate dollar value of the document.

Type of Document	IM/ES/LM/PMS	IMS Lead and/or 1 <sup>st</sup> Line Supervisor	RCO	Flight	Squadron	Group	Center
<b>D039 Comps for Buy/Budget Review Item</b>	ALL (IMS/ES/LM only)	ALL	ALL	ALL	\$3M AND UP	\$50M AND UP	\$500M AND UP
<b>D039 Comps computing a buy but not Buy/Budget Review Item</b>	UP TO \$99,999 (IM only)	\$100,000 AND UP	\$500,000 AND UP	\$300,000 AND UP	\$5M AND UP	\$50M AND UP	\$500M AND UP
<b>Asset Reconciliation Worksheets (Note 1)</b>	UP TO \$99,999 (IMS only)	\$100,000 AND UP	\$500,000 AND UP	\$300,000 AND UP	\$5M AND UP	NR	NR
<b>D039 Equipment Rqmts Repair (ERR) Worksheet</b>	UP TO \$100,000 (IMS/LM/PMS only)	\$100,000 AND UP	\$100,000 AND UP	\$10,000,000 AND UP	\$15M AND UP	\$50M AND UP	\$500M AND UP
<b>D039 Terminations (Final Comp Term)</b>	UP TO \$100,000 (IM only)	ALL	\$100,000 AND UP	\$100,000 AND UP	\$300,000 AND UP	\$50M AND UP	\$500M AND UP

Code)							
<b>D039 Excess Comp (Note 2)</b>	ALL (IM only)	Note 1	Note 1	Note 1	Note 1	Note 1	Note 1
<p>Note 1: Any variance less than or greater than 0 on NWRM items require a minimum of general officer or SES signature approval. Reference AFI 20-110, para 8.1.2.3. (at <a href="http://www.e-publishing.af.mil/shared/media/epubs/AFI20-110.pdf">http://www.e-publishing.af.mil/shared/media/epubs/AFI20-110.pdf</a>).</p> <p>Note 2: Reutilization Distribution System (RDS) governs signature approval levels up to Flight.</p>							