



Barkatullah Vishwavidyalay, Bhopal

[Barkatullah University, Bhopal]

USER MANUAL Ver 1.0
[Online Application]

-:: INDEX ::-

#	Particulars	Page
1	About MPOne Limited	3-4
2	Online College Level Kiosk Registration Process for all Colleges	5
3	How to Use BU Online Facilities	6-30
	3.1. College/Deptt. Management System (CMS)	
	3.1.1. First Page Links utilities	
	3.1.1.1. Admissions:	
	3.1.1.1.1. College Master Updation Request	
	3.1.1.1.2. Enrollment form for Regular	
	3.1.1.1.3. Enrollment form for Private	
	3.1.1.1.4. Enrollment View/ Edit (before payment)	
	3.1.1.1.5. Batch Payments for Enroll	
	3.1.1.2. Examinations:	
	3.1.1.2.1. Examination Form	
	3.1.1.2.2. View/Delete Filled Exam Form	
	3.1.1.2.3. Batch Payment Examination	
	3.1.1.2.4. Download Admit Card	
	3.1.1.2.5. Download Attestion Sheet	
	3.1.1.2.6. Affiliation Renewal Fee	
	3.1.1.2.7. Internal Marks Entry	
	3.1.1.2.8. Practical Marks Entry	
	3.1.1.3. Reports	
	3.1.1.3.1. Enrollment Details	
	3.1.1.3.2. Examination Details	
	3.1.1.3.3. List of Deleted Exam Form	
	3.1.1.3.4. List of Migration Application	
	3.1.1.3.5. List of Provisional Application	
	3.1.1.3.6. Revaluation Application Details	
	3.1.1.3.7. Internal/Practical Marks Details	
	3.1.1.4. Counter Base Application	
	3.1.1.4.1. Apply for Migration	
	3.1.1.4.2. Apply for Provisional	
	3.1.1.4.3. Apply for Revaluation	
	3.1.1.4.4. Apply for Degree/Diploma	31-32
	3.2. University Management Syatem (UMS)	
	3.2.1. Approval of New Enrollment	
	3.2.2. Enrollment View/ Edit	
	3.2.3. Approval of Migration/Provisional Application	
	3.2.4. All Master Data Updation	
	3.2.5. Reports	
4	System Configuration	33
5	Contact Details for Support	34

-- 000 --

1. About MPOnline Limited:

MPOnline Limited is a Joint venture company between Government of Madhya Pradesh (GoMP) through Madhya Pradesh State Electronic Development Corporation (MPSEDC) and TATA Consultancy Services Limited (TCS) with the objective of developing and operating the official portal for the Government of Madhya Pradesh.

MP Online Portal is the initiative by the Government of Madhya Pradesh, to serve its citizen in terms of providing them with the facilities at their doorstep, in the process eliminating the need for coming to the Government offices and avoid standing in long queues.

With the help of the portal, citizens can avail of the government services (such as forms for professional examination board, birth/death, caste certificates etc) and can deliver the facilities provided by government/ private sector. These services can be availed from the designated kiosks of MP Online, cyber cafes and other internet mediums.

Vision of Govt. of Madhya Pradesh

Provide **one-stop shop services** to all the citizens of Madhya Pradesh, **any service, anywhere, and any time.**

Mission

Government of Madhya Pradesh wants to provide citizen services at their doorstep, with special emphasis on the rural community of the state by using a Portal "MPOnline". GoMP visions that for the services provided, the citizen is not required to come to the Government offices. The government wants a shift from **Citizen In-Line to Citizen On-Line**

SERVICE DELIVERY MECHANISM OF MPONLINE LTD

To enable delivery of Services through out the state, MPOnline Ltd has identified a number of Internet Kiosks as authorized service delivery points.

Citizens and Businesses can avail Services from their own internet connection or through an MPOnline authorized Internet Kiosk.

For availing Services on MPOnline portal, the Citizen / Business will have to pay a “service charge” over and above the “fee” for the Service. This Service charge will be shared between MPOnline Ltd and the Kiosk. The “fee” collected will be passed on to the department / institution concerned for each service.

MPOnline provides two types of payment mechanisms to its customers. Citizens and Business can either pay **by Card or by Cash**. For Cash payment, citizens and business will have to avail services via an MPOnline authorized Internet Kiosk.



Service Delivery via Kiosk:



Service Delivery via Direct login for the Citizen



2. Online College Level Kiosk Registration Process for all Colleges:

Step-1: Open Internet Explorer Browser & logon to <https://www.mponline.gov.in>

Step-2: Go to the '**Kiosk Space**' option, select '**Kiosk Registration**'. The KIOSK Registration form only for the University Affiliated Colleges (Govt./Private).

Step-3: Fill all the appropriate data in which 2 types of detail – college detail & Principal detail.

Step-4: Fill all mandatory data only, submit all the detail, then you will get an **KIOSK ID** no. like 'BU28139779797767'.

Step-5: Send the KIOSK ID no. to buonlineservices@gmail.com.

Step-6: According to KIOSK ID, MPOnline will approved the Id according to data.

Step-7: Check status KIOSK ID Status, whether approve or not, check from MPOnline portal. Go to '**Kiosk Space**' option at MPOnline home page, click on '**Kiosk Status**'.

Step-8: If the status showing the '**Create User Id**'.

Step-9: Then you can create your userid like '**BHOPAL101**' (district name in which your college is running like 'BHOPAL' is mandatory with college code i.e. 101 which is provided by the University)

Step-10: When your user id will be successfully created then login through '**College Level Kiosk**' link.

3. How to Use Online BU Facilities:

3.1. College Management System (CMS):

- Open Internet Explorer (Ver. 7 & higher) & logon to <http://www.bubhopal.nic.in> on address bar:

or logon to <https://www.mponline.gov.in>

For Affiliated Govt./Private Colleges as **COLLEGE LEVEL KIOSK**:

- Open only Internet Explorer (Ver 7 & higher) & logon to <https://www.mponline.gov.in> on address bar

The screenshot shows the MPOne Limited website interface. At the top, there is a header with the Barkatullah Vishwavidyalaya, Bhopal logo and the MPOne Limited logo. Below the header, there are four circular buttons labeled 1, 2, 3, and 4, representing different login options: Student Login, UTD Login, University Login, and College KIOSK Login. Callout boxes provide instructions for each: 'University can login from Student Login image, write User Id & password.', 'University can login from University Login image, write User Id & password.', and 'College can login from College Kiosk User Login image, write User Id & password.'. Below the buttons, there is a section titled 'UTDs APPLICATIONS 2013-14' with several links: 'Apply for UTD Admission', 'Process for NetBanking Failed Transactions', 'How to Apply Online', 'Pay-Unpaid / View Receipt', 'Verify Payment', 'Download Course Details', 'Track your Admission Status', and 'Admission Fee Submission'. A callout box points to the 'Apply for UTD Admission' link, stating 'Candidate can apply UTD Admission form from here'. Another callout box points to a notification area, stating 'Candidate can check all message & notification from here'. At the bottom, there is a section titled 'महत्वपूर्ण सूचना' (Important Notice) with several bullet points in Hindi.

IMPORTANT Note –

- Login the live website <https://www.mponline.gov.in> & enter original data.

- You can change & update your profile, password, your transaction details, self recharge your account but can't change your User Id from above 'Update Profile' link.

3.1.1. Services page for College. You can select to use any services:

Here, you have to select anyone from 'Image '

After 1st time login, update your college master update request

College/Deptt. Management System (CMS):

महत्वपूर्ण सूचना:

- पहली बार Login करने के उपरांत अपना Password अवश्य बदलें।
- सत्र 2013-14 के UTD Admission Form छात्र के लिए दिनांक 01/06/2013 से 30/06/2013 तक उपलब्ध रहेगी, जो कि विश्वविद्यालय की वेबसाइट पर Online Services या MPOnline के Citizen Services का चयन कर University लिंक से भरे जा सकते हैं। विस्तृत जानकारी के लिए Download Admission Manual अवश्य डाउनलोड करें।
- छात्रों द्वारा भुगतान पश्चात् किसी प्रकार की त्रुटि सुधार Admission Form Edit से कर सकते हैं।
- Admission Form भरने की अंतिम तिथि उपरांत विश्वविद्यालय द्वारा घोषित दिनांक अनुसार Document Verification विभागस्तर भी पर किये जायेंगे।
- Admission Form भरने एवं ऑनलाइन भुगतान करने की सुविधा छात्रों के लिए उपलब्ध कराई गयी है। अतः छात्र स्वयं के विवेक से फॉर्म भरे एवं भुगतान करें।
- किसी अन्य स्थान से भरे गए फॉर्म एवं किये गए भुगतान हेतु छात्र स्वयं जिम्मेदार होंगे।
- ऑनलाइन शुल्क भुगतान के उपरांत पावती रसीद को (जिसमें Application no., Fees, Payment status, Payment date, Barcode, payment mode, payment from आदि का विवरण हो) संभालकर रखें।
- यदि कोई आवेदक आनलाइन फार्म भरकर नेटबैंकिंग के माध्यम से शुल्क का भुगतान करता है और यदि उनके एकाउंट से राशि कट जाती है तथा प्रिंट प्राप्त नहीं होता है तो नया फार्म न भरे, आप Process Net Banking Failed Transaction Link से Bank Ref. No (Eg.-131525995272) Enter कर स्वयं ही Process करें या Pay-Unpaid / View Receipt Admission Form लिंक से स्थिति प्राप्त करें या MPOnline कस्टमर केयर नं संपर्क करें।

This msg will be flash at every login, so kindly read carefully to know latest notifications

College Master Updation Request:

COLLEGE DETAILS FOR REGISTRATION

Registration Form

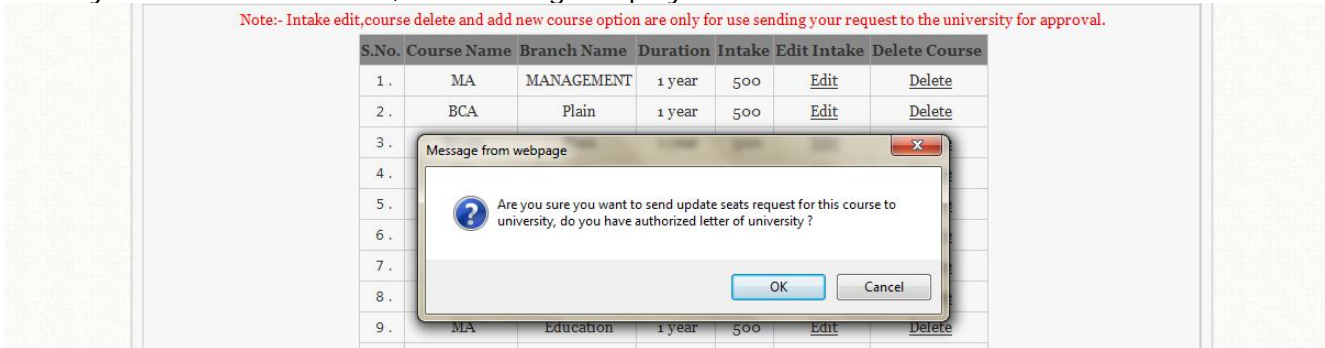
Field's marked with * are mandatory

College Name*	Govt. Hamidia Arts & Commerce College (001)	College Address*	hamidiya road moti mahal, 46/b, bhopal
City/Town*	BHOPAL	District*	BHOPAL
College Opening Year*	1965	Pin Code*	426520
Phone No*	07554019400	Fax No*	07554019400
Email Id*	bubhopalhamidiya@mp.gov.in	Principal Name*	DR RAJENDRA PRASAD
Principal Mobile No*	9981214545	Principal Official Phone No*	07554019852
Examination Controller Name*	PROF MOHIT SINGH CHOHAN	Examination Controller Mobile No*	9926188784

Course & Branch Details

S.No.	Course Name	Branch Name	Duration	Intake	Edit	Delete
1.	BA	Plain	1 year	500	Edit	Delete
2.	BCA	Plain	2 year	300	Edit	Delete

When you will click on 'EDIT', the message display as below:



Check all above master detail, if there are correct then no problem, if there is any discrepancy, then 'Edit' or 'Delete' & submit the request for University Administration. After that, University do the cross check & update your request.

ENROLLMENT FORM FOR REGULAR:

- Enrollment form for Regular Student:

ENROLLMENT FORM FOR REGULAR (JULY-2013)

Fields marked with * are mandatory

COLLEGE DETAILS

College name with college code:	GOVT. COLLEEG, SEHORE (001)
Name of the Course in which Enrollment is taken: *	BCom[Plain]
Date of Admission in the College(DD/MM/YYYY):*	03/07/2013

PERSONAL DETAILS

Candidate's First Name(As per 10+2 Marksheet):*		Mr. SANJAY	Last Name/SurName:*		SHARMA
Category:*	UR	Marital Status:*	Unmarried		
Gender:*	Male	Date of Birth(DD/MM/YYYY):*	01/07/1989		
Father's Name:*	MADAN SHARMA	Husband Name:			
Mother's Name:*	MAYA SHARMA	Aadhar Card Number			
Sub Category:*	<input type="checkbox"/> Minority <input type="checkbox"/> JK Migrants <input type="checkbox"/> JK Residents <input type="checkbox"/> Freedom Fighter			Is NRI: --Select--	
Nationality:*	Indian	Religion:	Hindu		
Domicile: *	Yes	Phone Number with STD Code:	099	267686	
Handicapped:*	No	Mobile No:*	9899898989		
Email Id:	KAMMMKMK@GMAIL.COM				

ADDRESS

Correspondance Address			Permanent Address		
H.No./Vill.:	22	Colony/PO	AREA	H.No./Vill.:	22
City/Teh.:	ASHOKA	State:	Madhya Pradesh	City/Teh.:	ASHOKA
District:	BHOPAL	Pincode:	677676	District:	BHOPAL

[Copy to Permanent Address](#)

PREVIOUS QUALIFICATION

Particulars of the qualifying examination:

Exam Passed*	Hsc	Percentage*	56.00 %
University/Board*	MP Board of Sec. Edu.	Migration/Transfer Certificate No.	
Passing Year*	2012		

Enrollment Fees: 130

REQUIRED ATTACHMENTS

To be Attach Checked Enclosures

- Date of birth Certificate.
- Marksheet Certificate.
- Migration/Transfer certificate.
- Eligibility certificate.
- Gap Certificate.
- Immigration certificate (सक्षम अधिकारी द्वारा प्रमाणित हो, प्रवेदन करें)

DECLARATION

I hereby declare that the information filled by us, is true and complete as per my knowledge. If any information provided by us, is found false or incorrect then Student will be disqualified by the University, so that College will be responsible for the disqualification.

Select Course name & admission date

Fill student all details very carefully

Fill student address detail

Fill previous qualification detail

If student name is different, click

Check the required certificates

Check declaration check box

Click to crop & upload photo/signature of the student

- Here you can fill all the enroll details & check the details, then click 'Submit'.

- Similarly, you can fill Private Enrollment form according to the University permission.

- Now your data is saved with an application no., you check all the below details whether correct.

ADMISSION FORM FOR AFFILIATE COLLEGES

An unique application no. generated when the data save

Transaction Details

Application Number: <small>(Please carefully note your application No for future reference.)</small>				B131120000178
Payment Mode:	NA	Channel Id:	NA	
Transaction Id:	NOT GENERATED	Payment Status:	NOT DONE	
Application Fee(Rs.):	0	Portal Fee(Rs.):	40	

College & Course Details

College Name : GOVT. COLLEGE, SEHORE (101)	Program Name BA(PLAIN)001
Branch : PLAIN, Admission Type : Regular	Medium : ENGLISH

Personal Details

Full Name *	ABHILASHA SHAYA (अभिलाषा सहाय)		
Father's Name*	MANAK SAHAY		
Mother's Name*	POONAM SAHAY		
Date of Birth*	01/02/1989 (DATE FORMAT: DD/MM/YYYY)		
Gender*	MALE		
Marital Status	UNMARRIED		
Husband's Name			
Category	UR	Sub-Category	-NA-
Nationality	INDIAN	Religion	HINDU



वेद साहित्य

Address

Correspondance				Permanent			
House No/Village*	4/22			House No/Village*	4/22		
Colony/Post*	ARERA COLONY			Colony/Post	ARERA COLONY		
City/Tehsil*	BHOPAL	State	MP	City/Tehsil*	BHOPAL	State	MP
District	BHOPAL	Pincode.	462016	District	BHOPAL	Pincode	462016

Other Details

Phone No: 0755-2418788	Mobile Number: 9876543210	Email Id: abhilasha_sahay@yahoo.com
------------------------	---------------------------	-------------------------------------

Previous Education Details

Exam Passed:	HSC		
University/ Board:	MPBSE		
Passing Year:	2008	Percentage:	56.00
Eligibility/Migration/ Transfer Certificate No.:			

Enclosures

Eligibility certificate? :No	Migration certificate? :No	Proof for DOB? :No	Marksheet? :Yes	Gap Certificate? :No
------------------------------	----------------------------	--------------------	-----------------	----------------------

Declaration*

Note: I hereby declare that the information filled by me is true and complete as per my knowledge.

- Here you found 3 buttons with fee details – ‘New Form’, ‘Home’, ‘Print’. Back button is used for first page, New form is used for another enrollment form.

- If this time you found any correction, go to your first page & click on ‘Enrollment View/Edit’.

- After Enrollment, check every new enrollment details from ‘View Enroll Details’ by Enroll no.

ENROLLMENT VIEW & EDIT:

- When you click on 'Enrollment View & Edit' link, display below screen.
- You select course & Name of the student by Drop Down menu which you edit & correct:



Barkatullah Vishwavidyalaya, Bhopal MPOnline Limited

Enter Application No

- Firstly you application no. the you can see the student name automatically in 'Student Name'
- You never change the student details after fill exam form & pay the fee.

- If you select your above filter, automatically display the student details & fields will be disable.

Barkatullah Vishwavidyalaya, Bhopal
MPOnline Limited

View And Edit Enrollment Form

 Show Hint

Fields marked with * are mandatory

Message

Thanks for updating student's data. Your updated data will be submitted to Exam Section of University for approval.

OK

Personal Details

Candidate's First Name(As per 10+2 Marksheet)*:

Candidate's Name in Hindi:

Father's Name*:

Husband's name:

Caste*: Date of Birth(2D/2M/4Y)*:

Nationality*:

Religion of the candidate*: Handicapped: Yes No

Complete Permanent Address of student for communication:

Address Line 1*: Address Line 2:

City*: District*:

State*: PinCode:

STD Code: Tel/Mobile No:

Z12990290004

Male Female

Qualification Details

Date of Admission in the University/Study Institute (DD/MM/YYYY)*:

Exam Passed*	Board/University Name*	Year of Passing*	Division*	Percentage*
<input type="text" value="OTHER"/>	<input type="text" value="BHOPAL UNIVERSITY"/>	<input type="text" value="2000"/>	<input type="text" value="First"/>	<input type="text" value="68"/>

Course*:

Name of the School/College and place from where qualifying Exam was passed:

Name of the School/College/Institute (Last Attended):

Required Attachments

(Please Tick the Box and ensure that original/true copies of all the documents are submitted to the institute)

I have checked the following certificates which are essential for the eligibility of the course specified

Date of Birth Certificate * **Qualifying Exam Marksheet***

Original Migration/Tc*

Gap Certificate (if applicable)

I agree that all the above mention certificates with me at the time of filling the form.

Click here to See the Photo & Signature Template,Attach the Template below.

Please Attach Photo & Signature

- Firstly you confirm whether Exam form & payment is done.
- If payment is done then you can never change the details in current semester.
- If only exam form is filled then firstly you delete the exam form then, can do the edit.
- If you want to change any detail then click on 'Edit' button. Now all the fields enable.
- You can edit data before filling the exam form & pay the fee. So be carefull about the editing.
- After change the details, click 'Update' then display a message 'Data is successfully updated & you can the updated data after the approval of University Exam Section'.

- Check all the mandatory (*) field with photo signature.
- You can change details only before payment & filling the examination form.

ENROLLMENT VIEW DETAIL:

- You can view the student detail by the below screen:



- Here you can view the details of all the student by filter 'Course', 'Enroll No.', 'Students Name' drop down menu.

- Here you can see the Enrolled details.

Barkatullah Vishwavidyalaya, Bhopal		MPOnline Limited		
ADMISSION FORM FOR AFFILIATE COLLEGES				
Transaction Details				
Application Number: (Please carefully note your application No for future reference.)	D1106905020079		8044274038171601574	
Payment Mode:	KIOSK	Channel Id:	N1145201231193	
Transaction Id:	T1109209819540	Payment Status:	DONE ON Sep 20 2011 7:17:42:000PM	
Application Fee(Rs.):	0	Portal Fee(Rs.):	40	
College & Course Details				
College Receipt No.*	140414	Receipt Date*	17/06/2011	
College Name :	I.P.S. ACADEMY, INDORE, INDORE	Program Name :	Bachelor of Computer Application	
Branch :	PLAIN, Admission Type : Regular	Medium :	ENGLISH	
Personal Details				
Full Name *	ABHILASHA SHAYA (अभिलाषा सहाय)			
Father's Name*	MANAK SAHAY			
Mother's Name*	POONAM SAHAY			
Date of Birth*	01/02/1989 (DATE FORMAT: DD/MM/YYYY)			
Gender*	MALE			
Marital Status	UNMARRIED			
Husband's Name				
Category	UR	Sub-Category		-NA-
Nationality	INDIAN	Religion		HINDU
Address				
Correspondance				
House No/Village*	4/22			
Colony/Post*	ARERA COLONY			
City/Tehsil*	BHOPAL	State	MP	
District	BHOPAL	Pincode.	462016	
Permanent				
House No/Village*	4/22			
Colony/Post	ARERA COLONY			
City/Tehsil*	BHOPAL	State	MP	
District	BHOPAL	Pincode	462016	
Other Details				
Phone No: 0755-2418788	Mobile Number: 9876543210	Email Id: abhilasha_sahay@yahoo.com		
Previous Education Details				
Exam Passed:	HSC			
University/ Board:	MPBSE			
Passing Year:	2008	Percentage:	56.00	
Eligibility/Migration/ Transfer Certificate No.:				
Enclosures				
Eligibility certificate? :No	Migration certificate? :No	Proof for DOB? :No	Marksheet? :Yes	
Gap Certificate? :No				
Declaration*				
<input checked="" type="checkbox"/> Note: I hereby declare that the information filled by me is true and complete as per my knowledge.				
Print				

- You can also see the payment status (done/not done). **Remember if the enrollment form is not paid then your form will not receive to the University.**

BATCH PAYMENT FOR ENROLLMENT:

- When you confirmed about all the correct Enrollment & Examination form, you use 'Batch Payment' link from Payment
- After clicking 'Batch Payment' button, display below screen for confirmation of payment.

- Enter your user Id & pasword again to confirm. Display below screen of unpaid list of New

Enrollment application.

SNo	Application No	Student Name	Dob	Fee	Fee(with Portal Fee)	Check All
1	B1300000167	MOHAN KISHORasasas	Oct 10, 1991	200	225	<input checked="" type="checkbox"/>

(Click on Application No. to View the Details before payment)

- Here you can View detail of all student by the clicking on application no. like 'B1300000167' whether detail is correct or not before payment & also take a print.
- You can check one by one or check all. If you select one by one student, the amount is also calculated as total fee.
- When you click on 'Proceed to Payment' button, then debit the total checkd amount from your KIOSK Id account & credited in MPOnline A/c.
- After payment, a list is generated with Transaction Id & Application no, this means your payment is done with these details.

EXAMINATION FORM:

- Enter the enroll no which you want fill exam form.

The screenshot displays a web interface for an examination form. At the top, there is a dark blue header bar with the Barkatullah Vishwavidyalaya logo on the left and 'MPOnline Limited' on the right. Below the header, the page title 'Examination Form' is centered. The main content area is light yellow and contains a form with a blue border. The form has an 'Enroll No:' label next to a text input field containing 'BS11101001'. Below the input field is a blue 'Show' button, and further down is a 'Back' button.

- Enter student enroll no. for fill the examination form.

- Click on '**Show**' button to open the exam form for that student, or click '**Back**' to go first page.

Fill Examination form, in which the data automatically display through your Enroll Data:



APPLICATION FORM FOR EXAM. JUN CYCLE, YEAR 2009

Here you can see, already selected

Display automatically the semester name

Please tick whichever is applicable : STATUS Regular Other

Name of Class: _____ Student's Enrolment/Registration Number: z149890001

Month and Year of Admission: 21 DEC 2008 Name of Semester: 2BCA

Course Name: BACHELOR OF COMPUTER APPLICATIONS U.T.D./Study Institute Code: 9999

Name of Course in short: BCA If GAP Series

Personal Details

Name: KSHITIJ WADBUDEY

Name (In Hindi): क्षितिज वाडबुदे

Name of Father / Husband / Guardian: N S WADBUDEY

Name of the Mother: PRABHA WADBUDEY

Gender: MALE Caste: HINDU

Date of Birth(DD/MM/YY): 29/08/1984

Nationality: INDIAN

Married : Married Unmarried Medium of Examination: English

COMPLETE POSTAL ADDRESS OF STUDENT FOR COMMUNICATION :

5, VAISHALI SURENDRA PLACE
 BHOPAL
 BHOPAL
 MADHYA PRADESH
 PIN CODE 462026 Telephone No 4262903

TO BE FILLED BY STUDENTS ONLY

Please select all papers of your semester. (Theory, Practical, Internal Assessment, P.P.S. & Summer Assignments, Minor & Major Projects as per paper code ist).

Regular Subjects

SNo	Class And Paper	Code of Subject	Name of Paper
1	2BCA1	7116	Digital Electronics
2	2BCA10	7125	Summer Assignment
3	2BCA2	7117	Advanced Programming in C With LINUX
4	2BCA3	7118	Database Management Systems
5	2BCA4	7119	Principles of Management
6	2BCA5	7120	Communicative English - II
7	2BCA6	7121	Internal Assessment
8	2BCA7	7122	Computer Lab-III : C on LINUX
9	2BCA8	7123	Computer Lab - IV: MS-ACCESS
10	2BCA9	7124	Professional Personality development-II

Note : Head of Study Institute/UTD should check all the entries personally. For wrong entries University will not be responsible. The sole responsibility lies on Head of the Study Institute/UTD.

Get Paper

Go Back

Continue to View and Verify

- When you click on 'Save' link. Now your application no is generated in next view after save the data.

EXAMINATION FORM VIEW:


- After clicking above 'Continue to View & Verify' link for viewing the exam form, check these details whether correct & here application is not generated.

APPLICATION FORM FOR EXAM. DEC 2008

If the above given details are correct then click the Save button, otherwise click Go Back button

Personal Details

Study Center Code	9029	Course Name	M.Sc.(CS)LE
Candidate's Name:	MANOJ SHARMA	Enrollment No:	z99090290009
Name in Hindi:	मनोज शर्मा	Application No:	Not Generated
Father's name:	SINGH SHARMA	Exam Name:	3M.Sc.(CS)LE
Mother's name:	SEEMA SHARMA	Status:	Regular



Examination Subject Details
Lists of the Applying Subjects

S. NO.	Class And Paper	Paper Code	Paper Description
1	3M.Sc.(CS)LE1	8212	Computer Networks
2	3M.Sc.(CS)LE2	8213	Programming with ASP.Net
3	3M.Sc.(CS)LE3	8214	Computer Architecture
4	3M.Sc.(CS)LE4	8215	Data Base Management System
5	3M.Sc.(CS)LE5	8216	A1- Artificial Intelligence
6	3M.Sc.(CS)LE6	8219	Internal and Continuous Evaluation
7	3M.Sc.(CS)LE7	8220	Computer Lab : (ASP.Net)
8	3M.Sc.(CS)LE8	8221	Computer Lab : (Oracle and Windows Server)
9	3M.Sc.(CS)LE9	8010	* Operating Systems

[Applicable Fee](#)

- When you click on 'Save' link. Now your application no is generated in next view after save the data.

- When you click on 'Save' button, now your data is saved & generate an application number like 'M08902900244'. This means your data is successfully saved.

APPLICATION FORM FOR EXAM.DEC 2008

Personal Details

Study Center Code	9029	Course Name	M.Sc.(CS)LE
Candidate's Name:	MANOJ SHARMA	Enrollment No:	Z99090290009
Name in Hindi:	मनोज शर्मा	Application No:	M099029000262
Father's name:	SINGH SHARMA	Student Status:	Regular
Mother's name:	SEEMA SHARMA	Payment Status :	Payment Done

Examination Subject Details
Lists of the Applying Subjects

S. NO.	Class And Paper	Paper Code	Paper Description
1	3M.Sc.(CS)LE1	8212	Computer Networks
2	3M.Sc.(CS)LE2	8213	Programming with ASP.Net
3	3M.Sc.(CS)LE3	8214	Computer Architecture
4	3M.Sc.(CS)LE4	8215	Data Base Management System
5	3M.Sc.(CS)LE5	8216	A1- Artificial Intelligence
6	3M.Sc.(CS)LE6	8219	Internal and Continuous Evaluation
7	3M.Sc.(CS)LE7	8220	Computer Lab : (ASP.Net)
8	3M.Sc.(CS)LE8	8221	Computer Lab : (Oracle and Windows Server)
9	3M.Sc.(CS)LE9	8010	* Operating Systems

Buttons: Go Home, Print, Go to Fill Next Exam Form

Callouts:
- Generate an unique application no. for identification (points to Application No.)
- You can check the payment status (points to Payment Status)

- Here you check the box 'I HAVE CHECKED & VERIFIED'

- You can use 'Go home' for again plan to fill form, 'Go to Fill Next Exam Form' for another fill exam form, 'Print' for printing the exam form.

VIEW/DELETE FILLED EXAMINATION FORM:

- With below screen, you search your filled examination for by 'Enrollment No.' or 'Application No.'
- If you select the 'Enroll no.' radio button, enter enroll number, display a list with application & its details now click application no. If you do not know the application no, enter enroll no.

Barkatullah Vishwavidyalaya, Bhopal MPOnline Limited

MPOnline Home

Search Your Exam Form Through

Enroll No OR Application No

Enroll No:

Click on Application No to see Form

Enroll No	Application No	Exam Name	Name	Status
z12990290004	M08902900254	1M.Sc.(CS)	MAHESH VERMA R	

[Previous](#) [Next](#)

- Here you have option to delete below exam form details.

Barkatullah Vishwavidyalaya, Bhopal MPOnline Limited

MPOnline Home

Personal Details

Study Center Code	9029	Course Name	MSc(CS)
Candidate's Name:	MAHESH VERMA	Enrollment No:	z12990290004
Name in Hindi:	महेश	Application No:	M08902900254
Father's name:	SURESH VERMA	Student Status:	Regular
Mother's name:	LAXMI VERMA	Payment Status :	Payment not done

Examination Subject Details
Lists of the Applying Subjects

S. NO.	Class And Paper	Paper Code	Paper Description
1	1M.Sc.(CS)1	8008	Information and Communication Tech.
2	1M.Sc.(CS)2	8009	Programming with C
3	1M.Sc.(CS)3	8010	* Operating Systems
4	1M.Sc.(CS)4	8011	PC Packages
5	1M.Sc.(CS)5	8012	Communicative English
6	1M.Sc.(CS)6	8013	Internal and Continuous Evaluation
7	1M.Sc.(CS)7	8014	Computer Lab-I : (C Programming)
8	1M.Sc.(CS)8	8015	Computer Lab-II : (Word, Excel, Power point, Dos, Windows)

Total Applicable Fee(in Rs.) 760/-

If you see any discrepancy in this form, click Delete button to delete this application



- If there is any correction/discrepancy in exam form like – paper/semester/status selection, you can click use 'Delete' button & then fill again exam form from 'Examination Form' link.
- You never delete the examination form after payments.

BATCH PAYMENT FOR EXAMINATION:


Barkatullah Vishwavidyalaya, Bhopal


User ID
Password

Display the unpaid list:


Barkatullah Vishwavidyalaya, Bhopal


[MPOnline Home](#)

LIST OF UNPAID EXAMINATION APPLICATIONS

Please Tick for Payment

(Click on Application No. to View the Details before payment)

SNo	Enroll No	Student	Application No	Exam Name	Student's status	Fee	<input type="checkbox"/> Check All
1	Z12990290001	HJKJHK JHKJHK	M08902900241	1M.Sc.(CS)	R	750	<input checked="" type="checkbox"/>
2	Z1490290002	KSHITIJA KUMARI	M08902900243	1BCA	R	750	<input checked="" type="checkbox"/>
3	Z12990290002	MANOJ SHARMA	M08902900244	1M.Sc.(CS)	R	750	<input checked="" type="checkbox"/>
4	Y8W179029019	VIVEKA NAND GUPTA imran	M08902900235	2DCA	R	500	<input type="checkbox"/>

Total Fee 2250

- Here you can View detail of all students by the clicking on Application no. like 'B13902900241' whether detail is correct before payment.
- You can check one by one or check all. If you select one by one student, the amount is also calculated as total checked amount.
- When you click on 'Proceed to Payment' button, then debit the total checked amount from your KIOSK Id account & credited in MPOnline A/c.
- After payment, a list is generated with Transaction Id & Application no., this means your payment is done with these details.

ANNUAL RENEWAL FEE PAYMENT:

- a. When you click on 'Annual Fee Payment' link, below screen is automatically appear. Here, you enter your user id & password (like as batch payment procedure):

Barkatullah Vishwavidyalaya, Bhopal

MPOnline Limited

MPOnline Home

User ID

Password

Please select institute : 2012 DAYANAND ACADEMY OF ADVANCED STUDIES

List of Unpaid Annual Fee

Year	Institute Code	Annual Fee
2007	2012	5000
2008	2012	5000
2010	2012	10000

You verify the annual fee detail, click on 'Proceed to payment' button.

INTERNAL MARKS ENTRY FORM:

- a. Login your user id & click on 'Internal Marks Entry' link
- b. Select below criteria, in which you want to enter internal marks.

- c. Click on 'Show' button, the selected detail will be appear as below.

Enroll. No.	Roll No.	Name	Internal Marks (If applicable)		Submit/Approve	
			Enter Marks	Check, If absent	Click Submit to Insert	Click Approve to Edit/Approve
C141002001	NA	BANDANA TIWARI	50	<input type="checkbox"/>	Submit by Scrutinizer	Approve by HOD/Director
D141002001	NA	A NEETA D PATEL		<input type="checkbox"/>	Submit by Scrutinizer	Approve by HOD/Director
D141002002	NA	AJAD SINGH		<input type="checkbox"/>	Submit by Scrutinizer	Approve by HOD/Director
D141002003	NA	ALKA SINGH		<input type="checkbox"/>	Submit by Scrutinizer	Approve by HOD/Director
D141002004	NA	AMARDEEP KUMAR MISHRA		<input type="checkbox"/>	Submit by Scrutinizer	Approve by HOD/Director
D141002005	NA	AMIT KISHOR SAKET		<input type="checkbox"/>	Submit by Scrutinizer	Approve by HOD/Director
D141002006	NA	AMIT KUMAR DWIVEDI		<input type="checkbox"/>	Submit by Scrutinizer	Approve by HOD/Director
D141002007	NA	ANAND KUMAR DWIVEDI		<input type="checkbox"/>	Submit by Scrutinizer	Approve by HOD/Director
D141002008	NA	ANIL KUMAR MISHRA		<input type="checkbox"/>	Submit by Scrutinizer	Approve by HOD/Director
D141002009	NA	ANIL KUMAR TIWARI		<input type="checkbox"/>	Submit by Scrutinizer	Approve by HOD/Director

- d. The report will automatically generated in report section after enter & confirm marks from the College.
- e. Take a print of the report & sign the authority & send to the University phisically also.

HOW TO APPLY FOR REVALUATION:

-Below screen shows, you enter you Enrollment no.

- Click on 'Search' button, then click semester which you have to apply:

Select	SUB CODE	PAPER CODE	PAPER DESCRIPTION	APPLICATION NO.	TRANS. ID	PAYMENT STATUS
	1PGDCA1	7606	Fundamentals of Computers & Information Technology	M108000001R	T1008035388839	Paid
	1PGDCA2	7607	Operating Systems	M108000002R	T1008035389073	Paid
	1PGDCA3	7608	PC Packages	M108000001R	T1008035388839	Paid
<input type="checkbox"/>	1PGDCA4	7610	B - MS Access	Not Generated	Not Generated	Not yet applied
<input type="checkbox"/>	1PGDCA5	7611	Computer Lab - I	Not Generated	Not Generated	Not yet applied

- Now you can click 'Apply for Revaluation' button & apply multiple paper:

Roll No:		Enroll No:	10W161002001
Course Name & Code:	POST GRADUATE DIPLOMA IN COMPUTER APPLICATIONS (PGDCA)	Exam Name:	1PGDCA
Study Center Code:	TATA INSTITUTE OF TECHNOLOGY	Year/Sem:	JUN 2010
Name:	AMAR BAHADUR SINGH	Status:	REGULAR

Select	SUB CODE	PAPER CODE	PAPER DESCRIPTION	APPLICATION NO.	TRANS. ID	PAYMENT STATUS
	1PGDCA1	7606	Fundamentals of Computers & Information Technology	M108000001R	T1008035388839	Paid
	1PGDCA2	7607	Operating Systems	M108000002R	T1008035389073	Paid
	1PGDCA3	7608	PC Packages	M108000001R	T1008035388839	Paid
<input checked="" type="checkbox"/>	1PGDCA4	7610	B - MS Access	M108000003R		Not Generated Applied but Unpaid
<input type="checkbox"/>	1PGDCA5	7611	Computer Lab - I	Not Generated	Not Generated	Not yet applied

Payment Details

Fee	₹ 250 per subject
Portal Charge	₹ 12.50
Total Amount	₹ 262.5

Roll No:		Enroll No:	10W161002001
Course Name & Code:	POST GRADUATE DIPLOMA IN COMPUTER APPLICATIONS (PGDCA)	Exam Name:	1PGDCA
Study Center Code:	TATA INSTITUTE OF TECHNOLOGY	Year/Sem:	JUN 2010
Name:	AMAR BAHADUR SINGH	Status:	REGULAR

Select	SUB CODE	PAPER CODE	PAPER DESCRIPTION	APPLICATION NO.	TRANS. ID	PAYMENT STATUS
	1PGDCA1	7606	Fundamentals of Computers & Information Technology	M108000001R	T1008035388839	Paid
	1PGDCA2	7607	Operating Systems	M108000002R	T1008035389073	Paid
	1PGDCA3	7608	PC Packages	M108000001R	T1008035388839	Paid
	1PGDCA4	7610	B - MS Access	M108000003R	T1008035389094	Paid
<input type="checkbox"/>	1PGDCA5	7611	Computer Lab - I	Not Generated	Not Generated	Not yet applied

This is a generic form – this is used for fill application & also for receipt use.

ENROLLMENT REPORT:

- College can take report Enrollment details.

ENROLLMENT DETAIL

Admission session is : May-2013

Application(s) for Detail

Select College	GOVT. COLLEGE, SEHORE (101)		
Select Program	B.A.	Select Branch	Bachelor of Arts
		Private/Regular	REGULAR
Select Status	Initial	<input type="checkbox"/> Crystal Report	

[Search](#)

- Click to export you report in Excel, CSV format.

- Click to print button to convert into PDF format.

EXAMINATION REPORT:

Examination Details

Selection Criteria

Select College	GOVT. COLLEGE, SEHORE (101)		
Select Program	B.A.	Select Branch	Bachelor of Art
Student Status	REGULAR	Private/Regular	Regular
Select Semester	1SEM	Session	DEC-2012

[Generate Report](#)

DOWNLOAD ADMIT CARD BY THE COLLEGE:

ADMIT CARD

Select Session : Dec-2009

Selection Criteria

Select College ANI BASANT COLLEGE, INDORE (195)

Select Program B.C.A.

Select Branch PLAIN


Private/Regular Regular

1st Sem 1st Sem

Generate Report

1 / 1+ Main Report

100% BusinessObjects

Enroll No:	V11R071010167	Session:	DEC-2011	
Roll No.:	11100870			
Status	REGULAR			
Exam Name:	B.Com./Plain/1SEM			
College Name:	Govt. K.P.College, Dewas(101)			
Exam Center:	Govt. K.P.College, Dewas(101)			
Name:	SULOCHANA MALVIYA			
Father Name:	KAILASH CHANDRA			
Mother Name:	CHAMPA BAI			
Gender:	Female	Category	SC	
Paper Details	(1)ACCOUNTING (FINANCIAL ACCOUNTING)[BCO04] , (2)MANAGEMENT(BUSINESS LAW)[BCO05] , (3)FOUNDATION COURSE -I (हिन्दी भाषा संरचना)[GF00] , (4)FOUNDATION COURSE -II (Development of Entrepreneurship) (Common with B.Sc.)[GFC1] , (5)ECONOMICS(MICRO ECONOMIS)[BCO06]			

परीक्षार्थीयों हेतु निर्देश: (1) विश्वविद्यालय परीक्षा में शामिल होने वाले परीक्षार्थी परीक्षा केंद्र अधीक्षक के आदेश का पालन करेंगे एवं अनुशासन में रहेंगे. (2) परीक्षा कक्ष हॉल में सोबाईल लाना वर्जित है. (3) सभी परीक्षा में प्रवेश पत्र लाना अनिवार्य है. प्रवेश पत्र फाड़ने या बहिष्कार करने की दशा में पुनः परीक्षा आयोजित नहीं की जाएगी. (4) छात्र उत्तर पुस्तिका के मुख्य पृष्ठ पर अर्कों एवं शब्दों में अपना अनुक्रमांक (Roll No.) एवं नामांकन संख्या (Enroll No.) अंग्रेजी में लिखें. (5) प्रवेश पत्र पर कुछ भी लिखना मना है.

Sulochana Malviya

Asstt. Registrar (E)

DOWNLOAD ATTESTATION SHEET BY EXAM CENTER (COLLEGE):

ATTESTATION FORM DETAILS

Select Session : Dec-2009

Selection Criteria


Select Exam.Center : GUJRATI SAMAAJ INSTITUTE OF PROFESSIONAL STUDIES, INDORE(102)

Select College : ANI BASANT COLLEGE, INDORE(195)

Select Course : BBA(Bachelor of Business Administration)

1st Sem

BusinessObjects

Enrollment No. : D09BBA0850001		Session : Dec-2009			
Roll No. : 0904011					
Regular/Backlog : REGULAR					
Exam. Name : BBA-PLAIN-1SEM					
Exam. Center : SHRI S.N. GOVT. COLLEGE, KHANDWA (026)					
Name : SAMKIT RATHI					
Father's Name : JAYPRAKASH RATHI					
Mother's Name : BABITA RATHI					
Gender : Male					
Category : NA					
					
Paper Descri	Date	Signature	Answer Sheet	Invigilator S	Invigilator
B-101-Foundatio n of Management					
B-102-Human Resource Management					
B-103-Financial Accounting					
B-104-Basic Computer Application					
B-105-English					
					Exam. Center Seal/Sign

3.2. Facility for University Administration as University Management System (UMS):

- Open Internet Explorer (Ver 7 & higher) & logon to <https://www.mponline.gov.in> on address bar

MPOne Limited Beta
Joint Venture between Govt. of MP & TCSL
मध्यप्रदेश सरकार का पोर्टल

HOME ABOUT US KIOSK LIST UTILITIES KIOSK SPACE CITIZEN SERVICES Login

University/Deptt. login as 'G2G'

MPOne KIOSK/ FACILITATION CENTRE
WE HAVE STRONG NETWORK OVER THE MADHYA PRADESH

MARCHING FORWARD...

Government of Madhya Pradesh has embarked upon an ambitious task of putting the state prominently on the Information Technology map of the country. The IT policy is the first significant step in this direction. GoMP firmly believes in E Governance by adopting BEST PRACTICES being followed across the globe and today is known as an ideal example of Good Governance....[more](#)

MADHYA PRADESH PROFILE

Madhya Pradesh was originally the largest state in India until November 1, 2000 when the state of Chhattisgarh was carved out. Historically it is known as Malwa. The predominant language of the region is Hindi. Due to the rule of Marathas, Marathi is spoken by a substantial number of people. It borders the states Uttar Pradesh, Chhattisgarh, Maharashtra, Rajasthan and Gujarat....[more](#)

MILESTONES

- MPOne was formed in the Year July, 2006.
- The First Service delivered in the year 2007.
- We are currently catering more than 50+ Departments.
- Hosts more than 225+ Services for various departments.
- Only state in the country where CSC's are viable & the Portal is running successfully.
- Online Registration of Contractors first time in the country in the year of 2011-12, with Nodal Agency MPPWD.
- Revolutionized the traditional DTE Counseling by introducing the Online Off Campus DTE Counseling.

ACHIEVEMENT

- SKOCH Digital Inclusion Award for Online Assessment Patwari Recruitment Exam 2012
- SKOCH Digital Inclusion Award for Technology in Service Delivery 2011
- Award for Excellence in Corporate Governance 2010 (Regional Category)
- CSI Nihilent e- Governance for Excellence 2009-10
- Editor's Choice Best Website India e governance 2.0 (Year 2010)
- Best IT for Masses Project' of Madhya Pradesh 2009-10
- National Awards for e-Governance – Golden Peacock Award 2010 for Citizen-Centric Services

बहुमूल्य योजनाए

- मुख्यमंत्री - मजदूर सुरक्षा योजना
- आम आदमी - बीमा योजना
- गरीबी रेखा के नीचे जीवन यापन करने वाले परिवारों की जानकारी
- जननी सुरक्षा योजना

मुख्यमंत्री सहायता कोष
CHIEF MINISTER
RELIEF FUND

CITIZEN SERVICES

Copyright © 2012 MPOne Limited | Privacy Policy | Disclaimer

- University login & enter User Id, password & select Login Type as 'G2G User'.

UNIVERSITY MANAGEMENT SYSTEM (FOR ENROLL SECTION)

LOGIN as G2G USER with Valid User Id & Password:

Welcome :: BU_ENROLL SECTION

<p>--APPLICATIONS--</p> <ul style="list-style-type: none"> ◆ College Request Approval ◆ Student Master Dtls ◆ EX-Student Enrollment 	<p>Downloads----</p> <ul style="list-style-type: none"> ◆ Student Stastical Information 2011-12 (right click....save as) ◆ Format College Informaton Required by University (right click....save as) 	<p>Examination Services----</p> <ul style="list-style-type: none"> ◆ Admit Card Download ◆ Internal Marks Entry ◆ Exam Center Allocation ◆ SPL CANDIDATES EXAM FEE ◆ UPDATE ROLL LIST
<p>Enrollment Services----</p> <ul style="list-style-type: none"> ◆ Enrolled Application List ◆ Enroll Form Approval ◆ Enrollment Generation ◆ EX-Student Offline Enrolment Form 	<p>Reports----</p> <ul style="list-style-type: none"> ◆ Examination Details ◆ Enroll Application Status ◆ Attestation Form Details For Own Institutes ◆ Enrollment Details ◆ Center Allocation Report ◆ Attestation Form Details For Exam. Center ◆ 2011 Admission & Exam Form Summary ◆ Internal/External Marks Details 	

Click on 'Enrollment Approval' link to Enrollment Doc Verfications by the University.

Enrollment Doc Verfications Process:

Barkatullah Vishwavidyalaya, Bhopal
MPOnline Limited

ENROLLMENT APPROVAL (G2G - UNIVERSITY LEVEL)

Admission session is : May-2009

Search Application(s) for Approval/ Disapproval

Select College: GOVT. COLLEGE, SEHORE (101)

Select Program: B.A.

Select Branch: PLAIN

Private/Regular: Regular

Application(s)	Application No	Candidate Name	Date of Birth	Fathers Name	Documents/ Certificate	Reason for Disapproval
(1.) <input type="checkbox"/>	D09069BBA000017	FIRST LAST	03 Dec 1986	FATHER	<input type="checkbox"/> Migration <input type="checkbox"/> Eligibility	<input type="button" value="Approve"/> <input type="button" value="Disapprove"/> <input type="button" value="Un Do!"/>
(2.) <input type="checkbox"/>	D09069BBA000037	SANTOSH PATIL	15 Dec 2009	SHRI J. PATIL	<input type="checkbox"/> Migration <input type="checkbox"/> Eligibility	<input type="button" value="Approve"/> <input type="button" value="Disapprove"/> <input type="button" value="Un Do!"/>
(3.) <input type="checkbox"/>	D09069BBA000044	ABHILASHA SAHAY	01 Feb 1989	MANAK SAHAY	<input type="checkbox"/> Migration <input type="checkbox"/> Eligibility	<input type="button" value="Approve"/> <input type="button" value="Disapprove"/> <input type="button" value="Un Do!"/>

If all the details are correct then approve in bulk, click on 'Approve All'.

Enrollment Number Generation after Document Verification:

: : ENROLLMENT GENERATION : :

Application(s) to Enroll

Select College: GOVT. COLLEGE, SEHORE (101)

Select Program: B.A.

Select Branch: PLAIN

Private/Regular: Regular

Application(s)	Application No	Candidate Name	Date of Birth	Fathers Name
(1.) <input checked="" type="checkbox"/>	D09069BBA000044	ABHILASHA SAHAY	01 Feb 1989	MANAK SAHAY

4. System Configuration:

Hardware:

- MPOne Ltd. will host the application on its Data Centre. Department will not have to install / establish a data centre at their location.
- Computers, Printer, Scanners, Networking, and Internet Connection are required by the Colleges.

The minimum hardware requirement for accessing the service on the portal are-

A Desktop PC with the following configuration-

- Pentium IV Microprocessor
- 80 GB Hard disk
- 512 MB RAM

Internet with broadband connectivity.

Software:

The University will not have to purchase any additional software's to run this application.

The following softwares are recommended for accessing the portal:

1. Windows XP SP 2 and above.
2. Internet Explorer 7 version or above.
3. Kindly allow the popup block on your system, if blocked.
4. Adjust your display setting as 1024 x 768

5. Contact Details for Support:

1. For Technical support:

MPOnline Limited

(A Joint Venture company between TCS & Govt. of MP)

2nd Floor, Nirupam Shopping Mall, Ahmadpur,

Hoshangabad Road, Bhopal – 462026 (MP)

Customer Care 0755 – 4019401 to 406 (six lines);

URL: <https://www.mponline.gov.in>

For any technical enquiry, lock your complain (grievance) from <https://www.mponline.gov.in> as below:



2. For Barkatullah University Admin Query:

Barkatullah Vishwavidyalaya

Hoshangabad Road, Bhopal (MP), India

Ph. No. 0755 – 2517100 / 2517200

URL: <http://www.bubhopal.nic.in>