

STEP WISE PROCEDURE FOR FILLING THE ONLINE APPLICATION FORM:-

1. Open website URL upcpmt2015.co.in
2. The following screen will appear.

Government of Uttar Pradesh
COMBINED PRE-MEDICAL TEST (CPMT-2015)
Organized by
Deen Dayal Upadhyaya Gorakhpur University

Home From Chairman Important Dates How To Apply Contact Us

Attention Candidates

(1) For further details about CPMT-2015 please visit <http://updgme.in/>

(2) Registration/Login

About UPCPMT-2015

UPCPMT-2015 examination is organized by the Deen Dayal Upadhyaya Gorakhpur University, for admission in first year of M.B.B.S., B.D.S., B.H.M.S., B.A.M.S., B.U.M.S. courses in various Government and approved Medical/ Dental/ Homeopathic/ Ayurvedic/ Unani colleges of Uttar Pradesh. **UPCPMT 2015 candidates should confirm on their own part that they are eligible for the examination and further admission process as per the provisions of eligibility criteria of the examination.**

Important Updates

Examination: 24-May-2015

*Date of Examination Result :15-Jun-2015

*Last Date for Scrutiny Application :18-Jun-2015

Important Links

- Information Brochure CPMT 2015
- Syllabus
 1. Syllabus botany
 2. Syllabus chemistry
 3. Syllabus physics
 4. Syllabus zoology
- Declaration Form
- Tutorial

Home | Important Date | How To Apply | Contact Us

Copyright © 2015 CPMT-2015, Deen Dayal Upadhyaya Gorakhpur University
0 0 0 1 5 5 6

3. Download information brochure UPCPMT-2015 from available link and read it carefully.
4. Download course wise syllabus and read it carefully
5. Download Declaration form from available link, read and fill it according to given information and fill it according to information available in information brochure.

6. For new registration and re-login click on “How to Apply link” or Registration/Login link available on home page-

Government of Uttar Pradesh
COMBINED PRE-MEDICAL TEST (CPMT-2015)
Organized by
Deen Dayal Upadhyaya Gorakhpur University

Home From Chairman Important Dates **How To Apply** Contact Us

Attention Candidates

(1) For further details about CPMT-2015 please visit <http://updgmee.in/>

(2) **Registration/Login**

About UPCPMT-2015

UPCPMT-2015 examination is organized by the Deen Dayal Upadhyaya Gorakhpur University, for admission in first year of M.B.B.S., B.D.S., B.H.M.S., B.A.M.S., B.U.M.S. courses in various Government and approved Medical/ Dental/ Homeopathic/ Ayurvedic/ Unani colleges of Uttar Pradesh. **UPCPMT 2015 candidates should confirm on their own part that they are eligible for the examination and further admission process as per the provisions of eligibility criteria of the examination.**

Important Links

- Information Broacher CPMT 2015
- Syllabus
 - Syllabus botany
 - Syllabus chemistry
 - Syllabus physics
 - Syllabus zoology
- Declaration Form
- Tutorial

Start Date of online Form
Submission:20-MAR-2015

Last Date of online Form
Submission:22-APR-2015
05:00 PM

Government of Uttar Pradesh
COMBINED PRE-MEDICAL TEST (CPMT-2015)
Organized by
Deen Dayal Upadhyaya Gorakhpur University

Home From Chairman Important Dates **How To Apply** Contact Us

Attention Candidates

(1) For further details about CPMT-2015 please visit <http://updgmee.in/>

(2) **Registration/Login**

आवेदन कैसे करें (How to Apply)

(1) Click For Registration/Logins

(2) Click For Registration/Login

Important Updates

Submission:20-MAR-2015

Last Date of online Form
Submission:22-APR-2015
05:00 PM

Date of Entrance
Examination:24-May-2015

*Date of Examination Result

7. After click on “For Registration/login link”

8.

The screenshot shows the website for the Government of Uttar Pradesh Combined Pre-Medical Test (CPMT-2015), organized by Deen Dayal Upadhyaya Gorakhpur University. The page features a navigation bar with links for Home, From Chairman, Important Dates, How To Apply, and Contact Us. On the left, there are two boxes: 'Attention Candidates' with links for details and registration/login, and 'Important Updates' with dates for entrance, results, and application scrutiny. The main content area contains a 'Please read carefully before proceed.' notice, a 'DECLARATION OF THE CANDIDATE' text, an 'I Accept' checkbox, and a 'Proceed' button.

9. Read declaration and click on “I Accept” check box and click on “Proceed” button, after this screen will open like the below screen shot

The screenshot shows the 'Candidate Login' page of the CPMT-2015 website. It includes the same navigation bar and side boxes as the previous screenshot. The main content area is titled 'Candidate Login' and features radio buttons for 'Existing User' and 'New User'. Below these are input fields for 'Mobile No.', 'Password', and 'Captcha code', along with a 'Login' button and a 'Forgot password?' link. Blue arrows point to the 'Candidate Login' title and the 'New User' radio button.

10. Above window contain two types of radio button for selection of “Existing User” and “New User” if you are a new user and want to start registration then click on “New User” then screen

will look like below screen shot and if you have already registered and want to take printout of application form then you can login from above screen.

The screenshot shows the website for the Government of Uttar Pradesh Combined Pre-Medical Test (CPMT-2015) organized by Deen Dayal Upadhyaya Gorakhpur University. The page features a navigation menu with links for Home, From Chairman, Important Dates, How To Apply, and Contact Us. On the left, there are two boxes: 'Attention Candidates' with instructions to visit the website and register/login, and 'Important Updates' with submission dates for the online form (20-MAR-2015 to 22-APR-2015). The main content area is titled 'Candidate Login' and includes radio buttons for 'Existing User' and 'New User'. Below this are input fields for First Name, Middle Name, Last Name, Gender (a dropdown menu), Email ID, and Mobile No. A captcha code 'aw54I' is displayed in a box, and a 'Submit' button is at the bottom.

11. For new registration you fill all information available on screen and after filling all information enter captcha code in text box according to displayed image and then click on submit button.
12. After clicking "Submit" button password will be sent on your registered mobile number, enter the password and click on "proceed" button

This screenshot shows the 'Candidate Login' page after the 'Submit' button has been clicked. The input fields for name, gender, email, and mobile number are now populated with sample data: First Name (First), Middle Name (Middle), Last Name (Last), Gender (Male), Email ID (Emailid@domain.com), and Mobile No. (892322222). A red message states 'Password sent to entered mobile number, Please wait.....'. Below this, there is a 'Password' input field and a 'Proceed' button.

13. Then student dashboard with status will available on front of screen.

Government of Uttar Pradesh
COMBINED PRE-MEDICAL TEST (CPMT-2015)
Organized by
Deen Dayal Upadhyaya Gorakhpur University

Home User Activities Downloads Logout

Your Details

Registered Mobile No : 8933023332 Kindly keep this mobile number and email provided by you in application form active till examination and counselling process is over.

For existing user who have filled the application form the details are:

Your Name	Test Name
Father's Name	
Category	*
Sub-category	*
Date of Birth	*
Telephone No.	*
Email ID	gh@gh.com
Application Status	Incomplete!

Process initiated Application form filled Fees made selected Fees submitted

Government of Uttar Pradesh
COMBINED PRE-MEDICAL TEST (CPMT-2015)
Organized by
Deen Dayal Upadhyaya Gorakhpur University

Home User Activities Downloads Logout

Your Details

Registered Mobile No : 8933023332 Kindly keep this mobile number and email provided by you in application form active till examination and counselling process is over.

For existing user who have filled the application form the details are:

Your Name	Test Name
Father's Name	
Category	*
Sub-category	*
Date of Birth	*
Telephone No.	*
Email ID	gh@gh.com
Application Status	Incomplete!

Process initiated Application form filled Fees made selected Fees submitted

Fill Application Form
Pay Fees
Print Application Form
Change Password

14. Now Click on User Activity Button on top of the Screen and select the option “Fill Application Form”, upload photograph, right hand index figure impression, signature and declaration form scan copy, accept the declaration, save and Update.



Candidate Application Form

Candidate's Name (as per Highschool certificate)	<input type="text" value="TEST NAME"/>
Father's Name	<input type="text" value="FATHER'S NAME"/>
Mother's Name	<input type="text" value="MOTHER'S NAME"/>
Gender	<input type="text" value="Male"/>
Date of Birth (as per Highschool certificate)	<input type="text" value="dd/MM/yyyy"/>
Category	<input type="text" value="SELECT.."/>
Sub-category	<input type="checkbox"/> Ward of freedom fighter <input type="checkbox"/> Ex Serviceman <input type="checkbox"/> Physically handicapped <input type="checkbox"/> N.C.C.(C Certificate) <input type="checkbox"/> Women
Center choice	<input type="text" value="SELECT.."/>
Address	<input type="text" value="POSTAL ADDRESS WITH PINCODE"/>
Telephone No. (With STD Code)	<input type="text" value="#####"/>
Mobile No.	<input type="text" value="8933023332"/>
Email ID	<input type="text" value="gh@gh.com"/>
Domicile of U.P.	<input type="text" value="YES"/>

Qualification Exam (INTERMEDIATE OR EQUIVALENT)

Qualified Appearing

Qualification exam qualified/appearing with english	<input type="text" value="YES"/>
Board from which candidate has passed/appearing in qualification exam	<input type="text" value="SELECT.."/>
State from which candidate has passed/appearing in qualification exam	<input type="text" value="U.P."/>

Photo, Signature & Right hand's Index Fingure impression

<input type="text" value="PHOTO"/> <small>Only .jpg images/Max size 50 KB</small> <input type="button" value="Browse..."/>	<input type="text" value="SIGNATURE"/> <small>Only .jpg images/Max size 30 KB</small> <input type="button" value="Browse..."/>
<input type="text" value="RIGHT HAND INDEX FINGURE IMPRESSION"/>	

Upload Declaration Form

COLOUR LAPIS MAX SIZE (150X100) DPI

DECLARATION OF THE CANDIDATE

1. That I have read the instruction and registration form, and all the information given by me in the application form is correct and nothing has been concealed. In case, at any stage it is found that information furnished by me is false, I shall have no claim to admission and if already admitted, my admission shall be cancelled and I may be debarred permanently from the admission and disciplinary action may be taken against me.
2. That I am an Indian National, have not taken part in any activity subversive of law and have not been debarred by any University/Institution for seeking admission.
3. That I fulfill the minimum eligibility criteria required to appear at the counselling.
4. That I further declare that, I shall abide by the rules governing the course as laid down by the Govt. of U.P. and the Institution providing the course.
5. That the information regarding courses and the available seats has been provided to me.
6. That I will deposit admission fees and other related documents and complete other formalities relating to admission in the allotted college, as indicated in allotment letter. Failing which my seat may be treated cancelled. No separate call letter/information will be sent to me.
7. The decision regarding allotment of seat/course by UPCPMT-2015 Counseling board shall be final and binding on me.
8. I accept to sign the bond agreement for serving the state for the period as decided by U.P. Government.

I Accept

Save and Update

15. After filling application form again go to the user activity link and click on “Pay Fees” link



16. Pay fee according to available link on above screen click on Application Fee for UPCPMT-2015 link then you will be redirected to bank website Pay Application fee according to instruction available in this brochure.
17. After submission of application fee, candidate will receive a SMS for confirmation of fee deposit after 24 hour. Then he/she can proceed with printing his/her application form.

18. Instruction for Payment method

State Bank Collect - Windows Internet Explorer

https://www.onlinesbi.com/prelogin/collecthome.htm?corpID=381438

File Edit View Favorites Tools Help

State Bank of India State Bank Collect

Products & Services Know More

STATE BANK COLLECT
A MULTI-MODAL PAYMENT PORTAL

DISCLAIMER CLAUSE

डिस्क्लेमर क्लॉज हिंदी में देखने हेतु यहां क्लिक करें.
[Click here](#) to view the disclaimer clause in Hindi.

Terms Used:

- ▶ Corporate Customer: Firm/Company/Institution (F/C/I) collecting payment from their beneficiaries.
- ▶ User: The beneficiary making a payment to F/C/I for the services/goods availed.
- ▶ Bank shall not be responsible, in any way, for the quality or merchantability of any product/merchandise or any of the services related thereto, whatsoever, offered to the User by the Corporate Customer. Any disputes regarding the same or delivery of the Service or otherwise will be settled between Corporate Customer and the User and Bank shall not be a party to any such dispute. Any request for refund by the User on any grounds whatsoever should be taken up directly with the Corporate Customer and the Bank will not be concerned with such a request.
- ▶ Bank takes no responsibility in respect of the services provided and User shall not be entitled to make any claim against the Bank for deficiency in the services provided by the Corporate Customer.
- ▶ The User shall not publish, display, upload or transmit any information prohibited under Rule 3(2) of the Information Technology (Intermediaries guidelines) Rules, 2011.
- ▶ In case of non-compliance of the terms and conditions of usage by the User, the Bank has the right to immediately terminate the access or usage rights of the User to the computer resource of the Bank and remove the non-compliant information.

I have read and accepted the terms and conditions stated above.
(Click Check Box to proceed for payment.)

Proceed

State Bank Group

State Bank Collect State Bank MOPS Pay EPFO

You are here: State Bank Collect > State Bank Collect

State Bank Collect

Confirm NEFT Txn
Reprint Remittance Form
Payment History

State Bank Collect

DDU GORAKHPUR UNIVERSITY-UPCPMT 2015
GORAKHPUR , , GORAKHPUR-273001

Provide details of payment

Select Payment Category * UPCPMT-2015

Mandatory fields are marked with an asterisk (*)

Enter APPLICATION NO. * 9999001

Enter DATE OF BIRTH * 01012001

Submit

Mandatory fields are marked with an asterisk (*)
The payment structure document if available will contain detailed instructions about the online payment process.
Date specified(if any) should be in the format of 'ddmmyyyy'. Eg., 02082008

© Copyright OnlineSBI Privacy Statement | Disclosure | Terms of Use

You are here: State Bank Collect > State Bank Collect

- State Bank Collect
- Confirm NEFT Txn
- Reprint Remittance Form
- Payment History

State Bank Collect

14-Mar-2015 [01:57 PM IST]



DDU GORAKHPUR UNIVERSITY- UPCPMT 2015

GORAKHPUR , GORAKHPUR-273001

Provide details of payment

Select Payment Category * UPCPMT-2015

Mandatory fields are marked with an asterisk (*)

Enter APPLICATION NO. *

Enter DATE OF BIRTH *

Submit

- Mandatory fields are marked with an asterisk (*)
- The payment structure document if available ~~is not~~ the online payment process.
- Date specified (if any) should be in the format of 'ddmmyyyy'. Eg., 02082008

EPFO

You are here: State Bank Collect > State Bank Collect

- State Bank Collect
- Confirm NEFT Txn
- Reprint Remittance Form
- Payment History

State Bank Collect

14-Mar-2015 [02:02 PM IST]



DDU GORAKHPUR UNIVERSITY- UPCPMT 2015

GORAKHPUR , GORAKHPUR-273001

Provide details of payment

Select Payment Category * UPCPMT-2015

APPLICATION NO. * 9999001

DATE OF BIRTH * 01012001

NAME OF APPLICANT * RAM

NAME OF FATHER * DASHRATH

MOBILE NO. * 9123456789

APPLICATION FEE * 1

Remarks UPCPMT FEE OF RAM

- Please complete Application Process at University Website after next working day of depositing fee. For any query, please refer University Website.
- For any transaction related issue, please email to sbi.06504@sbi.co.in

Please enter your Name, Date of Birth & Mobile Number. This is required to reprint your e-receipt / remittance(PAP) form, if the need arises.

Name *

Date of Birth *

Mobile Number *

Enter the text as shown in the image * E706B

Submit Reset Back

You are here: State Bank Collect > State Bank Collect

- ▶ State Bank Collect
- Confirm NEFT Txn
- Reprint Remittance Form
- Payment History


























State Bank Collect

14-Mar-2015 [02:05 PM IST]

Verify details and confirm this transaction

	Name	DDU GORAKHPUR UNIVERSITY- UPCPMT 2015
	Category	UPCPMT-2015
	APPLICATION NO.	9999001
	DATE OF BIRTH	01012001
	NAME OF APPLICANT	RAM
	NAME OF FATHER	DASHRATH
	MOBILE NO.	9123456789
	APPLICATION FEE	1
	Total Amount	INR 1.00
	Remarks	UPCPMT FEE OF RAM

 Please ensure that you are making the payment to the correct payee.

NET BANKING	CARD PAYMENTS
<p> State Bank of India <small>9113 2001 401 281 912</small> Bank Charges: 11.24 </p>	<p>This payment mode is not available between 23:30 hours IST and 00:30 hours IST.</p>
<p> State Bank of Bikaner and Jaipur <small>201 2001 401 281 912</small> Bank Charges: 10.0 </p>	<p> State Bank ATM-cum-Debit Card Bank Charges: Rs 11.24 </p>
<p> State Bank of Hyderabad <small>201 2001 401 281 912</small> Bank Charges: 10.0 </p>	<p> Other Banks Debit Cards Bank Charges: Rs 12.35 </p>
<p> State Bank of Mysore <small>201 2001 401 281 912</small> Bank Charges: 10.0 </p>	<p> Credit Cards Bank Charges: Rs 12.35 </p>
<p> State Bank of Patiala <small>201 2001 401 281 912</small> Bank Charges: 0.0 </p>	<p>OTHER PAYMENT MODES</p>
<p> State Bank of Travancore <small>201 2001 401 281 912</small> Bank Charges: 10.0 </p>	<p> SBI BRANCH Bank Charges: Rs 55.0 </p>
<p> Other Banks Internet Banking Bank Charges: 16.85 </p>	<p> NEFT Bank Charges: Rs 11.24 </p>
	<p> NEFT Bank Charges: Rs 11.24</p>