

ALL INDIA INSTITUTE OF MEDICAL SCIENCES

New Delhi

PROSPECTUS



2015

MBBS Course

Includes admission details for the MBBS Course of AIIMS, New Delhi and six other AIIMS at Bhopal, Patna, Jodhpur, Raipur, Rishikesh and Bhubaneswar





All India Institute of Medical Sciences
Ansari Nagar
New Delhi 110029
Web site: www.aiims.edu



All India Institute of Medical Sciences
Bhopal
Saket Nagar
Bhopal 462020
Madhya Pradesh
Web site: www.aiimsbhopal.edu.in



All India Institute of Medical Sciences
Bhubaneswar
Sijua
Ptarpada
Bhubaneswar 751019
Odisha
Web site: aiimsbhubaneswar.edu.in



All India Institute of Medical Sciences
Jodhpur
Basni Industrial Area 2
Jodhpur 342005
Rajasthan
Web site: aiimsjodhpur.edu.in



All India Institute of Medical Sciences Patna
Phulwarisharif
Patna 801505
Bihar
Web site: aiimspatna.org



All India Institute of Medical Sciences Raipur
Tatibandh
GE Road
Raipur 492099
Chattisgarh
Web site: aiimsraipur.edu.in



All India Institute of Medical Sciences Rishikesh
Virbhadrha Road
Rishikesh 249201
Uttarakhand
Web site: aiimsrishikesh.edu.in



IMPORTANT DATES AT A GLANCE

Sl. No.	Activity	Scheduled Dates
APPLICATION AND REGISTRATION		
1	Online Registration of Applications on AIIMS website www.aiimsexams.org opens	17 th March, 2015
2	Online Registration of Applications closes on	10 th April, 2015 at 5:00 PM
3	Status of Registration including rejection / deficiencies in application on AIIMS website	30 th April, 2015
4	Last date for complying with deficiencies in application as indicated	08 st May, 2015
5	Hosting / Uploading the Admit Cards on AIIMS website www.aiimsexams.org	16 th May 2015
Computer Based Test (CBT) [Online] Entrance Examination		
6	Date of Entrance Examination	01 st June, 2015 (Monday)
7	Expected date of declaration of Result	18 th June, 2015
PROPOSED COUNSELING SCHEDULE TO BE HELD AT AIIMS, NEW DELHI		
8	First Counseling	6 th to 9 th July, 2015
9	Second Counseling	10 th August, 2015
10	Third Counseling	7 th September, 2015
11	Open Counseling	23 rd September, 2015
ADMISSION AT AIIMS, NEW DELHI		
12	Medical Examination of selected candidates	10th & 11th July, 2015
13	General Orientation of New Batch including visit to Ballabgarh Community Development Block	13th – 15th July, 2015
14	Academic Programme [Classes begin]	16th July – 2nd August, 2015
15	Orientation Programme by CREST	3rd - 11th August, 2015
16	Teacher Mentors Programme Interactive Session/Feed back session about orientation Programme	12th to 13th August, 2015
17	Resumption of Academic Programme	14th August , 2015
ADMISSION TO SIX OTHER AIIMS		
18	Admission details will be available in the websites of the respective institutions Counters and officials from these institutions will be available at AIIMS, New Delhi during Counseling	Expected August, 2015

ANNOUNCEMENT OF RESULTS

Results will be announced on the Notice Board of the Examination Section, AIIMS, New Delhi, on the website aiimsexams.org and also on the websites of six AIIMS.

Results shall not be informed on phone or through individual communication

IMPORTANT INFORMATION

All applicants are advised to visit www.aiimsexams.org regularly for latest updates / announcements / changes if any

APPLICATION & REGISTRATION FEES

Sl No	Category	Fees	Transaction Charges	TOTAL
1	General	₹1000.00	As Applicable	₹1000.00 + Transaction Fees (as applicable)
2	Other Backward Classes [OBC : Both Creamy and Non-creamy Layers]	₹1000.00	As Applicable	₹1000.00 + Transaction Fees (as applicable)
3	Scheduled Caste [SC]	₹800.00	As Applicable	₹800.00 + Transaction Fees (as applicable)
4	Scheduled Tribe [ST]	₹800.00	As Applicable	₹800.00 + Transaction Fees (as applicable)
5	OPH	EXEMPTED	Not Applicable	NIL

Requisite fees may be paid through Credit Card / Debit Card / Challan Form payable at any branch of State Bank of India (SBI)

APPLICATION & REGISTRATION

1. All applicants are advised to read the Prospectus and Help Manual before starting online registration
2. While filling the online application, please ensure that no column is left blank.
3. Incomplete applications will be rejected
4. Applications not supported by payment shall be rejected
5. In the event of rejection of the application form, no intimation will be provided and no correspondence / request for re-consideration, will be entertained
6. *Please save and download a print of the Registration Slip and retain the copy of Registration Slip till the completion of Admission Process*

EXAMINATION

- The Entrance Examination for All India Institute of Medical Sciences, New Delhi and six other AIIMS for the session 2015 will be conducted through Computer Based Test (CBT) [Online] Examination ONLY.
- The Examination is proposed to be conducted in two shifts in different centres all over India on Monday, 01st June, 2015.
- Applicants are required to read the Prospectus carefully and fill the application correctly with regard to all entries including choice of city for appearing in the Entrance Examination
- Applicants may familiarize themselves with the method of Examination by taking the mock test available in the web site; www.aiimsexams.org
- Applicants are required to be prepared to appear in the Examination in either of the shifts and the Examination centre allotted to them

CONTENTS

SECTION		PAGE NO.
1.0	Introduction	1
2.0	Aims & Objectives	1
3.0	Duration of Course	2
4.0	Number of seats and Reservation	2
4.1	Criteria for Other Backward Classes (NCL)	3
4.2	Criteria for Scheduled Caste/Scheduled Tribe (SC/ST)	3
4.3	Criteria for Orthopaedic Physically Handicapped Candidates	3
5.0	Eligibility	3
6.0	Procedure Registration	5
7.0	Guidelines & Instructions for Application	6
8.0	Competitive Entrance Examination	7
8.1	Type of Paper	7
8.2	Standard of Examination	7
8.3	Language of Question Paper	7
8.4	Examination Centres	7
8.5	General Instructions regarding appearing in the Examination	10
8.6	Scheme of Marking	11
8.7	Minimum Cut-Off Scores	11
8.8	Normalization Procedure	11
8.9	Method of Resolving Ties	12
8.10	Brief description of the step-by-step procedure for normalization and of merit / ranking in the AIIMS MBBS Entrance Examination 2015	12
9.0	Counselling	17
9.1	Merit List	17
9.2	Counselling Overview	17
9.3	Counseling Process	18
10.0	Declaration of Results	20
11.0	Antiragging Measures	20
11.1	Supreme Court rules regarding Anti Ragging	20
11.2	Anti Ragging Registration	20
12.0	Admission to AIIMS, New Delhi	21
12.1	Admission procedure & date of joining	21
12.2	Fees & other Payments	22
12.3	Semesters	22
12.4	Attendance	22
12.5	Examinations in first MBBS	22
12.6	Attempts	22
12.7	Weightage for internal marks	23
12.8	Compulsory Rotatory Internship Training	23
A1	Appendix-1: (State Codes)	24
A2	Appendix-2: Help Manual Important Instructions for Applicants Filling MBBS-2015 On-line Application Form	25-37
A3	Appendix-3: for uploading Images	38
A3.1	Instructions for uploading Photograph	38-41
A3.2	Instructions for uploading Thumb Impression	42
A3.3	Instruction for uploading Signature	43
A4	Appendix-4: Procedure to be followed by candidates	44
A5	Appendix-5: Familiarization with Online Examination	45-59
	Performa for Other Backward Classes (OBC) Certificate	60
	Form of SC/ST Certificate	61
	Enquiries relating to Entrance Examination (FAQ)	

1.1 AIIMS, New Delhi

All India Institute of Medical Sciences was established by an Act of Parliament of 1956 as an autonomous institution of national importance and its objectives and functions were defined. By virtue of this Act, the Institute awards its own medical degrees, diplomas and other academic distinctions. The degrees and diplomas awarded by the Institute under the All India Institute of Medical Sciences Act are recognized medical qualifications for the purpose of the Indian Medical Council Act and notwithstanding anything contained in the Medical Council Act, are deemed to be included in the first schedule of that Act, entitling the holders to the same privileges as those attached to the equivalent awards from other universities of India.

The Institute (AIIMS, New Delhi) is a residential University in which the faculty members, staff and the students live on campus. There are 8 hostels for undergraduate students (6 for boys and 2 for girls) with a capacity to accommodate 850 students.

1.2 Six other AIIMS

Under the Pradhan Mantri Swasthya Suraksha Yojana six new All India Institutes of Medical Sciences have been established similar to AIIMS, New Delhi. Government of India has decided that the Academic Session for the current year in six New AIIMS at Bhopal, Bhubaneswar, Jodhpur, Patna, Raipur and Rishikesh, will start in August 2015. The proposal is for an intake of 100 students for each of the institutions. As per the directives of the Ministry selection for admission should be done through the same Entrance Examination through which candidates are selected for AIIMS, New Delhi. The admission will be done on the basis of merit-cum-choice of the candidates.

2.1 AIIMS, New Delhi

The prime focus of the Institute (AIIMS) is to develop patterns of teaching in undergraduate and postgraduate medical education in all the branches so as to demonstrate a high standard of medical education to all medical colleges and allied institutions in India. The other important objectives of the Institute is to bring together in one place educational facilities of the highest order for the training of personnel in all the important branches of health activities and to attain self-sufficiency in postgraduate medical education. The educational principles and practices being adopted are those which are the best suited to the needs of the country. Adaptation of education to meet the problems of community health is a major preoccupation. To this effect the AIIMS New, Delhi has been trying to initiate a model educational programme in the Ballabgarh Community Development Block in collaboration with the Haryana Government. The Institute has also been able to initiate model educational programme in Community Medicine at the urban field practice area in Malviya Nagar, New Delhi. Emphasis is laid on the active learning process and on the cultivation of scholarly habits and scientific methods.

The first batch of undergraduate medical students was admitted to the AIIMS, Delhi in the year 1956 and since then the Institute has been admitting 50 students every year (77 from 2008 session) to the M.B.B.S. Course. The number of students to this course is kept relatively small to ensure an adequate teacher student ratio. The undergraduate curriculum is constantly reviewed at the Faculty and Staff Council levels and the required changes in the curriculum are brought about in order to evolve a pattern which is the most suitable for the Indian needs and conditions.

The undergraduate medical students get sufficient impetus for higher studies as the Institute provides facilities for postgraduate degrees in almost all the branches of medical sciences. At present, the AIIMS, Delhi is awarding post-graduate degrees in about 55 different specialties /super specialties.

2.2 Six Other AIIMS

Aims & objectives of the other six AIIMS Institutes are also of similar nature as mentioned above for AIIMS, New Delhi. In the six new AIIMS the admission will be for 100 seats in each Institution. The number and distribution of seats may vary depending upon the periodic directives / directions from Competent Authorities.

3.0

DURATION OF COURSE

The Course of studies leading to the award of degree of Bachelor of Medicine and Bachelor of Surgery (M.B.B.S.) of the All India Institute of Medical Sciences shall last for a minimum of **five and a half academic years including one year's compulsory internship**.

4.0

NUMBER OF SEATS & RESERVATION

A. AIIMS, New Delhi:

This year **72 (seventy two)** seats for Indian Nationals are available for admission to MBBS course. Out of these, **11 (eleven)** seats are reserved for the Scheduled Castes, **5 (five)** seats are reserved for the Scheduled Tribes, **19 (nineteen)** seats are reserved for Other Backward Classes and **37 (thirty seven)** seats for General Category for Indian Nationals. A 3% reservation for Orthopaedic Physically Handicapped[OPH] shall be provided on horizontal basis, in the seats available. *The number of seats for Foreign Nationals shall be announced only after appropriate communication is received by AIIMS, New Delhi from the Government of India. Please await subsequent announcement at the AIIMS website www.aiimsexams.org.*

B. Six other AIIMS:

In the six new AIIMS (viz: Bhopal, Bhubaneswar, Jodhpur, Patna, Raipur and Rishikesh,) with intake of 100 students each, the reservation policy followed will be 7.5% ST, 15% SC and 27% OBC, for Indian Nationals. A 3% reservation for Orthopaedic Physically Handicapped shall be provided on horizontal basis, in the seats available.

Sl.No.	Location of AIIMS	UR	OBC	SC	ST	OPH	Foreign*	Total
1	New Delhi	37	19	11	05	3% Horizontal	0*	72*
2	Bhopal	50	27	15	08		100	
3	Patna	50	27	15	08		100	
4	Jodhpur	50	27	15	08		100	
5	Rishikesh	50	27	15	08		100	
6	Raipur	50	27	15	08		100	
7	Bhubaneswar	50	27	15	08		100	
Total		337	181	101	53	0*	672	

* The number of seats for Foreign Nationals are pending notification by the Government of India

Seat inter-convertibility :

If requisite number of suitable candidates is not available to fill the seats reserved for the Scheduled Castes, the same will be filled out of the candidates belonging to the Scheduled Tribes and vice versa. In case candidates do not qualify from the SC/ST categories, vacant seats will be filled by candidates from the general category. Similarly, in case the OBC seat remains vacant after calling all eligible OBC candidates then these seats shall be made available to the general category.

4.1 CRITERIA FOR OTHER BACKWARD CLASSES (NON-CREAMY LAYER) [OBC]

(Common to AIIMS, New Delhi & Six other AIIMS):

Reservation for OBC (Non-Creamy Layer) shall be according to the rules of the Government of India. Applicants are required to ensure that he/she does **not** belong to the persons/sections (Creamy Layer) mentioned in Column 3 of the Schedule to the Government of India, Department of Personnel & Training O.M. No. 36012/22/93-Estt. (SCT) dated 08/09/93 which is modified vide OM No. 36033/3/2004 Estt. (Res.) dated 09/03/2004 or the latest notification of the Government of India (ie. Central list). A format is provided at the end of the Prospectus. Certificate to be produced during counseling should **NOT** be older than ONE Year.

4.2 CRITERIA FOR SCHEDULED CASTE / SCHEDULED TRIBE (SC /ST)

(Common to AIIMS, New Delhi & Six other AIIMS):

Reservation for SC/ST candidates will be according to the rules of Government of India. Applicants will be required to produce the necessary certificate in the format provided. During counseling the certificate as prescribed in M.H.A., O.M., No. 42/21/49-N.G.S. dated the 28.1.1952, as revised in Dept. of Per-& A.R. letter No. 36012/6/76-Est. (S.CT), dated the 29.10.1977, to be produced by candidate belonging to a Scheduled Caste or a Scheduled Tribe in support of his/her claim.

4.3 CRITERIA FOR ORTHOPAEDIC PHYSICALLY HANDICAPPED (OPH)

(Common to AIIMS, New Delhi & Six other AIIMS):

The candidate must possess a valid document certifying his/her physical disability conforming to judgment of Supreme Court of India i.e.

- (i) With the approval of the Ministry of Health & Family Welfare, Govt. of India vide letter no. 18018/2/2009-ME (P-1) dated 17.02.2009 it has been decided that while providing reservation in admission to medical course in the first instance candidates with disability of lower limbs between 50% to 70% shall be considered and in case candidates are not available of such candidates in that category then the candidates with disability of lower limbs between 40% to 50% will also be considered.
- (ii) The disability certificate should be certified by a duly constituted and authorized Medical Board of the State or Central Govt. Hospitals/Institutions.

5.0

ELIGIBILITY

A. INDIAN NATIONALS

01	AGE	<ul style="list-style-type: none">• Should have attained or will attain the age of 17 (seventeen) years as on the 31st of December of the year of admission (2015)• <i>Candidates born on or after 2nd January, 1999 are NOT eligible to apply.</i>
02	ESSENTIAL QUALIFICATION	<ul style="list-style-type: none">• Should have passed the 12th Class under the 10+2 Scheme/ Senior School Certificate Examination (CBSE) or Intermediate Science (I.Sc.) or an equivalent Examination of a recognized University/ Board of any Indian State with ENGLISH, PHYSICS, CHEMISTRY and BIOLOGY as subject.• Candidates who have appeared or are appearing at the qualifying Examination with English, Physics, Chemistry and Biology as main subject and expect to pass the Examination with required percentage of marks (as indicated in Sl No. 03 below) are also eligible to apply and appear in the Competitive Entrance Examination. However, their candidature will be considered only if they provide documentary evidence of having passed the qualifying Examination with the required subjects and percentage of marks.• <i>If the Institute has to consider an Examination of an Indian University or of a foreign/university to be equivalent to the 12th class under 10+2 scheme/Intermediate Science Examination, the candidates shall have to produce a certificate from the concerned Indian University/Association of the Indian Universities to the effect that the examination passed by him/her is considered by them to be equivalent to the 12th class under 10+2 scheme/Intermediate .</i>
03	MINIMUM MARKS	<ul style="list-style-type: none">• The minimum aggregate of the marks in ENGLISH, PHYSICS, CHEMISTRY and BIOLOGY obtained in the qualifying examination (as in the Essential Qualification at Sl. No. 2 of this table) required for appearing in this examination are :• General and OBC candidates: 60% SC/ST/OPH Candidates: 50%

B. OVERSEAS CITIZEN OF INDIA (OCI) (Common to AIIMS New Delhi & Six other AIIMS): Overseas Citizen of India (OCI) registered under Section 7A of Citizenship Act 1955 are also eligible to appear in this test and all terms and conditions applicable for Indian Nationals given in this Prospectus will be applicable to them. The candidate will submit proof of Registration as OCI under Section 7A of Citizenship Act 1955 to be eligible to appear for this test.

C. FOREIGN NATIONALS (Applicable to AIIMS, New Delhi only):

Foreign candidates nominated by the Government of India are required to have obtained a minimum of 50% marks in aggregate in the subjects of ENGLISH, PHYSICS, CHEMISTRY and BIOLOGY in their Intermediate Science or an equivalent examination to be eligible for admission to the M.B.B.S. Course.

Foreign candidates are NOT required to appear at the Competitive Entrance Examination.



A. Indian Nationals (Common to AIIMS, New Delhi & Six other AIIMS):

1. A candidate seeking admission to the Entrance Examination is required to apply online for Registration in the prescribed form available at www.aiimsexams.org.
2. **FEES:** The fee for Online Registration includes the fee for Entrance Examination is **non-refundable** and no correspondence in this regard will be entertained.
3. **PROSPECTUS:** The candidate is required to go through the Prospectus carefully and acquaint himself/herself with all requirements with regard to filling of the online application form.
4. **ONLINE REGISTRATION FORM:** A candidate seeking admission to the Entrance Examination is required to fill up the Registration Form available online with the Prospectus on www.aiimsexams.org.
5. It will be the responsibility of the candidate to ensure that correct address in the Application Form is filled. The Institute will not be responsible for any loss in transit or for incorrect address given by the applicant in the Application Form.
6. **STATUS OF APPLICATION:** The status of application will be displayed in the AIIMS website www.aiimsexams.org. *In those instances where deficiencies / requirements that are lacking and are indicated, these will have to be complied with within the period stipulated. Failure to do so will result in rejection of application and no further correspondence will be entertained.*
7. **STATUS OF ADMIT CARD:** The Admit Card will be available on AIIMS website www.aiimsexams.org after 16th May, 2015. In case the status of a candidate's Admit Card is not available on website, he/she should immediately write to the Assistant Controller of Exams, AIIMS, New Delhi -110608 along with full particulars of the Registration Form or through the email: exams.ac@gmail.com


Please refer to the **IMPORTANT DATES AT A GLANCE** page at the beginning of the Prospectus for tentative dates.

B. Foreign Nationals (Applicable to AIIMS, New Delhi only):

Foreign Nationals are not required to fill up the Online Registration Form of the All India Institute of Medical Sciences. Foreign Nationals who wish to apply for admission to MBBS Course against any seat that are subject to announcement / notification by the Govt. of India for the year 2015 should contact the Indian Mission/Post abroad in their Country.

The All India Institute of Medical Sciences, New Delhi and the Ministry of Health and Family Welfare, Government of India will neither entertain requests for supply of application forms for admission nor receive applications directly for nominations of foreign candidates.

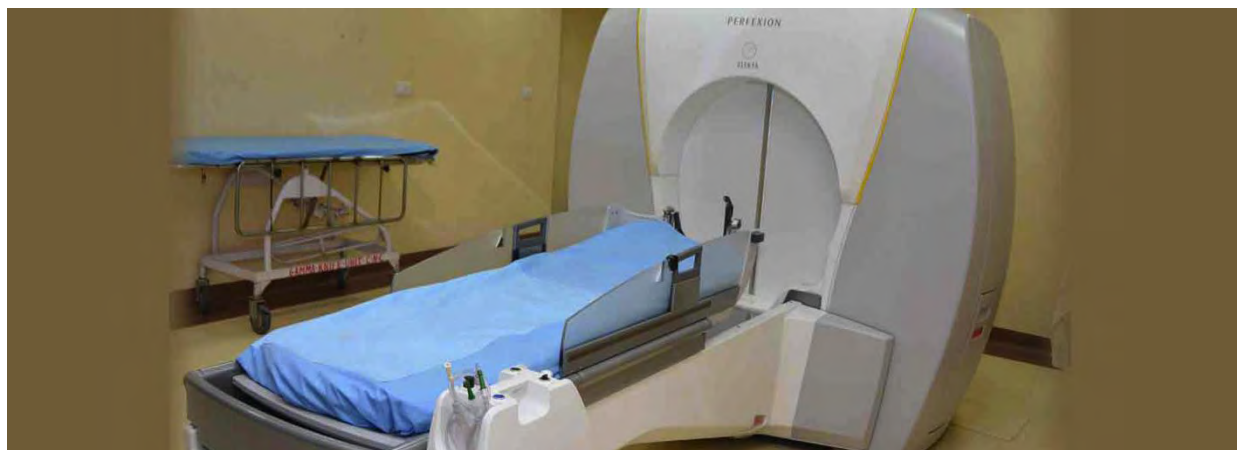
Candidates are therefore requested not to contact AIIMS, New Delhi in this regard.



1. Incomplete Registration Form will be summarily rejected and no correspondence will be entertained in this regard.
2. Do not submit any document, original or photocopy, with the application. The Institute does not take any responsibility for returning of these documents.
3. **Admission of candidates to Entrance Examination is provisional, subject to they being eligible for admission to MBBS course.**
4. If ineligibility of a candidate is detected at any stage before or after examination/ declaration of result, his/her candidature/admission will be cancelled without any notice.
5. The centre chosen for the Entrance Examination by a candidate is only his/her option. Actual centre will be allotted by AIIMS and will be final. No correspondence in this regard will be entertained. **The centre once allotted will not be changed under any circumstances.**
6. Any document/certificate submitted separately at later stage should bear the following title: **"Registration Form No..... for M.B.B.S. Entrance Examination, 2015".**
7. In case any candidate is found to have furnished false information or certificate etc. or is found to have withheld or concealed any material information in his/her application, he/she will be debarred from admission.
8. Please see the help manual in the AIIMS website www.aiimsexams.org as well as the instructions provided at the end of the Prospectus for proper filling of application form.

IMPORTANT

- *After selecting the online registration, fill the details asked for, step by step and follow the Instructions scrupulously.*
- *It will be the responsibility of the candidates to ensure that correct details including address is filled in the Application Form. The Institute will not be responsible for any loss in transit or for incorrect address given by the applicant in the Application Form.*
- *Please make the payment as directed to avoid rejection on account of non-payment*
- *No candidate should register more than one application.*
- *For details please see the help manual available on website.*



As per the initiative taken by Director, AIIMS, New Delhi, it has been decided to conduct the competitive Entrance Examination of MBBS-2015 through a **Computer Based Test (CBT) [Online]** only in 2015.

- The examination shall be held on **Monday, 01 June 2015**.
- The duration of the examination shall be **3½ hours (three hours and thirty minutes)**.
- The Online (CBT) Entrance Examination will be conducted in **two shifts**:
 Morning Shift / First shift : 09:00 AM to 12:30 PM
 Afternoon Shift / Second shift : 03:00 PM to 06:30 PM
- The examination centres are **tentatively** proposed in **154 cities all over India**.

Therefore all candidates will be required to appear at CBT Online Entrance Examination, which will be conducted by the AIIMS, New Delhi on Monday, the 1st June, 2015 in either of two shifts (9:00 AM to 12:30 PM & 3:00 PM to 6:30 PM) as allotted. The venue, time and shift of the examination will be communicated to the candidates in the Admit Card.

No candidate will be permitted to appear in the examination unless he/she holds a valid "Admit Card" issued by the Institute and a proof of their identification.

8.1 TYPE OF PAPER

The Competitive Entrance Examination will have one paper consisting of 200 Objective Type (Multiple Choice and Reason-Assertion type) questions from Physics, Chemistry, Biology and General Knowledge. The distribution of questions is :

Subject	Number of Questions
Physics	60
Chemistry	60
Biology (Botany & Zoology)	60
General Knowledge	20

8.2 STANDARD OF EXAMINATION

The general standard of the Competitive Entrance Examination will be that of 12th class under the 10+2 Scheme/Intermediate Science. No syllabus has been prescribed by the Institute for the examination.

8.3 LANGUAGE OF QUESTION PAPER

Automated Question paper will be provided either in **English or in Hindi** according to the choice of candidates. Applicants must choose / indicate in the application form whether he/she prefers to have the question paper in English or Hindi. This choice cannot be changed later at any stage.

8.4 EXAMINATION CENTRES

The examination may be held tentatively at 154 cities listed below. Applicants are required to indicate their 1st, 2nd & 3rd choice of city with due care and thought. **The Examination Centre shall be allotted by AIIMS.**

It may be noted that although AIIMS will make all efforts to ensure that the candidate is allotted a centre in the cities chosen by the applicant, due to circumstances such as lack of sufficient number of candidates, logistic, administrative and other reasons, an Examination Centre in another city may be allotted finally. Applicants are therefore required to be prepared to appear for the examination in the Examination Centre allotted to them.

The decision of AIIMS regarding allotment of centres shall be final. No further correspondence or request shall be entertained in such cases. A tentative list of cities where the Examination Centres are located are provided in the accompanying table. In addition, candidates are not permitted to change the shift allotted to them.

State	City	Code
Assam	Dibrugarh	E1-AS01
	Guwahati	E1-AS02
	Silchar	E1-AS03
	Tejpur	E1-AS04
Bihar	Aurangabad (Bihar)	E1-BR01
	Gaya	E1-BR02
	Muzaffarpur	E1-BR03
	Patna	E1-BR04
	Purnea	E1-BR05
Jharkhand	Jamshedpur	E1-JH01
	Ranchi	E1-JH02
Odisha	Balasure	E1-OD01
	Baripada	E1-OD02
	Berhampur	E1-OD03
	Bhubaneswar	E2-OD04
	Cuttack	E2-OD05
	Rourkela	E2-OD06
	Sambalpur	E2-OD07
Tripura	Agartala	E2-TR01
West Bengal	Bishnupur	E2-WB01
	Durgapur	E2-WB02
	Howrah	E2-WB03
	Kolkata/24 Paraganas/Hooghly	E2-WB04
	Siliguri	E2-WB05
Delhi-NCR	Delhi NCR (Includes Delhi, Faridabad, Greater Noida, Noida, Gurgaon)	N1-DL00
Haryana	Ambala	N1-HR01
	Bahadurgarh	N1-HR02
	Hisar	N1-HR03
	Karnal	N1-HR04
	Kurukshetra	N1-HR05
	Palwal	N1-HR06
	Panipat	N1-HR07
	Sonipat	N1-HR08
	Yamuna Nagar	N1-HR09

State	City	Code
Himachal Pradesh	Shimla	N1-HP01
	Sirmaur	N1-HP02
	Solan	N1-HP03
Punjab	Amritsar	N1-PB01
	Jalandhar	N1-PB02
	Mohali/Ropar/Fatehgarh Sahib	N1-PB03
	Patiala	N1-PB04
	Sangrur	N1-PB05
Rajasthan	Ajmer	N1-RJ01
	Alwar	N1-RJ02
	Bikaner	N1-RJ03
	Jaipur	N1-RJ04
	Jodhpur	N1-RJ05
	Kota	N1-RJ06
	Sikar	N1-RJ07
	Udaipur	N1-RJ08
Uttarakhand	Dehradun	N2-UL01
	Haldwani	N2-UL02
	Nainital	N2-UL03
	Roorkee	N2-UL04
Uttar Pradesh	Meerut	N1-UP01
	Agra	N2-UP02
	Aligarh	N2-UP03
	Allahabad	N2-UP04
	Barabanki	N2-UP05
	Bareilly	N2-UP06
	Bijnor	N2-UP07
	Faizabad	N2-UP08
	Gorakhpur	N2-UP09
	Jhansi	N2-UP10
	Kanpur	N2-UP11
	Lucknow	N2-UP12
	Mathura	N2-UP13
	Moradabad	N2-UP14
	Muzaffarnagar	N2-UP15
	Najibabad	N2-UP16
	Sitapur	N2-UP17
	Unnao	N2-UP18
	Varanasi	N2-UP19

State	City	Code
Andhra Pradesh	Chittoor	S1-AP01
	Gudur	S1-AP02
	Guntur	S1-AP03
	Kakinada	S1-AP04
	Kurnool	S1-AP05
	Nellore	S1-AP06
	Ongole	S1-AP07
	Rajahmundry	S1-AP08
	Srikakulam	S1-AP09
	Surampalem	S1-AP10
	Tirupati	S1-AP11
	Vijayawada	S1-AP12
	Visakhapatnam	S1-AP13
	Vizianagaram	S1-AP14
Karnataka	Bagalkot	S1-KA01
	Belgaum	S1-KA02
	Bengaluru	S1-KA03
	Chikballapur	S1-KA04
	Mangalore	S1-KA05
	Mysore	S1-KA06
	Tumkur	S1-KA07
Telangana	Hyderabad/ Rangareddy/Medak	S1-TS01
	Karimnagar	S1-TS02
	Khammam	S1-TS03
	Secundrabad	S1-TS04
	Warangal	S1-TS05
Kerala	Alappuzha	S2-KL01
	Ernakulam	S2-KL02
	Kannur	S2-KL03
	Kollam	S2-KL04
	Kottayam	S2-KL05
	Palakkad	S2-KL06
	Thiruvananthapuram	S2-KL07
	Thrissur	S2-KL08
Puducherry	Puducherry	S2-PY01

State	City	Code
Tamilnadu	Chennai	S2-TN01
	Coimbatore	S2-TN02
	Cuddalore	S2-TN03
	Dindigul	S2-TN04
	Erode	S2-TN05
	Kanyakumari	S2-TN06
	Karur	S2-TN07
	Krishnagiri	S2-TN08
	Madurai	S2-TN09
	Namakkal	S2-TN10
	Parambalur	S2-TN11
	Salem	S2-TN12
	Thanjavur	S2-TN13
	Thoothukudi	S2-TN14
	Tiruchirappalli	S2-TN15
	Tirunelveli	S2-TN16
	Tirupur	S2-TN17
	Virudhunagar	S2-TN18
Gujarat	Ahmedabad/ Gandhinagar	W1-GJ01
	Anand	W1-GJ02
	Himmatnagar	W1-GJ03
	Mehsana	W1-GJ04
	Rajkot	W1-GJ05
	Surat	W1-GJ06
	Surat(Bardoli)	W1-GJ07
	Varodara	W1-GJ08
Maharashtra	Amravati	W1-MH01
	Aurangabad	W1-MH02
	Dhule	W1-MH03
	Jalgaon	W1-MH04
	Kolhapur	W1-MH05
	Latur	W1-MH06
	Mumbai/Thane/ Navi Mumbai	W1-MH07
	Nagpur	W1-MH08
	Nanded	W1-MH09
	Pune	W1-MH10
	Ratnagiri	W1-MH11
Chhattisgarh	Bhilai/Durg	W2-CG01
	Raipur	W2-CG02
Madhya Pradesh	Bhopal	W2-MP01
	Gwalior	W2-MP02
	Indore	W2-MP03
	Jabalpur	W2-MP04
	Sagar	W2-MP05
	Satna	W2-MP06
	Ujjain	W2-MP07

8.5 GENERAL INSTRUCTIONS REGARDING APPEARING IN THE EXAMINATION




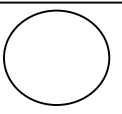
1. Downloadable Admit Cards of all candidates eligible to appear in the examination will be hoisted on website www.aiimsexams.org as per the schedule mentioned under 'IMPORTANT DATES AT A GLANCE'. Candidates are advised to download their Admit Card from above website. **It may please be noted that the Admit Cards will not be sent by Post.**
2. The **Reporting Time** for 1st shift is **7:00 AM** and for 2nd shift is **01:00 PM**.
3. **No candidate will be allowed entry in the examination centre after 8:45 AM in 1st shift and 2:45 PM in 2nd shift.**
4. **CANDIDATES ARE ADVISED TO REACH THE EXAMINATION CENTRE IN TIME AND NOT WAIT TILL THE LAST MINUTE. THERE ARE SEVERAL MANDATORY PRE-EXAMINATION ACTIVITIES SUCH AS BIOMETRIC CAPTURE, ETC. THAT REQUIRE TIME. TO AVOID DELAY IN STARTING THEIR EXAMINATION, CANDIDATES ARE REQUIRED IN THEIR OWN INTEREST TO ENSURE THAT THEY ENTER THE EXAMINATION CENTRE AT LEAST 30 MINUTES BEFORE THE SCHEDULED START OF THE EXAMINATION.**
5. **No candidate will be allowed to leave the examination hall before the end of 3½ hours.**
6. **No candidate will be allowed to enter the Examination Hall without a valid Admit Card and ID proof and one photograph.**
7. Candidates should NOT bring pen/pencil to the Examination Hall. Pen/pencil will be provided by AIIMS at the examination centre for completing examination formalities and rough work (if any) on the back side of Admit Card.
8. **Candidates should not bring wrist watches, cell phone, pager, calculator or any kind of electronic gadgets etc. to the examination hall; these are strictly prohibited. ANY ELECTRONIC ITEM FOUND WITH THE CANDIDATE DURING EXAMINATION, EVEN IF SWITCHED OFF, WILL BE CONSIDERED AS AN ATTEMPT TO USE UNFAIR MEANS AND APPROPRIATE ACTION WILL BE TAKEN.**
9. No candidate should carry any text material, printed or written, bits of papers or any other material except the Admit Card inside the examination hall.
10. If a candidate is found to be copying/conversing with other candidates he/she will be disqualified from taking that examination and the next one or two such examinations according to the nature of offence.
11. Candidates must not obtain or give or attempt to obtain or give irregular assistance of any kind during the examination. This will entail expulsion and cancellation of candidature for the examination.
12. Any attempt to note down questions during the examination will be viewed very seriously, and invite criminal proceedings.
13. Candidates must leave examination hall only after handing over copy of Admit Card to the Invigilator.
14. Change, if any, in the address should be promptly reported to the Institute. The candidates must also ensure that any communication sent at the earlier address is re-directed to him/her.
15. **Any dispute with regard to any matter referred to herein will be subject to the jurisdiction of Delhi Courts alone.**

IMPORTANT

- Download the Admit Card from www.aiimsexams.org.
- Familiarize yourself with directions to reach the centre in advance.
- Reach the Examination Centre well in time.
- Enter the Examination Centre early and DO NOT wait till the last minute.
- You are allowed to carry only the Admit Card, One Photograph and Identity Proof (Aadhar Card/Votter ID/Passport/School ID/12th class Board Admit Card with photograph) only.
- Do not copy anything including questions, during examination.

8.6 SCHEME OF MARKING

- Each correct response will get a score of 1 mark.
- Each incorrect response will get a score of - $\frac{1}{3}$ (minus-one-third).
- No credit will be given for the questions not answered or marked for review (Please see Annexure-5 on Online Examination)

			
CORRECT	WRONG	FOR REVIEW	NOT ANSWERED
+1	- $\frac{1}{3}$	0	0

- The score such obtained will be the Raw Score that will be used to determine Percentage score and percentile [for the purpose of Eligibility using Cut-Offs] and Normalization [for the purpose of determining Merit / Ranking].

IMPORTANT

*If any discrepancy in any question is found in the Entrance Examination, the candidate is advised to write to Sub-Dean (Exam.), AIIMS, New Delhi – 110 608 within 24 hours.
(E-mail: subdeanexamsaiims@hotmail.com)*

8.7 MINIMUM CUT-OFF SCORES

In accordance with decision of the Governing Body, AIIMS, New Delhi dated 26.11.2009 and the past practice adopted by AIIMS, New Delhi, the minimum cut-off necessary in the Entrance Examination to determine eligibility for admission is:

General Category	: 50%
OBC (Non Creamy Layer)	: 45%
SC / ST	: 40%
OPH	: Cut-offs of the respective category

Since the examination will be held in two shifts and a Normalization Procedure will be used (see 8.8); the Percentile score corresponding to the above cut-offs will be used to determine eligibility. In the event of the percentiles for the two shifts being dissimilar / unequal, the lower of the two will be the eligibility cut-off for that category for all candidates (i.e. both shifts).

For example if the 50% marks correspond to a Percentile score of 90 in Shift 1 and to a Percentile score of 88 in shift 2 then all those equal to or above 88 Percentile (Percentile score of 100 to 88) in both shifts will become eligible in General Category. Similar method will be adopted for the other categories to determine eligibility cut-offs.

8.8 NORMALIZATION PROCEDURE

This year, since there would be two shifts, a Normalization Procedure is being adopted as decided by experts based on analysis of past MBBS Entrance Examinations conducted by AIIMS, New Delhi. This will be utilized to decide on the inter-se merit / ranking [used during Counseling for allotment of seats] between those who appeared for the examination.

The normalization procedure that will be adopted is based on PERCENTILES.

Percentile Scores

Percentile scores are scores based on the relative performance of all those who appear for the examination. Basically the marks obtained are transformed into a scale ranging from 100 to 0 for each group (shift) of examinees.

The Percentile Score indicates the percentage of candidates that have scored EQUAL TO OR BELOW (same or lower raw scores) that particular Percentile in that examination. Therefore the topper (highest score) of each group (shift) will get the same Percentile of 100 which is desirable. The marks obtained in between the highest and lowest scores are also converted to appropriate Percentiles.

The Percentile score is the Normalized Score for this examination.

The Percentile Scores will be calculated 7 decimal places to avoid bunching effect and therefore reduce ties.

In this method of scoring the HIGHEST SCORE in each paper (irrespective of the raw scores / percentage obtained) will be the 100 Percentile indicating that 100% of candidates have scores *equal to or lesser than* the the highest scorer/ topper for that shift. For example, in Shift 1 if the highest score is 80% and in Shift 2 the highest score is 82%, **both scores** would be normalized to 100 Percentile for their respective group / shift.

The lowest score would have a percentile depending on the total number of candidates who have taken the examination. Supposing 100000 students have taken the examination in Shift and let the highest score (A) for that group / shift be 160 / 200 (80%) and the lowest score (B) – 3/ 200 (-1.5%). If there is no other candidate who has scores equal to either A or B, then the Percentile Score of A, the top scorer, shall be 100 [because all or 100% of candidates have scored EQUAL TO OR LESS THAN A]. The Percentile Score of B, the lowest scorer, shall be 0.001 since the percentage of candidates with scores EQUAL TO OR BELOW would be 0.001 [(1/100000)*100]. If another candidate (C) had a raw score similar to that of A, then both A and C would have a Percentile Score of 100. Similarly if another candidate (D) had a raw score equal to that of B then both B and D would have a Percentile score of 0.002 [(2/100000)*100]. Ties would therefore have similar Percentiles.

The following is a further explanation of the interpretation of the scores in an examination with 100 candidates.

- If candidate A's Percentile score is 100, it indicates that amongst those who have taken the examination, 100% have scored either EQUAL TO OR LESS THAN the candidate A. It also indicates that no candidate has scored more than candidate A.
- If candidate B's Percentile score is 90, it indicates that 90% of the candidates who have taken the examination have scored either EQUAL TO OR LESS than candidate B. It also indicates that remaining candidates have scored more than candidate B.
- If candidate C's Percentile score is 50, it indicates that 50% of the other candidates who have taken the examination have scored either EQUAL TO OR LESS than candidate C. It also indicates that remaining half of those who took the examination have scored more than candidate C.
- If candidate D's Percentile score is 30, it indicates that 30% of the candidates who have taken the examination have scored either EQUAL TO OR LESS than candidate D. It also indicates that remaining have scored more than candidate D.
- If candidate E's Percentile score is 1, it indicates that none of the candidates who have taken the examination have scored either EQUAL TO OR LESS than candidate E. It also indicates that all remaining candidates who took the examination have scored more than candidate .

8.9 METHOD OF RESOLVING TIES

The overall merit / ranking shall be based on the Percentile scores of the Total Raw Scores.

The method adopted for breaking ties (similar Percentiles) shall be:

1. Biology: Higher Percentile scores in Biology will result in higher ranking
2. Chemistry: If Biology Percentiles do not break the tie, higher Percentile scores in Chemistry will result in higher ranking
3. Physics: If Biology and Chemistry Percentiles do not break the tie, higher Percentile scores in Physics will result in higher ranking
4. Age: If Biology, Chemistry, Physics Percentiles do not break the tie, the candidate elder by age will be ranked higher

8.10 BRIEF DESCRIPTION OF THE STEP-BY-STEP PROCEDURE FOR NORMALIZATION AND OF MERIT / RANKING IN THE AIIMS MBBS ENTRANCE EXAMINATION 2015

1. Distribution of Examinees in two shifts

Applicants would be allotted into two groups randomly such that these groups are approximately equal in number. These two groups would be the First and Second shifts . This will ensure that there is no bias in the distribution of candidates who take the examination.

Further with a large population of examinees spread over the entire country such possibility of a bias becomes remote.

2. Preparation of Results for each Shift

The examination results for **each shift** would be prepared in the form of

Raw Scores

Percentages

Percentiles (**up to 7 decimal places**) **separately** for each of the four subjects (Biology, Physics, Chemistry and General Knowledge) and the Total. *The Percentile of the Total shall **not** be an aggregate or average of the Percentile of individual subjects.*

The following 5 Percentiles would be calculated for each student

Let T, S_1, S_2, S_3, S_4 denote the raw marks obtained in Total, Biology, Chemistry, Physics and General Knowledge:

$$\text{Total Percentile (TP): } 100 \times \frac{\text{No. of candidates from the group with TOTAL MARKS} \leq T}{\text{No. of candidates in the group / shift}}$$

$$\text{Biology Percentile (S1P): } 100 \times \frac{\text{No. of candidates from the group with BIOLOGY} \leq S_1}{\text{No. of candidates in the group / shift}}$$

$$\text{Chemistry Percentile (S2P): } 100 \times \frac{\text{No. of candidates from the group with CHEMISTRY} \leq S_2}{\text{No. of candidates in the group / shift}}$$

$$\text{Physics Percentile (S3P): } 100 \times \frac{\text{No. of candidates from the group with PHYSICS} \leq S_3}{\text{No. of candidates in the group / shift}}$$

$$\text{General Knowledge Percentile (S4P): } 100 \times \frac{\text{No. of candidates from the group with GENERAL KNOWLEDGE} \leq S_4}{\text{No. of candidates in the group / shift}}$$

3. Preparation of Overall Rank / Merit List

The Percentile scores for the Total Marks for both shifts as mentioned above would be merged and arranged so as to derive an overall Merit List / Ranking.

4. Resolving Ties

In case of a tie (identical Total Percentile) the order of deciding higher rank / merit would be: Percentile in Biology, Percentile in Chemistry, Percentile in Physics, Percentile in General Knowledge, elder by age.

Example of a hypothetical scenario in the preparation of Overall Ranking / Merit

1. Assuming there are 100000 candidates in each shift the Hypothetical Ranking would be :

PERCENTILE : SHIFT 1					
ROLL NO	TOTAL	Biology	Chemistry	Physics	General Knowledge
A1015	100.000000	99.9872345	100.000000	100.000000	100.000000
A1020	99.9872385	100.000000	99.9872345	99.8957721	99.9872365
A1050	99.9872345	100.000000	99.9872345	99.8956720	99.9872345
↓	↓	↓	↓	↓	↓
↓	↓	↓	↓	↓	↓
A1001	0.001000	0.001000	0.001000	0.001000	0.001000


The Percentiles in Shift 1 is calculated separately for the Total marks and the four subjects. The Percentile for the Total is NOT the aggregate nor the average of the Percentiles of each subject

2. A similar Table has been prepared for Shift 2.

PERCENTILES : SHIFT 2					
ROLL NO	TOTAL	Biology	Chemistry	Physics	General Knowledge
B2050	100.0000000	99.9872340	100.0000000	99.9872345	100.0000000
B2035	100.0000000	100.0000000	99.9872345	99.8956721	99.9872345
B2020	99.9872355	100.0000000	99.9872345	99.8956721	99.9872345
↓ ↓ ↓ ↓ ↓ ↓					
B2041	0.0010000	0.0010000	0.0010000	0.0010001	0.0010000

3. The next step would be to merge the results of both shifts using the Percentiles of Total for ranking.

ROLL NO	TOTAL
A1015	100.0000000
B2050	100.0000000
B2035	100.0000000
B2020	99.9872355
A1020	99.9872345
A1050	99.9872345
A1001	0.0010000
B2041	0.0010000


 Ties

4. Please note that there are some candidates with same Percentile Scores (Ties). In the next step the ties would be resolved with the sequential application of Percentile Scores of Biology, Chemistry, Physics and the Date of Birth (age) as mentioned earlier.

The Final Ranking /Merit would be prepared after using resolving ties:.

ROLL NO	TOTAL PERCENTILE	Biology Percentile	Chemistry Percentile	Physics Percentile	Age	REMARKS
A1015	100.000000	99.9872345				BIOLOGY Percentile of B2035 > B2050 > A1015
B2050	100.000000	99.9872340				
B2035	100.000000	100.000000				
B2020	99.9872355					
A1020	99.9872345	100.000000	99.9872345	99.8957721		PHYSICS Percentile of A1020 > A1050
A1050	99.9872345	100.000000	99.9872345	99.8956720		
I	I	I	I	I		I
↓	↓	↓	↓	↓		↓
A1001	0.0010000	0.0010000	0.0010000	0.0010000		PHYSICS Percentile of B2041 > A1001
B2041	0.0010000	0.0010000	0.0010000	0.0010001		

4. The Final Ranking / Merit:

RANK	ROLL NO
01	B2035
02	B2050
03	A1015
04	B2020
05	A1020
06	A1050
I	I
↓	↓
199999	B2041
200000	A1001

5. It may be noted that for the purpose of Counseling and subsequent admission to any of the AIIMS, the candidate is required to obtain the minimum qualifying criteria as described under 8.7 on page 13.

SUMMARY OF EXAMINATION PATTERN

(Please see the text for details and explanations)

01	Mode of Examination	Computer Based Test (CBT) [Online]
02	Duration of Examination	3½ hours (Three hours and thirty minutes)
03	Date of Examination	Monday, 01 June 2015
04	Number of Shifts	02 (Two)
05	Timing of Examination	First Shift : 09.00 AM to 12.30 PM Second Shift : 03.00 PM to 06.30 PM
06	Allocation of shift	Random
07	Location of Examination Centres	Tentatively 154 cities in India
08	Language of Paper	English / Hindi
09	Type of Examination	Objective Type
10	Number of Questions	One Paper of 200 (Two hundred)
11	Type of Objective Questions	Multiple Choice Questions (MCQs) Reason Assertion
12	Distribution of Questions	Physics : 60 Chemistry: 60 Biology (Botany & Zoology) : 60 General Knowledge : 20
13	Distribution of Type of Questions	MCQs 140 Reason Assertion: 60* [*All subjects except General Knowledge]
14	Marking Scheme	Correct Answer : One mark (+)1 Incorrect Answer: Minus one-third (-)1/3 Unanswered / Marked for Review : 0
15	Method of Cut-Off	Percentile corresponding to following Percentages : General 50%, OBC (Non-Creamy Layer) 45%, SC /ST 40%. In case percentile of both shifts are unequal the lower percentile of both shifts shall be the cut off. (details on page 11)
16	Method of determining merit	Overall merit by merging of Percentiles of Total scores of both shifts [First & Second shifts]
17	Method of resolving ties	In the following order: Percentile in Biology Percentile Chemistry Percentile in Physics Seniority by age

9.1 MERIT LIST

Based on the result of the Competitive Entrance Examination, merit lists will be prepared as below based on Percentile Scores:

- (a) **Common Merit list:** Subject to the Govt. of India, DOPT. O.M.No. 36011/1/98. Estt. (Res), Dated 1st July 1998, it is clarified that only such SC/ST/OBC candidates who are selected on the same standard as applied to general candidates shall not be adjusted against reserved vacancies. In other words, when a relaxed standard is applied in selecting an SC/ST/OBC candidates, for example in the age-limit, experience, qualification, permitted number of chances in written examination, extended zone of consideration larger than what is provided for General category candidates etc. the SC/ST/OBC candidates are to be counted against reserved vacancies. Such candidates would be deemed as unavailable for consideration against the unreserved vacancies. Therefore the reserved candidate will be considered on General Seat only if no relaxation of the eligibility level (i.e. % of marks) and at cut-off level in MBBS Entrance Examination is given.
- (b) **Scheduled Caste candidates list**
- (c) **Scheduled Tribe candidates list**
- (d) **Other Backward Classes candidates list**

The Counseling for allocation of all seven AIIMS for admission to MBBS course will be held at **AIIMS, New Delhi**. Details of the schedule will be intimated in the counseling letters which will be uploaded on website www.aiimsexams.org

In each category i.e. UR, OBC, SC & ST, the total no. of candidate to be called for counseling will be 4 times the no. of seats available in each category.

All reserved category candidates who qualify in the open (general) merit list (4 times of the open category seats i.e. up to rank number 1348) shall necessarily attend the counseling for open category seats. If he/she is not present or if present, fails to or refuses to take a seat in open category, he/she shall not be allowed for attending the counseling for reserved seats. Those candidates from reserved category, who qualify & are allotted seats in open merit and wish to change his/her choice of institute under respective reserved category, will be required to participate in counseling for seats in these categories.

9.2 COUNSELLING OVERVIEW

Those called for counseling have to report at venue site at the time on the date as stated in the Call Letter along with the following documents/certificates in **original** :

- I. Admit Card
- II. Call Letter issued by AIIMS, New Delhi.
- III. Proof of Date of Birth – Matriculation/High School Certificate, Birth Certificate issued by local Municipal Corporation office indicating name and date of birth of the candidate.
- IV. Certificate/Mark sheet from the Board from which the candidate passed the 10+2 or equivalent examination and secured 60% marks (for UR and OBC candidates) or above in aggregate in the subjects of English, Physics, Chemistry (Organic & Inorganic) and Biology (Botany & Zoology). In case of Scheduled Caste/Scheduled Tribe candidates, candidates should have secured 50% marks or above in aggregate in the subjects of English, Physics, Chemistry (Organic & Inorganic) and Biology (Botany & Zoology).
- V. Migration certificate from the University/Board last attended the candidate.
- VI. Certificate from the prescribed authority on the prescribed form as appended in the *Prospectus showing that candidates belong to SC/ST/OBC/OPH category (applicable only*

If you have claimed in application that belong to a SC/ST/OBC/OPH category) (***OBC certificate should be valid for central government jobs/Central Govt. Institutions only, otherwise claim for OBC reservation will not be considered**).

VII. Current passport size photograph (front pose) 6 copies.

VIII **One set of self attested copies of all the certificates.**

It is mandatory for all candidates to be physically present i.e in person for counseling on the day as given above. No request for authorized representative on behalf of candidate will be entertained. If a candidate fails to come for counseling in person, she/he will be marked absent and her/his candidature will stand cancelled.

9.3 COUNSELING PROCESS

The following process will be adopted for counseling for all 7 AIIMS.

- a. In the counseling process, the seats to be filled by open (UR) competition would be filled up first, wherein the candidates would be called for counseling based on merit alone irrespective of whether they belong to UR, SC, ST or OBC.
- b. Next, reservation categories like SC/ST/OBC candidates will be counseled to fill up the seats earmarked for them in their respective categories. During this process, if a candidate belonging to SC/ST/OBC who had taken admission under open competition, opts for other institution of his/her choice for which he or she would be eligible as per the rules of reservation, the seat vacated by him or her in open (UR) competition shall be filled with a candidate from the same reservation category only, in order of merit.

Note:

All reserved category candidates who qualify in the open (general) merit list (i.e. 4 times of the open category seats) shall necessarily attend the counseling for open category seats and shall exercise his/her option and then if, he/she desires to opt for a different institution in his/her respective reserved category, he/she may attend the counseling meant for that reserved category.

Provided

- a. *If he/she is not present or if present, fails to or refuses to take a seat in open category, he/she shall not be allowed for attending the counseling for reserved seats.*
- b. *He/she cannot opt for institution under reservation, if he/she had already opted the same institution in open category.*

9.3.1 In the counseling process, the seats to be filled by open (UR) competition would be filled up first, wherein the candidates should be called for counseling strictly by merit alone till the last unreserved seat is filled, irrespective of whether they belong to UR, SC, ST or OBC.

9.3.2 The counseling for reserved category seat (which will also be strictly by merit) would commence only after filling up of all the unreserved seats (i.e. open category seats).

9.3.3 If a meritorious reserved candidate belonging to SC/ST/OBC category, who has taken an unreserved seat in any institution after attending the open merit counseling, subsequently exercises his/her option to join a different institute in the reserved category counseling, the seat so vacated by this candidate would be available to next meritorious candidate belonging to that particular reserved category only. In other words If SC/ST/OBC candidate gets a seat in any institution under the unreserved category and if he/she opts different institution under reserved category of his/her choice the resultant vacated unreserved seat shall be allotted to same category candidate in order of merit. i.e. The vacated seat of meritorious reserved category

would be immediately added to the seats available under that reserved category in the institute he/she had opted during counseling for UR seat.

Note : For example - if a SC meritorious candidate who has initially opted a X institution from open category, vacates a seat in open category because he wants to take Y institution from reserved category during his counseling in reserved category, the same seat (i.e. UR seat of X institute) which is vacated by him/her shall be made available to the next SC candidate in order of merit.

9.3.4. For allocation of seats, candidates are required to be present in person. Candidates will exercise their choice of the Institute when called during the counseling as per their rank in respective category. Choice thus made will be final.

9.3.5. The following are the allocated seats in various AIIMS for Indian Nationals

Name of Institution	Total seats	UR	OBC	SC	ST
AIIMS, New Delhi	72	37	19	11	5
AIIMS, Bhopal	100	50	27	15	8
AIIMS, Bhubaneswar	100	50	27	15	8
AIIMS, Jodhpur	100	50	27	15	8
AIIMS, Patna	100	50	27	15	8
AIIMS, Raipur	100	50	27	15	8
AIIMS, Rishikesh	100	50	27	15	8
TOTAL	672	337	181	101	53

***3% OPH reservation as per rules will be provided in each institute.**

9.3.6. Those candidates who opt for AIIMS, New Delhi and are allotted seat in AIIMS, New Delhi, will be required to report at 9:00 AM on 10th & 11th July, 2015 for medical Academic and admission formalities. These students are required to report for orientation program which will commence on 16th July 2015 and joining on this date is mandatory for all. They will also have to attend orientation programme from 3rd to 11th August, 2015.

9.3.7. Those selected for AIIMS Bhopal, Bhubaneswar, Jodhpur, Patna, Raipur, and Rishikesh would be guided by the help desk counter of respective AIIMS at the venue of counseling (i.e. Jawaharlal Auditorium, AIIMS, New Delhi). The help desk will provide the details of the admission process in their respective AIIMS.

9.3.8. In case during the **open selection**, if any ST seat remains vacant (after calling all eligible candidates of ST category) then these vacant seats will be transferred to SC category and vice versa. Any SC/ST seats which remains vacant (after calling all eligible candidates of SC/ST category) shall be made available to the general category. Similarly, in case the OBC seats remains vacant after calling all eligible OBC candidates, then these vacant seats shall be made available to the general category candidates.

9.3.9. Inter se merit of two or more candidates in the same category obtaining equal total Percentile Scores in the competitive Entrance Examination will be determined in order of:

- (a) Candidates obtaining higher in **Biology** in the Entrance Examination.
- (b) Candidates obtaining higher in **Chemistry** in the Entrance Examination.
- (c) Candidates obtaining higher in **Physics** in the Entrance Examination.
- (d) Candidates **older** in age to be preferred.

For detailed explanation refer to section 8.

10.0

DECLARATION OF RESULTS

10.1 The list of candidates who qualify for counseling to the M.B.B.S. course would be declared tentatively by **18th June, 2015**. Roll numbers of candidates who qualify for admission will be displayed on notice board of Examination Section, AIIMS. The result will also be available on AIIMS website www.aiimsexams.org.

10.2 The Institute will not intimate individual unsuccessful candidates regarding the result of Entrance Test. No correspondence in this regard will be entertained. However, the marks/ Percentile Scores of individual candidate will be made available on AIIMS Website www.aiimsexams.org after completion of the admission process.

10.3 **Requests for re-evaluation/re-checking will not be entertained under any circumstances.**

10.4 Selected candidates are required to report to the respective AIIMS to undergo **medical Examination** by a Medical Board consisting of Faculty Members set up by the respective Institute. *If, in the assessment of the Medical Board, a candidate is found medically unfit to the course, then he/she will be not admitted and the decision of the Medical Board shall be final.*

20

11.0

ANTIRAGGING MEASURES

11.1 SUPREME COURT RULES REGARDING ANTI RAGGING

As per direction of the Hon'ble Supreme Court of India, the Government has banned ragging completely in any form inside and outside the campus and all the AIIMS authorities are determined not to allow any form of ragging. Whosoever directly or indirectly commits, participates in, abets or instigates ragging within or outside any of the AIIMS shall have an FIR lodged against him/her and he/she will be suspended or rusticated from the institution and shall also be liable to be fined which may extend to Rs. 10,000/-. In case the applicant for admission is found to have indulged in ragging in the past or if it is noticed later that he/she has indulged in ragging, admission can be refused or he/she shall be expelled from the educational institution. The punishment may also include, suspension from attending the classes, withholding/ withdrawing fellowship/ scholarship and other financial benefits or withholding the result.

11.2 ANTI RAGGING REGISTRATION

Selected candidates shall register himself/herself in the website www.antiragging.in / www.amanmovement.org and take a print out and submit the self-attested printout to Academic Section with 7 days.

12.1 GENERAL

Admitted candidates must join classes on **1st August, 2015 (16th July, 2015 for AIIMS, New Delhi)**. The admission of the candidates, who fail to join the Course by the date stipulated in the letter of intimation, shall automatically be cancelled and such seats shall then be offered to the candidates on the waiting list in order of merit in the same category.

Normally no candidate, Indian or Foreign, will be admitted to the MBBS course beyond 30th September of the year of the admission. No candidate except foreign nationals will be admitted under any circumstances beyond 30th September of the year of admission. The candidates who are admitted after 30th September will be eligible for appearing in the First Professional Examination only with the next batch of students.

Candidates selected for admission to the MBBS course at the AIIMS after verification of their eligibility and offered admission should bring the following original certificates/testimonials/documents at the time of admission:

- I. Certificate of having passed the 10+2 or equivalent Examinations, showing the subject offered by him/her in the Examination
- II. Certificate from the Board from which he/she passed the High School/Higher Secondary Examination, showing his/her date of birth.
- III. Certificate/Mark sheet from the Board from which he/she passed the 10+2 or equivalent Examination showing that he/she has secured 60% or more marks (50% in case of SC/ST/Orthopaedic Physically handicapped candidates) in aggregate in English, Physics, Chemistry and Biology.
- IV. Migration Certificate from the University/Board last attended by him/her.
- V. *Applicable only to candidate belonging to Scheduled Caste/Tribe/OBC/OPH Category:*
 - a. *SC/ST Certificate issued by the competent authority. Community should be clearly mentioned in the certificate.*
 - b. *OBC Certificate issued by the competent authority. The sub-caste should tally with the **central list** of OBC. OBC candidates should not belong to Creamy layer. OBC certificate must be in the prescribed format.*
 - c. *Certificate from prescribed authority showing that he/she belongs to Orthopaedic Physically Handicapped Category.*

12.2 FEES & OTHER PAYMENTS**A. Indian Nationals:**

The dues are to be paid in cash immediately, after you have been declared medically fit in the Medical Board of the Institute as per details given below:

Sl No.	Academic & Other Fees	Amount in `	Hostel & Other Fees	Amount in `
1	Registration Fee	25.00	Hostel Rent*	990.00
2	Caution Money	100.00	Gymkhana Fee	220.00
3	Tuition Fee	1350.00	Pot Fund	1320.00
4	Laboratory Fee	90.00	Electricity Charges	198.00
5	Student Union Fee	63.00	Mess Security (Refundable)	500.00
6			Hostel Security (Refundable)	1000.00
	Total	1628.00	Total	4228.00

ABOVE FEES ARE SUBJECT TO REVISION

***Hostel accommodation will be provided subject to availability**

The above payment is to be made in Cash. Please Note that Cheques, Drafts, Money Orders etc. will not be accepted in any case, Extension of date for payment of dues will not be permitted in any case.

B. Foreign Nationals:

Tuition fees of US \$ 75,000/-(divided in 3 equal installments for pre-clinical phase, para clinical phase and clinical phase of MBBS course) will be charged from the foreign national students admitted to MBBS course at AIIMS.

12.3 SEMESTERS

First Semester: 1st August to 13th December (16th July to 13th December for AIIMS New Delhi)

Second Semester: 1st January to 15th July

M.B.B.S. students in the pre-clinical course shall avail of full winter vacation from 14th December to 31st December and summer vacation from 16th July to 15th August. In para-clinical and clinical courses, students shall avail of only one half of the vacation. i.e. halves of winter vacation from **14th December to 31st December and summer vacation from 16th May to 15th July.**

12.4 ATTENDANCE

Attendance to MBBS course is compulsory.

Every MBBS student must obtain 75% attendance in aggregate with a minimum of 65% in each of the subjects before they are permitted in the 1st, 2nd and Final Professional Examinations.

Those students who obtain 70% attendance will be permitted in the professional Examinations with the permission of Dean/Director. Such cases will be considered on the merit of each case.

Students who obtain the permission to participate in the various Inter-Medical College/Inter Institutional festivals outside the AIIMS and those who participate /organize the PULSE programme at AIIMS will be considered for some relaxation in the attendance. (Authority Academic Committee meeting held on 17/6/2005 and approved by Governing Body on 5/7/2005)

Any student with attendance less than 70% in aggregate and 65% in each of the subject will NOT BE PERMITTED IN THE 1st, 2nd & final Professional Examination.

12.5 EXAMINATIONS IN FIRST MBBS

The Schedule of semester Examinations in the First Professional MBBS is as under:

Semester Examinations	Dates
First Mid Semester	October Examination is generally started by 10 th of the month and it takes about 8-10 days time
First End Semester	December Examination generally starts in the first week of December to be finished by 13 th December and it usually takes about 8-10 days time
Second End Semester	March Examination generally begins by 10 th of the month and it usually takes about 8-10 days time
First MBBS Professional Examination	July Examination is generally held in the first and second weeks of July
First MBBS Supplementary Examination	November Examination is generally held in the second weeks of November

12.6 ATTEMPTS

If a student does not qualify/pass MBBS 1st Professional Examination in 3 attempts (regular & supplementary) and 2nd Professional Examination/3rd Professional Examination in 4 attempts i.e. 2 regular plus 2 supplementary Examinations (for all subjects) for each phase then the name of such students will be struck off from the rolls of the Institute. However, in case such rules are modified at any time the appropriate rules shall apply.

12.7 WEIGHTAGE FOR INTERNAL MARKS

First MBBS students who do not clear the First MBBS Professional Examination will be allowed to take the supplementary Examination only if they have 40% marks in their internal assessment in each subject independently in theory and practical components. Once they are found eligible for the supplementary exam, 25% of weightage will be carried forward from internal assessment and 75% will be allotted to the Supplementary Examination.

In case internal assessment is less than 40% the student will not be allowed to sit in the Supplementary Examination and will be made to repeat the 1st year but this non-appearance will not be counted as an attempt. The same weightage of marks will be applicable when they appear for the exam in the next year.

12.8 COMPULSORY ROTATORY INTERNSHIP TRAINING

After passing the Final M.B.B.S. Examination, all the candidates will be required to do compulsory internship for a period of one calendar year (12 months) in the hospital and rural health centers recognized by the AIIMS. During the internship period, the interns are allowed a total of 15 days leave in full term of one year.

The degree of M.B.B.S. shall be awarded after satisfactory completion of one year's internship.



Code	States & Union Territory
01	Andhra Pradesh
02	Arunachal Pradesh
03	Assam
04	Bihar
05	Chhattisgarh
06	Delhi
07	Gujarat
08	Goa
09	Haryana
10	Himachal Pradesh
11	Jammu & Kashmir
12	Jharkhand
13	Karnataka
14	Kerala
15	Madhya Pradesh
16	Maharashtra
17	Manipur
18	Meghalaya

States & Union Territory	Code
Mizoram	19
Nagaland	20
Orissa	21
Punjab	22
Rajasthan	23
Sikkim	24
Tamil Nadu	25
Telangana	26
Tripura	27
Uttar Pradesh	28
Uttarakhand	29
West Bengal	30
Andaman & Nicobar	31
Chandigarh	32
Dadra & Nagar Haveli	33
Daman & Diu	34
Lakshadweep	35
Puducherry	36

USER'S MANUAL 2015

[Important Instructions for Applicants Filling M.B.B.S-2015 Online Registration Form]

- Open the Website of All India Institute of Medical Sciences.
- The URL of the website is <http://www.aiimsexam.org>.
- The home page shown below should appear on the screen

Home Admin Contact Us

Entrance Examination- 2012 Helpline No. 1860-1801815
Online Support

All India Institute of Medical Sciences
Tel: 81-11-26588500, 91-11-26588700, 91-11-26589900
Fax: 91-11-26588663, 91-11-26588641

Keydates Prospectus Archive

Notifications

IMPORTANT NOTICE-Postponement of Declaration of Result of AIPGMEE-2012
Read more

Stage -I Result for Recruitment to the post of Technician (Radiology) Grade-II , on the basis of Written Test held on 04-02-2012
Read more

Result PhD Entrance Examination Jan 2012 Session (Stage-I)
Read more

Senior Residents/Senior Demonstrators Jan 2012, STAGE-I Written Test Result, held on 15 Jan 2012
Read more

List of candidates who secured 50% or more marks in AIIMS-PG (MD/MS/MCh (8 Years) Entrance Examination, January 2012 Session
Read More

IMPORTANT NOTICE- SR/SD JANUARY, 2012 (Exam Date-15th JAN, 2012)
Read More

IMPORTANT NOTICE FOR AIPGMEE-2012 CANDIDATES
Read More

Registration / Login

Choose your desired course and then click on the "go" button to proceed further or to register.

--Select your course-- GO

Downloads

- ◆ PhD Jan 2012 Entrance Exam Admit Card
- ◆ SR/SD ADMIT CARD JAN 2012
- ◆ Admit Cards AIPGMEE-2012- MD/MS/Diploma Courses
- ◆ Admit Cards AIPGMEE-2012-MDS Courses

Welcome

All-India Institute of Medical Sciences was established as an institution of national importance by an Act of Parliament with the objects to develop patterns of teaching in Undergraduate and Post-graduate Medical Education in all its branches; so as to demonstrate a high standard of Medical Education in India, to bring together in one place educational facilities.

Read more

Announcements

- ◆ Form will be Live from 17/12/2011 till 5thJan/2012 5:00 PM
- ◆ NOTE:-Candidates of SR/SD Jan 2012 are not required to send any document to AIIMS. The candidates will be required to produce original certificates in support of qualifications obtained/category shown in Registration Slip at the time of interview as per eligibility condition as laid down in advertisement, failing which the candidates will not be allowed for interview and no correspondence in this regards will be entertained.

Copyright © All India Institute of Medical Sciences, New Delhi. All rights Reserved.

A2.1 OPENING PAGE FOR REGISTRATION

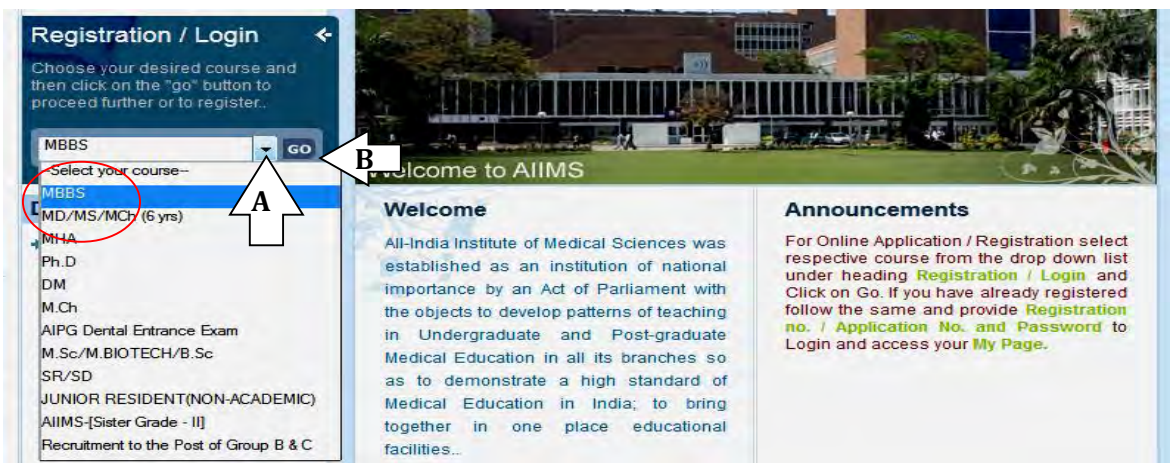
After opening the website, the next step is Registration

Using the **Registration/Login** an Applicant can navigate to the desired section of the site. If an Applicant is accessing the website for the first time then register yourself in <http://www.aiimsexam.org>.



Registration/Login

- Select your course in the **Registration/Login** section.
- Click, Go button in the **Registration/Login** section.



Login Page is shown below, if you are a **New Applicant**, click on the **Proceed** button on New Registration Section. This will direct the New Registrant to the **Application Form** page.



If you have already applied then enter your Application No and Password, which is already sent through SMS and Email at the time of registration and click **Login** button.

Applicant must ensure that their mobile number is not registered with DND (Do Not Disturb) service. Applicant must check his/her E- mail Inbox, Junk mail & Spam) after registration.

A2.2 GUIDELINES PAGE

On clicking on New Registration the applicant will be directed to the Guidelines page. All applicants are advised to read the guidelines and instructions carefully

Entrance Examination - 2014
Helpline No.: 8510010247, 9582949110
Online Support

1 Registration 2 Upload Images 3 Payment Slip 4 Fee Payment 5 Registration Slip

GUIDELINES - (MBBS)

1. All Five Steps of Application Form Process should be completed before closing date as per the Advertisement. To avoid last day rush and disappointment it is advisable to complete your online form well before closing date. Incomplete application/registration will be rejected automatically without any intimation.
2. **Read carefully Advertisement, Prospectus, Help Manual before start filling up the Online Application Form.**
3. Before you proceed to register yourself for entrance examination you must ensure that you have read and understood the eligibility criteria for each course for which you intend to take the entrance examination. If you meet the eligibility then only fill this Online form as your form rejected at any stage due to ineligibility.
4. You should ready with softcopy of your Photo and signature as per the AIIMS instructions
5. You should fill your correct basic and academic details like Name, DOB, Address, Category, Contact No., and course etc. subsequently.
6. **Choose your password between 6-10 characters. Please remember your password and don't share with others.**
7. Before final submission of online Application form, read the declaration carefully and give your consent on it. You are required to upload a recently taken scanned photograph and signature in JPG format. The digital size of the photo file must be less than 100 KB and the digital size of the signature file must be less than 100KB, failing which you will not be able to complete your application. **So, you must check your information details carefully before final submission of your application form. Information once submitted will be treated as final and no request related to correction/changes will be entertained after closing date.**
8. No written acknowledgement will be issued for the receipt of the application. However, the candidate can verify application status on <http://aimsexams.org> after submission. If you see any discrepancy, call us on Phone No. 1860-180-1815.
9. After filling of Online Application Form, a **My Page** will be generated for each and every candidate bearing his entire information as filled by him along with a Unique Application Number which the candidate can use in future correspondence. The **My Page** will provide Due Steps(should be completed before closing date), Application/Registration Status/Admit Card/Results etc. for the candidate.
10. Applicant need to click on **Pay through SBI Bank Challan** link to generate **Bank Challan** from **My Status** section on **My Page** and deposit the registration fee at nearest SBI Branch. Challan can be deposited minimum one day after generation of challan.
11. An Applicant can take print of **Registration Slip** once his/her payment approved by Bank. Click on **Print Registration Slip** link to take print from My Status section on My Page. Taking print of **Registration Slip** is essential.
12. Applicant need not send hardcopy to Exam Section, AIIMS. Always keep safely with yourself **Registration Slip** and Candidate copy of Challan Form for future references.
13. After 1st Step of your registration you will get SMS and Email intimating you about your login details. After making payment in SBI bank you will again receive SMS and Email after minimum one day (if not received the SMS/Email after one day then call helpline). After second SMS and Email, login to relevant AIIMS Online form and print your **Registration Slip** from your "My Page".

[Proceed](#)

Copyright © All India Institute of Medical Sciences, New Delhi. All rights Reserved.

Click on the **Proceed** button once the guidelines and instructions have been read

A2.3 APPLICATION FORM

All New Registrants, on clicking the “Proceed” button will be directed to the following page The Application Form is to be filled. All starred items are mandatory

APPLICATION FORM Fields mentioned with * sign are mandatory

Candidate is required to press the “Save & Proceed” button after filling his complete Registration detail for the completion of first step of Registration process.

Course Applying:*

Applicant's Name:*

Father's Name:*

Gender:* Male Female

Orthopaedic Physically Handicapped:* Yes No

Date of Birth:*

Mother's Name:*

Category:*

Nationality* Indian Others

State of Domicile(See Appendix-1 of the prospectus):*

Language in which Question paper is desired:* Hindi English

Address Details

Mailing Address

Address:*

State:*

City:*

Pin Code:

Permanent Address

Address:*

State:*

City:*

Pin Code:

[\(Click here if Permanent Address is same as filled Mailing Address\)](#)

Contact Details

Telephone No.: -

Mobile No. :*

Fax No.: -

Login Details

Please remember or do make a note of your login details as you may require this for future communications.

Email ID*

Password* (Password length should be 6 to 10 characters long)

Confirm Password*

DECLARATION Kindly Check & agree with the declaration mentioned below before submitting Registration Form.

I agree to abide by the rules and regulations governing this examination and as contained in the prospectus.

UNDERTAKING/DECLARATION: I solemnly affirm that the information furnished above is true and correct in all respects. I have not concealed any information. I realise that if any information furnished herein is found to be incorrect or untrue; I shall be liable to civil/criminal prosecution and also forgo my claim to the seat in the institute. Further, I affirm that no proceedings in respect of any civil/criminal offence alleged to have been committed by me are pending before any criminal court in India. I agree to abide by the rules and regulations governing this examination and as contained in the prospectus.

[Save & Proceed](#)

After the required information is filled, kindly check the undertaking / declaration and click on **Save & Proceed** button.

A **Confirmation Form** will next appear

A2.4 APPLICATION CONFIRMATION

After clicking on **Save & Proceed** button, a confirmation page will appear

This should be used to re-check the details entered by the applicant.

To confirm your details click on **Save & Proceed** button otherwise click on **Edit** button to edit the details.

CONFIRMATION FORM

Candidate is requested to check his complete Registration detail and press the "Save & Proceed" button again for the completion of first step of Registration process.
If there is some mistake, then kindly press the "Edit" button given below to "Edit or correct" your current details"

Applicant's Name:	VIKASH KUMAR		
Father's Name:	S PRASAD		
Mother's Name:	M DEVI		
Date of Birth:	05/02/1984 (DD/MM/YYYY)	Gender:	Male
Category:	04 - OBC(Creamy Layer)	Orthopaedic Physically Status:	No
Nationality:	Indian	State of Domicile:	04 - Bihar
Prefered Language:	English		

Address Details

Mailing Address

Address:	H-25A, Ground Floor, Shakarpur		
State:	06 - Delhi		
City:	Delhi		
Pin Code:	110092		

Permanent Address

Address:	H-25A, Ground Floor, Shakarpur		
State:	06 - Delhi		
City:	Delhi		
Pin Code:	110092		

Contact Details

Telephone No.:	-	Fax No.:	-
Mobile No.:	9711253396	Email ID :	vikkumarash@gmail.com

[▶ Edit](#) [▶ Save & Proceed](#)

In case there is an error while filling the form or some entry is required to be changed click on the **"Edit"** button that would redirect to the **Application Form** page.

If the details filled-in are confirmed clicking on the **"Save and Proceed"** button, will finalize the Application form and applicants will receive an SMS and an email indicating the Application Number and password along with the status of application.

A2.5 EDITING APPLICATION

The Edit button redirects the Confirmation page to the Application Form for correction of wrongly entered entries by applicants.

APPLICATION FORM Fields mentioned with * sign are mandatory

Candidate is required to press the "Save & Proceed" button after filling his complete Registration detail for the completion of first step of Registration process.

Course Applying.*	<input type="text" value="MBBS"/>	Date of Birth.*	<input type="text" value="05/02/1984"/>
Applicant's Name.*	<input type="text" value="VIKASH KUMAR"/>	Mother's Name.*	<input type="text" value="M DEVI"/>
Father's Name.*	<input type="text" value="S PRASAD"/>	Category.*	<input type="text" value="04 - OBC(Creamy Layer)"/>
Gender.*	<input checked="" type="radio"/> Male <input type="radio"/> Female	Nationality.*	<input checked="" type="radio"/> Indian <input type="radio"/> Others
Orthopaedic Physically Handicapped.*	<input type="radio"/> Yes <input checked="" type="radio"/> No	State of Domicile(See Appendix-1 of the prospectus).*	<input type="text" value="04 - Bihar"/>
Language in which Question paper is desired.*	<input type="radio"/> Hindi <input checked="" type="radio"/> English		

Address Details

Mailing Address	Permanent Address
Address.*	Address.*
<input type="text" value="H-25A, Ground Floor, Shakarpur"/>	<input type="text" value="H-25A, Ground Floor, Shakarpur"/>
State.*	State.*
<input type="text" value="06 - Delhi"/>	<input type="text" value="06 - Delhi"/>
City.*	City.*
<input type="text" value="Delhi"/>	<input type="text" value="Delhi"/>
Pin Code :	Pin Code :
<input type="text" value="110092"/>	<input type="text" value="110092"/>

(Click here if Permanent Address is same as filled Mailing Address)

Contact Details

Telephone No.:	<input type="text"/>	Fax No.:	<input type="text"/>
Mobile No.:	<input type="text" value="9711253396"/>		

Login Details

Please remember or do make a note of your login details as you may require this for future communications.

Email ID.*	<input type="text" value="vikkumarash@gmail.com"/>
Password.*	<input type="password" value="*****"/>
Confirm Password.*	<input type="password" value="*****"/>

(Password length should be 6 to 10 characters long)

DECLARATION * Kindly Check & agree with the declaration mentioned below before submitting Registration Form.

I agree to abide by the rules and regulations governing this examination and as contained in the prospectus.

UNDERTAKING/DECLARATION: I solemnly affirm that the information furnished above is true and correct in all respects. I have not concealed any information. I realise that if any information furnished herein is found to be incorrect or untrue; I shall be liable to civil/criminal prosecution and also forgo my claim to the seat in the institute. Further, I affirm that no proceedings in respect of any civil/criminal offence alleged to have been committed by me are pending before any criminal court in India. I agree to abide by the rules and regulations governing this examination and as contained in the prospectus.

Save & Proceed

On clicking the "Save and Proceed" button the Confirmation Form would appear.

If the details filled-in are confirmed clicking on the "Save and Proceed" button, will finalize the Application form and applicants will receive an SMS and an email indicating the Application Number and password along with the status of application.

A2.6 UPLOADING IMAGES

Please see Appendix A3 for requirements related to images

Applicants need to upload their latest Photograph and Signature and left thumb impression

If Applicant does not have Photograph / Signature / Thumb impression at the time of **Registration** just click on **Skip** button

Applicant can upload Photograph, Signature and Left Thumb impression from **My Page**.

Upload Images For any help regarding uploading of files - [View Demo](#)

Upload Photo Upload Signature

Vikash Kumar
01.02.2012

Browse... Browse...

[Skip](#) [Save & Proceed](#)

Preview of Candidate Photo and Signature must be clearly visible to candidate
If the photo/signature image is small or not visible in preview on website online then it is likely that the photo/signature is not as per the AIIMS prescribe format and the application will be rejected. All applicants are required to be careful while uploading photo and signature.



CROPPING IMAGES

If Applicants have scanned image of Photo and Signature that need to be cropped the following steps may be helpful:

1. Scan the image of Photograph and Signature
2. On uploading provision for cropping exist as in the same page
3. For Photograph/ Signature :
Open the file in **MS-Paint**
Select **Photo** and press **Ctrl+c** or **Copy** from **Edit** menu,
Paste the copy image to new window of MS-Paint
Save it in **jpg** format

A2.7 ALREADY REGISTERED APPLICANTS

If already registered, applicants are required to enter **Application No** and **Password**

New Registration !!
If you have not registered yet, then kindly register first by clicking the "Proceed" button given below.. !!

Applicant Login
If you have already registered, then kindly enter Application No. & Password.

Application No.: 1011000016
Password: ●●●●●●

[Proceed](#) [Login](#) [Reset](#)

If the details provided are correct & matches with registered record then **My Page** will open

1 Registration Incomplete **2** Upload Images Done **3** Payment Slip In Process... **4** Fee Payment Not Done **5** Registration Slip Not Done

General Details (MBBS) [Edit Details](#)

Application No.: 1011000016
Applicant's Name: VIKASH KUMAR
Father's Name: S PRASAD
Mother's Name: M DEVI
Date of Birth: 05 Feb 1984 Gender: Male
Category: OBC(Creamy Layer) Orthopaedic/Physically Handicapped: No

[Upload Photo](#) | [Upload Signature](#)

Due Steps:

Registration: Incomplete | [🔗](#)
Payment Slip: Generate bank challan slip to pay your Registration fee.
Fee Payment: Pay your Registration fee.

Note : Please complete these above steps to complete Registration process before closing date of registration otherwise your application will be rejected without any intimation.

My Status

Registration Fee: ✖ Un-paid(Non-Refundable)| [Pay through SBI Bank Challan !!](#)
Registration Slip: ✖ Unpaid | Pay your Registration fee !!

My Page displays the status of an applicant. In this page an applicant can see his/her **General Details, Due Steps, Registration Fee Status, Registration Slip Status** etc.

A2.8 PAYMENT

Applicants need to click on **Pay through SBI Bank Challan** link to generate **Bank Challan** from **My Status** section on **My Page** and deposit the registration fee at nearest **SBI Branch**.

Registration: Incomplete |

Payment Slip: Generate bank challan slip to pay your Registration fee.

Fee Payment: Pay your Registration fee.

Note : Please complete these above steps to complete Registration process before closing date of registration otherwise your application will be rejected without any intimation.

My Status

Registration Fee: ✗ Un-paid(Non-Refundable)| [Pay through SBI Bank Challan !!](#)

Registration Slip: ✗ Unpaid | Pay your Registration fee !!

Challan can be deposited **only after a minimum of one day after generation of challan**

Applicants should complete the process of Application and payment well in advance and not wait till the last day to avoid disappointment.

Cash Voucher Bank Copy		Cash Voucher Candidate Copy																	
<p>Use CBS Screen No.: 8888</p> <p>Fee Type: 24</p> <p>Reg. ID/Ref. No.: 1011000016</p> <p>Date of Birth: 05 Feb 1984</p>		<p>Use CBS Screen No.: 8888</p> <p>Fee Type: 24</p> <p>Reg. ID/Ref. No.: 1011000016</p> <p>Date of Birth: 05 Feb 1984</p>																	
<p>Candidate Name: VIKASH KUMAR</p> <p>Mobile No.: 9711253396</p> <p>Email ID: vikkumarash@gmail.com</p> <p>Category: OBC(Creamy Layer)</p>		<p>Candidate Name: VIKASH KUMAR</p> <p>Mobile No.: 9711253396</p> <p>Email ID: vikkumarash@gmail.com</p> <p>Category: OBC(Creamy Layer)</p>																	
<table border="1"> <thead> <tr> <th>Transaction</th> <th>Amount</th> </tr> </thead> <tbody> <tr> <td>Examination Fee:</td> <td>Rs.1000/-</td> </tr> <tr> <td>Bank Charges:</td> <td>Rs.25/-</td> </tr> <tr> <td>Total Amount:</td> <td>Rs.1025/-</td> </tr> </tbody> </table> <p>Total Amounts in words: One Thousand Twenty-Five</p>		Transaction	Amount	Examination Fee:	Rs.1000/-	Bank Charges:	Rs.25/-	Total Amount:	Rs.1025/-	<table border="1"> <thead> <tr> <th>Transaction</th> <th>Amount</th> </tr> </thead> <tbody> <tr> <td>Examination Fee:</td> <td>Rs.1000/-</td> </tr> <tr> <td>Bank Charges:</td> <td>Rs.25/-</td> </tr> <tr> <td>Total Amount:</td> <td>Rs.1025/-</td> </tr> </tbody> </table> <p>Total Amounts in words: One Thousand Twenty-Five</p>		Transaction	Amount	Examination Fee:	Rs.1000/-	Bank Charges:	Rs.25/-	Total Amount:	Rs.1025/-
Transaction	Amount																		
Examination Fee:	Rs.1000/-																		
Bank Charges:	Rs.25/-																		
Total Amount:	Rs.1025/-																		
Transaction	Amount																		
Examination Fee:	Rs.1000/-																		
Bank Charges:	Rs.25/-																		
Total Amount:	Rs.1025/-																		
<p>Signature of Candidate</p> <p>JOURNAL NUMBER</p>		<p>Signature of Candidate</p> <p>JOURNAL NUMBER</p>																	
<p>For Receiving Branch use only</p> <p>1. Please note to write the Journal Number in all the challans.</p>		<p>For Receiving Branch use only</p> <p>1. Please note to write the Journal Number in all the challans.</p>																	
<p>AUTHORISED</p> <p>SEAL/DATE</p> <p>SIGNATORY</p>		<p>AUTHORISED</p> <p>SEAL/DATE</p> <p>SIGNATORY</p>																	
<p><small>Disclaimer : AIIMS does not own any liability whatsoever for fee deposits not-reported/ mis-reported/reported late by any bank. Note : Kindly deposit your Fee Payment at bank after 24 hours of E-Slip generation.</small></p>		<p><small>Disclaimer : AIIMS does not own any liability whatsoever for fee deposits not-reported/ mis-reported/reported late by any bank. Note : Kindly deposit your Fee Payment at bank after 24 hours of E-Slip generation.</small></p>																	

This copy will be retained by the bank

This copy will be given to the applicant

After making the payment please retain the **Candidate Copy** of Challan form safely and the **Bank Copy** will be retained by the Bank.

A2.9 PAYMENT THROUGH DEBIT/CRIDIT CARD

Welcome: TEST My Page Logout

Entrance Examination - 2015 Helpline No.: 8510010247, 9582949110 Online Support

1 Registration Incomplete 2 Upload Images Done 3 Payment Slip In Process... 4 Fee Payment Not Done 5 Registration Slip Not Done

All India Institute of Medical Sciences
Tel: 91-11-26588500, 26588700, 26588900
Fax: 91-11-26588863, 26588841

General Links

- My Page
- Prospectus
- Keydates
- Contact us
- Admit Card
- Result
- User Manual

General Details (MBBS) [Edit Details](#)

Application No.: 1041000001

Applicant's Name: TEST

Father's Name: TEST

Mother's Name: TEST

Date of Birth: 08 Feb 1997 Gender: Female

Category: General Orthopaedic Physically Handicapped: No

[Upload Photo](#) | [Upload Signature](#)

Due Steps:

Registration: Incomplete | [?](#)

Payment Slip: Generate bank challan slip to pay your Registration fee.

Fee Payment: Pay your Registration fee.

Note: Please complete these above steps to complete Registration process before closing date of registration otherwise your application will be rejected without any intimation.

My Status

Registration Fee: **X Un-paid(Non-Refundable)**
Pay through SBI Bank Challan !! Pay through Debit/Credit card!!

Registration Slip: **X Unpaid | Pay your Registration fee !!**

Copyright © All India Institute of Medical Sciences, New Delhi. All rights Reserved.

Welcome to State Bank of India's Secure Payment Gateway

Dear Customer,
SBI Payment Gateway will secure your payment to **AIIMS**.

Select the type of card' -- Select --

Card Number *

(Please enter your card number without any spaces)

Expiry Date *
MM YYY
(Please enter expiry date provided on your card)

CWV2 / CVC2 Number *

(CWV2 / CVC2 is the three digit security code printed on the back of card)

Name on Card

Purchase Amount **INR 1000**

Surcharge Amount **INR 16.5**

Total Txn Amount **INR 1016.5**

Word Verification *

Type the characters you see in the picture below

KS4PEG

Pay Cancel



AFTER PRESSING PAY, KINDLY DO NOT REFRESH AND DO NOT PRESS THE BACK BUTTON.

ALL INTERNET BASED TRANSACTIONS USING STATE BANK DEBIT CARDS WOULD NEED A 3D SECURE PASSWORD.

Welcome to State Bank of India's Secure Payment Gateway

Dear Customer,
SBI Payment Gateway will secure your payment to **AIIMS**.

Select the type of card' Visa

Card Number *
4346781015084510
(Please enter your card number without any spaces)

Expiry Date *
Apr 2015
(Please enter expiry date provided on your card)

CWV2 / CVC2 Number *
...
(CWV2 / CVC2 is the three digit security code printed on the back of card)

Name on Card
YED.PRAKASH MISHRA

Purchase Amount **INR 1000**

Surcharge Amount **INR 16.5**

Total Txn Amount **INR 1016.5**

Word Verification *
KS4PEG

Type the characters you see in the picture below

KS4PEG

Pay Cancel



AFTER PRESSING PAY, KINDLY DO NOT REFRESH AND DO NOT PRESS THE BACK BUTTON.

ALL INTERNET BASED TRANSACTIONS USING STATE BANK DEBIT CARDS WOULD NEED A 3D SECURE PASSWORD.

SBI's Secure Payment Gateway



Dear Customer,

For added security your transaction is being processed through Verified by Visa (VbV). Please click on the Proceed with VbV button to continue this secure transaction.

A service brought to you by SBI Bank.
Note: This page will expire in 10 minutes.



Please select an option to continue with the transaction.

- I want to use Verified by Visa® password and authenticate the transaction.
- I want to generate One Time password(OTP) and authenticate the transaction.(This facility is not available for J&K registered numbers.)

This page will automatically timeout after 180 seconds.

A2.10 GENERATION OF REGISTRATION SLIP

An Applicant can take print of **Registration Slip** once his/her payment approved by Bank. Click on **Print Registration Slip** link to take print from **My Status** section on **My Page**.



My Status

Registration Fee: ✓ Paid(Non-Refundable) | [click here to print receipt!](#)

Registration Slip: ✓ Preview | [Print Registration Slip](#)



All India Institute of Medical Sciences
Ansari Nagar, New Delhi - 110008
Entrance Examination - 2012

Barcode: 101100016

Registration Slip - MBBS - 2015

1) Application No.:	1011000016	17) Correspondence Address:	H-25A, Ground Floor, Shakarpur, Delhi
2) Application Date:	14 Feb 2012	17 a) State:	Delhi
3) Course Applied:	MBBS	17 b) Pin Code:	110092
4) Applicant's Name:	VIKASH KUMAR	18) Permanent Address:	H-25A, Ground Floor, Shakarpur, Delhi
5) Date of Birth:	25 Feb 1994	18.a) State:	Delhi
6) Father's Name:	S PRASAD	18.b) Pin Code:	110092
7) Mother's Name:	M DEVI	19) Phone No.:	-
8) Gender:	Male	20) Mobile No.:	9719253394
9) Category:	OBC(Creamy Layer)	21) Fax No.:	-
10) Orthopedic Physically Handicapped:	No	22) Email id:	vikumesh@gmail.com
11) Nationality:	Indian	23) Payment Details:	
12) State of Domicile:	Bihar	23.a) Mode of Payment:	Cash(SBI)
13) Language in which Question paper is desired:	English	23.b) Payment Type:	Registration
14) Have you appeared at AIIMS MBBS Entrance Exam earlier?:	Yes in 2011	23.c) Payment Date:	06 Jan 2012
15) Centre Choice:		23.d) Branch Code:	
15.a) 1st Choice:	Ahmedabad	23.e) Journal Number:	
15.b) 2nd Choice:	Delhi		
16.a) Educational Qualification:			
16) Last Qualifying Examination:	SSC Exam(10+2)		
16.b) Qualifying Exam Status:	Already Passed		
16.b.1) Maximum Marks:	400		
16.b.2) Marks Obtained:	350.00		
16.b.3) Percentage:	87.50		

24) Photo of Candidate:  Vikash Kumar, 01.02.2012

25) Signature of Candidate: 

UNDERTAKING/DECLARATION: I solemnly affirm that the information furnished above is true and correct in all respects. I have not concealed any information. I realise that if any information furnished herein is found to be incorrect or untrue, I shall be liable to civil/criminal prosecution and also forfeit my claim to the seat in the institute. Further, I affirm that no proceedings in respect of any civil/criminal offence alleged to have been committed by me are pending before any criminal court in India. I agree to abide by the rules and regulations governing this examination and as contained in the prospectus.

37

Do not send the hard copy of any document to AIIMS

Always keep **Application No., Password, Email and printed Registration Slip & Candidate Copy of Challan Form** safely for future references

These would be required at several stages of the selection and admission process including Counselling

Candidates are required to upload their Photograph, Signature and Left Thumb Impression during Online Application

1. One (1) recent color passport size photograph with white background is required.
2. It should be taken professionally.
3. *Black & White / Polaroid photographs are NOT acceptable.*
4. Photograph **MUST** be taken on or after **17-03-2015**.
5. Photograph must be taken with name of candidate (as in application) and date of taking photograph













- i. The photograph must be clicked with a placard that is held by the candidate, indicating name of candidate and date of taking photograph with white background. In case name and date are written on the photograph after taking it, the application will be rejected.
- ii. The name and date on the photograph must be clear and legible.

6. Candidate must have in softcopy/digital of passport size photograph and save it as "**Candidate Photograph.jpg**" (supported formats include gif, png, jpg, jpeg) provided by photographer. Keep size of photograph minimum, as the maximum size limit is **100 KB**.











A3. 1 INSTRUCTIONS FOR UPLOADING PHOTOGRAPH

1. Candidates must upload Photograph, Signature and Left Thumb Impression to correct specified fields. Do not make any mistake in uploading signature and Photograph.
2. To upload "**Candidate Photograph.jpg**"
 - a. Click "Browse" Button right to the photograph field.
 - b. Select the Scanned "**Candidate Photograph.jpg**" file from saved location and click "Open" Button.
 - c. Please see page number 39 to 41 for details of the requirements of the photograph for submission with the online application form.











A3.1 : INSTRUCTIONS ON ACCEPTABLE PHOTOGRAPH

Not acceptable Photograph	Reason for Rejection	Acceptable
 <p>Name : XXXXXX 24.02.2015</p>	<p>Poor digital Resolution(100x75)</p> <p>✗</p> <p>✓</p>	 <p>Name : XXXXXX 24.02.2015</p>
 <p>Name : XXXXXX 24.02.2015</p>	<p>Facial area is less than 50% of total</p> <p>✗</p> <p>✓</p>	 <p>Name : XXXXXX 24.02.2015</p>
 <p>Name : XXXXXX 24.02.2015</p>	<p>Coloured background</p> <p>✗</p> <p>✓</p>	 <p>Name : XXXXXX 24.02.2015</p>
 <p>Name : XXXXXX 24.02.2015</p>	<p>Shadow on face</p> <p>✗</p> <p>✓</p>	 <p>Name : XXXXXX 24.02.2015</p>
 <p>Name : XXXXXX 24.02.2015</p>	<p>Dark/Tinted Spectacles or Sunglasses</p> <p>✗</p> <p>✓</p>	 <p>Name : XXXXXX 24.02.2015</p>

A3.1 : INSTRUCTIONS ON ACCEPTABLE PHOTOGRAPH

Not acceptable Photograph	Reason for Rejection	Acceptable
 <p>Name : XXXXXX 24.02.2015</p>	<p>Too much glare on spectacles</p> <p>✗</p> <p>✓</p>	 <p>Name : XXXXXX 24.02.2015</p>
 <p>Name : XXXXXX 24.02.2015</p>	<p>Spectacle rim over eyes</p> <p>✗</p> <p>✓</p>	 <p>Name : XXXXXX 24.02.2015</p>
 <p>Name : XXXXXX 24.02.2015</p>	<p>Lock of hair over eyes</p> <p>✗</p> <p>✓</p>	 <p>Name : XXXXXX 24.02.2015</p>
 <p>Name : XXXXXX 24.02.2015</p>	<p>Not looking straight into camera</p> <p>✗</p> <p>✓</p>	 <p>Name : XXXXXX 24.02.2015</p>
 <p>Name : XXXXXX 24.02.2015</p>	<p>Cropped image</p> <p>✗</p> <p>✓</p>	 <p>Name : XXXXXX 24.02.2015</p>

A3.1 : INSTRUCTIONS ON ACCEPTABLE PHOTOGRAPH

Not acceptable Photograph	Reason for Rejection	Acceptable
 <p>Name : XXXXXX 24.02.2015</p>	<p>Improper flash or Improper lighting</p> <p>✗</p> <p>✓</p>	 <p>Name : XXXXXX 24.02.2015</p>
 <p>Name : XXXXXX 24.02.2015</p>	<p>Photo taken with mobile phone (including "selfies") resulting in distorted face</p> <p>✗</p> <p>✓</p>	 <p>Name : XXXXXX 24.02.2015</p>
 <p>Name : XXXXXX 24.02.2015</p>	<p>Distortion due to enlargement of an original smaller image</p> <p>✗</p> <p>✓</p>	 <p>Name : XXXXXX 24.02.2015</p>
	<p>Name of applicant and Date of photograph not present</p> <p>✗</p> <p>✓</p>	 <p>Name : XXXXXX 24.02.2015</p>
 <p>Name : XXXXXX 24.02.2015</p>	<p>Black & White Photographs</p> <p>✗</p> <p>✓</p>	 <p>Name : XXXXXX 24.02.2015</p>

A3.2 INSTRUCTIONS FOR UPLOADING THUMB IMPRESSION

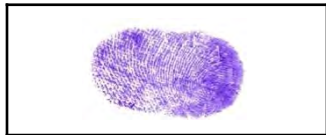
LEFT THUMB IMPRESSION

1. Applicant should put his/her **Left Thumb Impression in an area of 2" × 3"** on paper with **stamp pad**.
2. Scan that paper. Supported formats of the images include gif, png, jpg, jpeg.
3. Cut **Left Thumb Impression** area of 2" × 3" and save it as "**Candidate Left Thumb Impression.jpg**". Keep size of Signature minimum, as the maximum size limit is **10 KB to 100 KB**.

UPLOADING LEFT THUMB IMPRESSION

To upload "**Candidate Left Thumb Impression.jpg**"

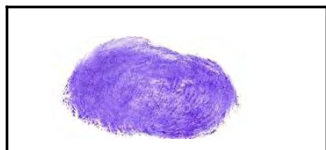
- a) Click "Browse" Button right to the signature field.
- b) Select the Scanned "**Candidate Left Thumb Impression.jpg**" file from saved location and click "Open" Button.



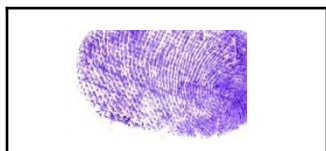
Properly uploaded Left Thumb Impression in .jpg . The Left Thumb Impression is clear and of proper size.



NOT ACCEPTABLE: Left Thumb Impression Left Thumb Impression uploaded is blurred.



NOT ACCEPTABLE: Left Thumb Impression uploaded is partly obscured by too much ink.



NOT ACCEPTABLE: Left Thumb Impression uploaded is partly cropped / not scanned completely

A3.3 INSTRUCTION FOR UPLOADING SIGNATURE

1. Candidate put his/her signature in an area of 2" × 3" on paper with a black ball point pen.
2. Scan that paper. Supported formats of the images include gif, png, jpg, jpeg.
3. Cut Signature area of 2" × 3" and save it as "Candidate Signature.jpg". Keep size of Signature minimum, as the maximum size limit is 10 KB to 100 KB.

UPLOADING SIGNATURE :

1. To upload "Candidate Signature.jpg"
 - a. Click "Browse" Button right to the signature field.
 - b. Select the Scanned "Candidate Signature.jpg" file from saved location and click "Open" Button.
2. DO NOT UPLOAD signature in A4 size format / complete paper as this later on result in difficulty in getting their admit cards.

		Properly uploaded signature that is in black with white background . The signature is clear and of proper size.
		NOT ACCEPTABLE: Signature uploaded is very small
		NOT ACCEPTABLE: Signature is in coloured ink
		NOT ACCEPTABLE: Signature uploaded is too light and unclear
		NOT ACCEPTABLE: Signature uploaded alongwith background
		NOT ACCEPTABLE: Signature uploaded is partly obscured by marks / sprinkled ink
		NOT ACCEPTABLE: Signature uploaded is blurred
		NOT ACCEPTABLE: Signature is cropped / not scanned properly
		NOT ACCEPTABLE: Signature uploaded is blurred NOT ACCEPTABLE: Signature is cropped / not scanned properly

3 Click submit button

ENTRY AT MAIN GATE

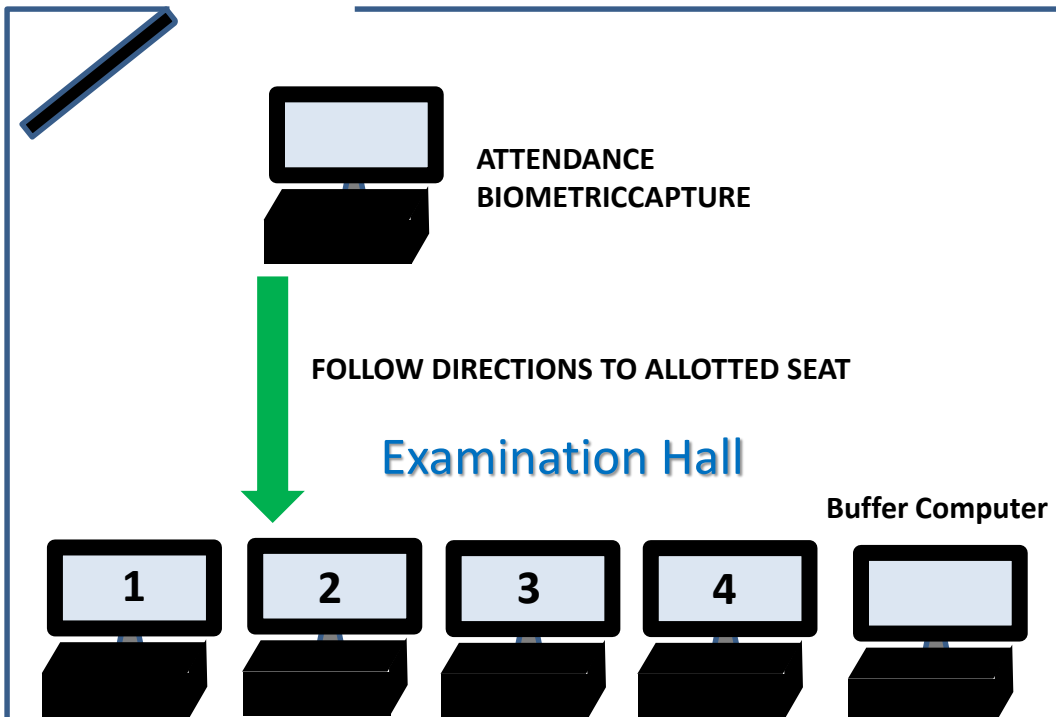
Please leave belongings outside

Verification of Admit Card

Frisking

**Directions to
Allotted Hall /
Room / Lab**

**FOLLOW DIRECTIONS TO
ALLOTTED SEAT**



- REMAIN SEATED IN THE ALLOTTED SEATED AND FOLLOW INSTRUCTIONS
- FAMILIARIZE WITH LOGIN PROCEDURES
- DO NOT USE KEY BOARD
- IN CASE OF DIFFICULTY RELATED TO LOGIN ETC SEEK ASSISTANCE OF INVIGILATORS ON DUTY
- BUFFER COMPUTERS ARE TO BE USED ONLY IN CASE OF TECHNICAL DIFFICULTY WITH ALLOTTED COMPUTER

A5.1 LOGIN

System Name :

C001

Click here if the Name and Photograph shown on the screen is not yours

Candidate Name :

John SmithSubject : *Mock Exam*

Login

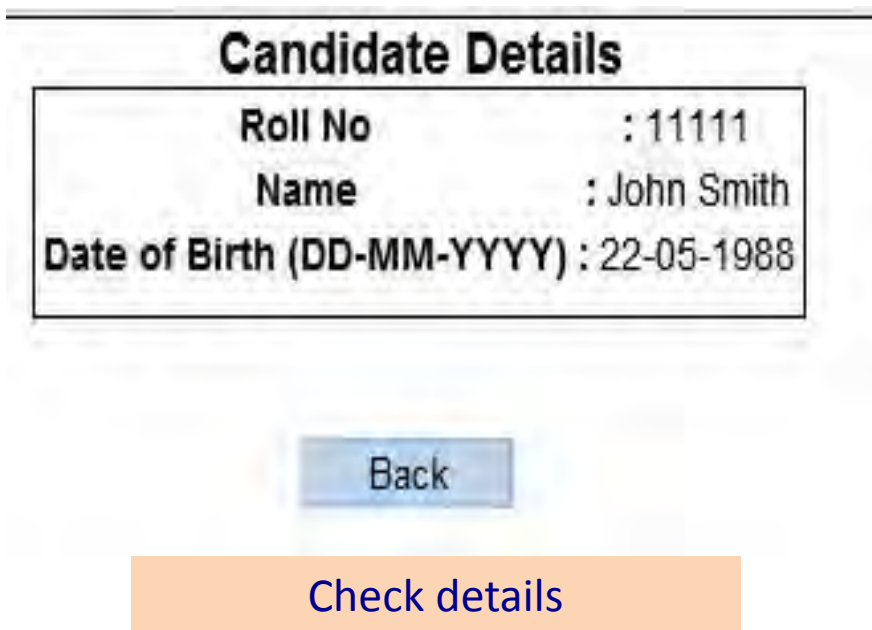
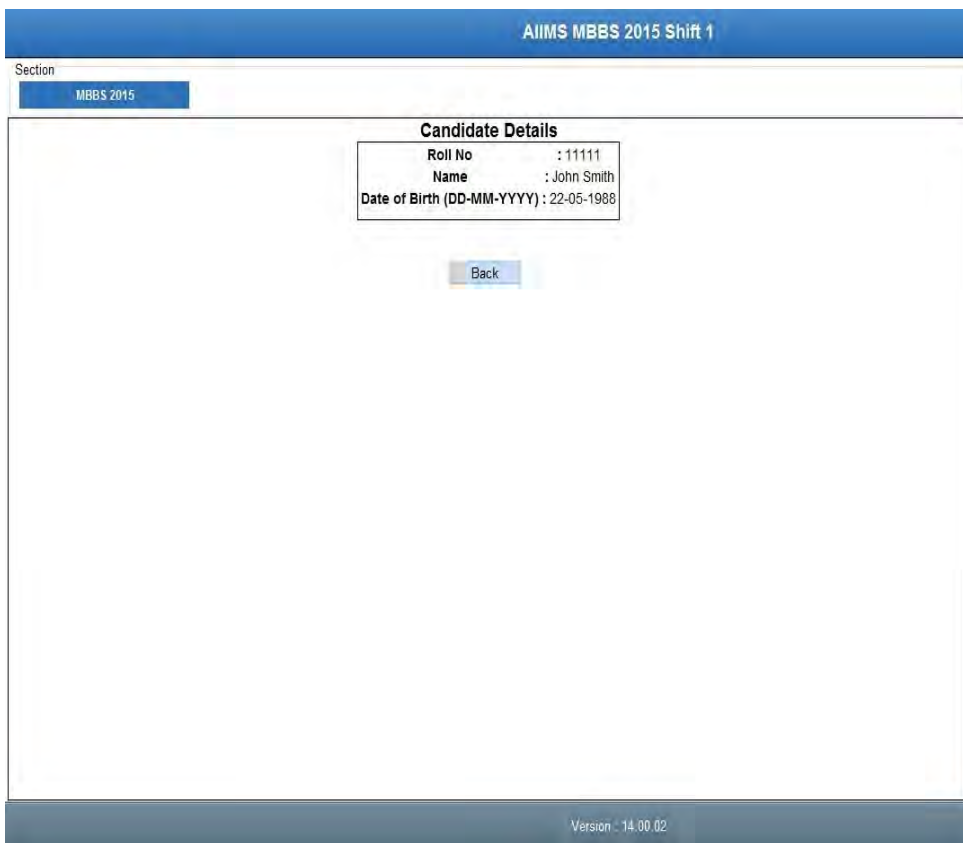
Roll No:

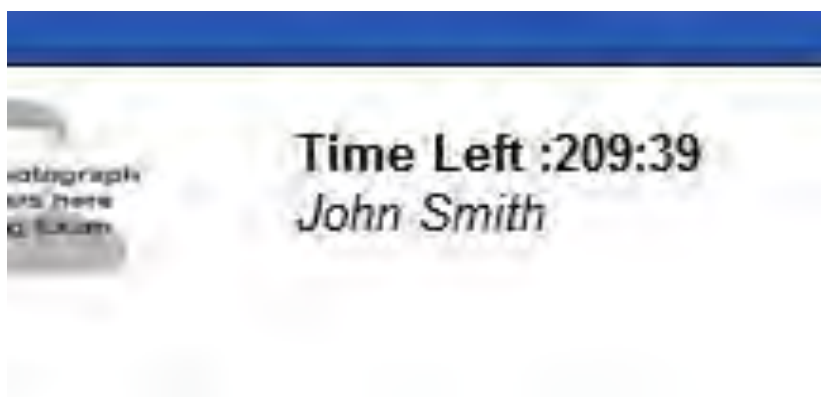
Password:

Version : 14.00.02

45

Login appropriately





Note the Countdown Clock in the upper right hand corner. It will start with the allotted time and become zero at the end of the Examination.

The countdown timer will start whenever **you** begin the Examination and will end at the allotted time.

If for any technical reason your Examination stops, or you are logged out, the countdown timer will stop and the timer will resume from the time where it stopped, as soon as your Examination starts again.

Even if you are shifted to a buffer computer, the countdown timer will resume similarly from the time you stopped the Examination.

You need not worry about losing time should the Examination stop due to technical reasons. You can be reassured that the countdown timer will function only when the Examination is in progress.

General Instructions:

- Total duration of examination is 3:30 hrs. Test Duration 210 minutes.
- The clock will be set at the server. The countdown timer in the top right corner of screen will display the remaining time available for you to complete the examination. When the timer reaches zero, the examination will end by itself. You will not be required to end or submit your examination.
- For any reason the examination stop (eg. Logged out of computer, technical failure etc.) the clock will stop. The count down will start after on resuming the examination. Therefore you will not loose any time for such reasons.
- The Question Palette displayed on the right side of screen will show the status of each question using one of the following symbols:

1 You have not visited the question yet.

2 You have not answered the question.

3 You have answered the question.

4 You have NOT answered the question, but have marked the question for review.

5 You have answered the question, but marked it for review.

- The Marked for Review status for a question simply indicates that you would like to look at that question again. *If a question is answered and Marked for Review, your answer for that question will NOT be considered in the evaluation.*

Navigating to a Question :

- To answer a question, do the following:
 - Click on the question number in the Question Palette at the right of your screen to go to that numbered question directly. Note that using this option does NOT save your answer to the current question.
 - Click on **Save & Next** to save your answer for the current question and then go to the next question. If you do not "Save & Next" the answer will not saved and the question will be marked as 'Not Answered'.
 - Click on **Mark for Review & Next** to mark your question for review, and then go to the next question.

Next >>

Version : 14.00.02



- The Marked for Review status for a question simply indicates that you would like to look at that question again. *If a question is answered and Marked for Review, your answer for that question will NOT be considered in the evaluation.*

Navigating to a Question :

- To answer a question, do the following:
 - Click on the question number in the Question Palette at the right of your screen to go to that numbered question directly. Note that using this option does NOT save your answer to the current question.
 - Click on **Save & Next** to save your answer for the current question and then go to the next question. If you do not "Save & Next" the answer will not saved and the question will be marked as 'Not Answered'.
 - Click on **Mark for Review & Next** to mark your question for review, and then go to the next question.
- You can view all the questions by clicking on the **Question Paper** button. Note that the options for multiple choice type questions will not be shown.

Answering a Question :

- Procedure for answering a multiple choice type question:
 - To select your answer, click on the button of one of the options
 - To deselect your chosen answer, click on the button of the chosen option again or click on the **Clear Response** button
 - To change your chosen answer, click on the button of another option
 - To save your answer, you MUST click on the **Save & Next** button
 - To mark the question for review, click on the **Mark for Review & Next** button. *If an answer is selected for a question that is Marked for Review, the answer will NOT be considered in the final evaluation.*
- To change your answer to a question that has already been answered, first select that question for answering and then follow the procedure for answering that type of question.
- Note that ONLY Questions for which answers are saved after answering will be considered for evaluation.

Navigating through sections:

- Sections in this question paper are displayed on the top bar of the screen. Questions in a section can be viewed by clicking on the section name. The section you are currently viewing is highlighted.
- After clicking the Save & Next button on the last question for a section, you will automatically be taken to the first question of the next section.
- You can move the mouse cursor over the section names to view the status of the questions for that section.
- You can shuffle between sections and questions anytime during the examination as per your convenience.

Next >>

Version : 14.00.02



Read Instructions and familiarize with the procedures

A5.3. INSTRUCTIONS

AIIMS MBBS 2015 Shift 1

1. This is a Mock test. "Mock test is meant to create awareness about the test delivery system, contents, timing & instructions. It is just for sample only, actual instructions and other content will be different on the day of examination. Please Read the instructions carefully before start the examination."
2. The Question paper displayed is only for practice purposes. Under no circumstances it should be presumed as a sample paper.
3. Pen, Pencil, Cell phones, pagers, calculators, Pen Drives, Tablets or any electronic devices are strictly prohibited. Please make arrangements for their custody as no arrangements have been made at the centers for their custody.
4. If any electronic device is found with the candidate even if it is switch off, it will be considered as use of unfair means and improper conduct and failure to comply with the instructions will entail expulsion/ cancellation of candidature including appropriate legal action.
5. Follow the instruction given on screen before/after online exam.
6. Use of keyboard during the exam is strictly prohibited. Wherever use of keyboard is needed a virtual keyboard will appear on screen automatically.
7. Always maintain peace, discipline and silence during the examination process.
8. AIIMS reserves all rights to verify identity and genuineness of each candidate by taking thumb impression and photograph of the candidate or by any other means.
9. Candidate cannot leave before completion of exam.

<< Previous

I have read and understood the instructions. All Computer Hardwares allotted to me are in proper working condition. I agree that I am not carrying any prohibited gadget like mobile phone etc. / any prohibited material with me into the exam hall. I agree that in case of not adhering to the instructions, I will be disqualified from taking the exam.

I am ready to begin

Version - 14.00.02



AIIMS MBBS 2015 Shift 1

and other content will be different on the day of examination. Please Read the instructions carefully before start the examination."

2. The Question paper displayed is only for practice purposes. Under no circumstances it should be presumed as a sample paper.
3. Pen, Pencil, Cell phones, pagers, calculators, Pen Drives, Tablets or any electronic devices are strictly prohibited. Please make arrangements for their custody as no arrangements have been made at the centers for their custody.
4. If any electronic device is found with the candidate even if it is switch off, it will be considered as use of unfair means and improper conduct and failure to comply with the instructions will entail expulsion/ cancellation of candidature including appropriate legal action.
5. Follow the instruction given on screen before/after online exam.
6. Use of keyboard during the exam is strictly prohibited. Wherever use of keyboard is needed a virtual keyboard will appear on screen automatically.
7. Always maintain peace, discipline and silence during the examination process.
8. AIIMS reserves all rights to verify identity and genuineness of each candidate by taking thumb impression and photograph of the candidate or by any other means.
9. Candidate cannot leave before completion of exam.

AIIMS wishes you all the best for the Examination!

<< Previous

I have read and understood the instructions. All Computer Hardwares allotted to me are in proper working condition. I agree that I am not carrying any prohibited gadget like mobile phone etc. / any prohibited material with me into the exam hall. I agree that in case of not adhering to the instructions, I will be disqualified from taking the exam.


I am ready to begin


Version - 14.00.02





Read Instructions and familiarize with the procedures


A5.4 COLOURED CODED SCHEME REGARDING STATUS OF VISITED AND ANSWERED QUESTIONS

 1 You have not visited the question yet.

 3 You have not answered the question.

 You have answered the question.

 7 You have NOT answered the question, but have marked the question for review.

 9 You have answered the question, but marked it for review.

50

In case you have marked a question for “Review” it means you have NOT submitted your final answer for that question but would like to visit the question, perhaps, later and finalize the answer.

QUESTIONS MARKED FOR REVIEW SHALL BE TREATED AS AN UNANSWERED QUESTION AND NO MARKS SHALL BE AWARDED NOR DEDUCTED

A5.5. DEFAULT VIEW

The screenshot displays the AIIMS MBBS 2015 Shift 1 exam interface. At the top, it shows the section name 'MBBS 2015' and the user's name 'John Smith' with a time left of '209:22'. The question type is 'Multiple Choice Question' and the question number is '4'. The question text is: 'The inhibitor which inhibits protein synthesis both in eukaryotes and prokaryotes is:'. The options are: Diphtheria toxin, Puromycin, Fusidic acid, and Chloramphenicol. On the right side, there is a 'Question Palette' with a grid of question numbers from 1 to 36. A red circle highlights the 'Legend' section of the palette, which includes: Answered (green shield), Not Answered (red shield), Marked (purple circle), and Not Visited (white square). Below the legend are buttons for 'Profile', 'Instructions', 'Question Paper', and 'Submit'. At the bottom of the interface, there are buttons for 'Mark for Review & Next', 'Clear Response', and 'Save & Next'. The version number 'Version - 14.00.02' is visible at the bottom center.

This is a close-up view of the 'Legend' section from the question palette. It shows four items: a green shield icon for 'Answered', a red shield icon for 'Not Answered', a purple circle icon for 'Marked', and a white square icon for 'Not Visited'. Below the legend are four buttons: 'Profile', 'Instructions', 'Question Paper', and 'Submit'. A red arrow points from the 'Question Paper' button in the main interface to this close-up. An orange arrow points from the text box below to the 'Question Paper' button.

51

Default view is one question with options per screen. In case you want to see all questions click on "Question Paper" You may also visit your Profile or Instructions at any time.

A5.6. QUESTION PAPER VIEW

AIIMS MBBS 2015 Shift 1

Section
MBBS 2015

Your photograph appears here
John Smith
Time Left :209:42

You are viewing MBBS 2015 Section

Question Palette

1 2 3 4
5 6 7 8
9 10 11 12
13 14 15 16
17 18 19 20
21 22 23 24
25 26 27 28
29 30 31 32
33 34 35 36

Legend
Answered Not Answered
Marked Not Visited

Profile Instructions
Question Paper Submit

Q. 1) The most potent stimulator of naive T cells are:
Question Type: Multiple Choice Question;

Q. 2) During phagocytosis, the metabolic process called respiratory burst involves the activation of:
Question Type: Multiple Choice Question;

Q. 3) The inhibitor which inhibits protein synthesis both in eukaryotes and prokaryotes is:
Question Type: Multiple Choice Question;

Q. 4) The intrinsic enzyme activity associated with the alpha subunit of regulatory G-protein is a:
Question Type: Multiple Choice Question;

Q. 5) Vitamin K is required to carboxylate the following amino acid residue of clotting factors:
Question Type: Multiple Choice Question;

Q. 6) Which of the following is not associated with carbohydrate antigen?
Question Type: Multiple Choice Question;

Q. 7) Cellular energy generation is severely compromised in thiamine deficiency because thiamine pyrophosphate (TPP) is:
Question Type: Multiple Choice Question;

Q. 8) The mechanism that permits immunoglobulins to be synthesized in either a membrane bound or secreted form is:
Question Type: Multiple Choice Question;

Q. 9) Folding of newly synthesized proteins is accelerated by all except

Back

Version : 14.00.02

52

Legend

Answered Not Answered
Marked Not Visited

Profile Instructions
Question Paper Submit

“Question Paper” view
Please note that Questions can be answered in the default view only and not in the “Question Paper View”.

A5.7. DEFAULT VIEW

Section: MBBS 2015

Question Type: Multiple Choice Question

Question No. 4

The inhibitor which inhibits protein synthesis both in eukaryotes and prokaryotes is:

- Diphtheria toxin.
- Puromycin.
- Fusidic acid.
- Chloramphenicol.

Buttons: Mark for Review & Next, Clear Response, Save & Next

Version : 14.00.02

53

Mark for Review & Next

Clear Response

You may mark for Review (with the intention of visiting the question later) or clear the Response or answer.
Please note that Questions marked for Review will be treated as unanswered and NO MARKS shall be awarded or deducted

Section
MBBS 2015

Question Type: Multiple Choice Question
Question No. 4

The inhibitor which inhibits protein synthesis both in eukaryotes and prokaryotes is:

- Diphtheria toxin.
- Puromycin.
- Fusidic acid.
- Chloramphenicol.

Time Left : 209:22
John Smith

You are viewing MBBS 2015 Section

Question Palette

1	2	3	4
5	6	7	8
9	10	11	12
13	14	15	16
17	18	19	20
21	22	23	24
25	26	27	28
29	30	31	32
33	34	35	36

Legend

- Answered
- Marked
- Not Answered
- Not Visited

Profile Instructions
Question Paper Submit

Mark for Review & Next Clear Response Save & Next

Version : 14.00.02

Answered Not Answered
Marked Not Visited

Profile Instructions
Question Paper Submit

Save & Next

Save your responses.
Please note that responses saved as "Review" shall not be marked.

Section

MBBS 2015

Time Left :209:22
John Smith

Question Type :Multiple Choice Question

Question No. 4

The inhibitor which inhibits protein synthesis both in eukaryotes and prokaryotes is:

- Diphtheria toxin.
- Puromycin.
- Fusidic acid.
- Chloramphenicol.

You are viewing MBBS 2015 Section

Question Palette



Legend

- Answered
- Not Answered
- Marked
- Not Visited

Profile Instructions

Question Paper

Submit

Mark for Review & Next

Clear Response

Save & Next

Version : 14.00.02

55

Section

MBBS 2015

Question Type :Multiple Choice Question

Question No. 4

The inhibitor which inhibits protein synthesis both in eukaryotes and prokaryotes is:

- Diphtheria toxin.
- Puromycin.
- Fusidic acid.
- Chloramphenicol.

Answer using the Radio-buttons and check status on the palette at the right .

Question No. 1

The RNA having maximum number

- mRNA
- rRNA
- hnRNA
- tRNA

Question Palette



Mark for Review & Next

Clear Response

Save & Next

Question NOT answered

Marked for Review

Question considered as unanswered during evaluation


Question No. 2

The most potent stimulator of r

- B cells.
- Follicular dendritic cells.
- Mature dendritic cells.
- Macrophages.

Question Palette

1	2	3	4
5	6	7	8
9	10	11	12
13	14	15	16
17	18	19	20
21	22	23	24



Mark for Review & Next Clear Response Save & Next

Question answered
Saved
Response will be evaluated and marked

Question No. 3

During phagocytosis, the metabolic process ca

- Hydrolase.
- Peroxidase.
- Oxidase.
- Dehydrogenase.

Question Palette



Mark for Review & Next

Clear Response

Save & Next

- Question NOT answered
- *Question considered as unanswered during evaluation*

Question No. 4

The inhibitor which inhibits protein synthesis

- Diphtheria toxin.
- Puromycin.
- Fusidic acid.
- Chloramphenicol.

Question Palette

1	2	3	4
5	6	7	8
9	10	11	12
13	14	15	16
17	18	19	20
21	22	23	24

Mark for Review & Next Clear Response Save & Next

- Question answered
- Marked for Review
- *Question considered as unanswered during evaluation*

PROFORMA FOR OTHER BACKWARD CLASS (OBC) CERTIFICATE

(Certificate to be Produced by other Backward Classes applying for Admission to Central Educational Institutions (CEIs),
Under The Government of India)

This is to certify that Shri /Smt./Kum. _____ Son/Daughter of
Shri/Smt. _____ of Village/Town _____ District/Division _____ in the
_____ State belongs to the _____ Community which is recognized as a
backward class under:

- (i) Resolution No. 12011/68/93-BCC(C) dated 10/09/93 published in the Gazette of India Extraordinary part I Section I No. 186 dated 13/09/93.
- (ii) Resolution No. 12011/9/94-BCC dated 19/10/94-BCC dated 19/10/94 published in the Gazette of India Extraordinary part I Section I No. 163 dated 20/10/94.
- (iii) Resolution No. 12011/7/95-BCC dated 24/05/95 published in the Gazette of India Extraordinary part I Section I dated 25/05/95.
- (iv) Resolution No. 12011/96/94-BCC dated 09/03/96.
- (v) Resolution No. 12011/44/94-BCC dated 06/12/96 published in the Gazette of India Extraordinary part I Section I No. 210 dated 11/12/96.
- (vi) Resolution No. 12011/13/97-BCC dated 03/12/97.
- (vii) Resolution No. 12011/99/94-BCC dated 11/12/97.
- (viii) Resolution No. 12011/68/98-BCC dated 27/10/99.
- (ix) Resolution No. 12011/88/99-BCC dated 06/12/99 published in the Gazette of India Extraordinary Part I Section I No. 270 dated 06/12/99.
- (x) Resolution No. 12011/36/99-BCC dated 04/04/2000 published in the Gazette of India Extraordinary Part I Section I No. 71 dated 04/04/2000.
- (xi) Resolution No. 12011/44/99-BCC dated 21/09/2000 published in the Gazette of India Extraordinary Part I Section 1 No. 210 dated 21/09/2000.
- (xii) Resolution No. 12015/09/2000-BCC dated 06/09/2001.
- (xiii) Resolution No. 12011/01/2001-BCC dated 19/06/2003.
- (xiv) Resolution No. 12011/04/2002-BCC dated 13/01/2004.
- (xv) Resolution No. 12011/09/2004-BCC dated 16/01/2006 published in the Gazette of India Extraordinary Part I Section I No. 210 dated 16/01/2006.

Shri/Smt./Kum. _____ and/or his family ordinarily reside(s) in the _____
District/Division of _____ State.

This is also to certify that he/she does not belong to the persons/sections (Creamy Layer) mentioned in Column 3 of the Scheduled to the Government of India. Department of Personnel & Training O.M. No. 36012/22/93-Estt. (SCT) dated 08/09/93 which is modified vide OM No. 36033/3/2004 Estt. (Res.) dated 09/03/2004 or the latest notification of the Government of India.

Dated :

District Magistrate/Competent Authority Seal

NOTE:

- a. The Term Ordinarily used here will have the same meaning as in Section 20 of the Representation of the People Act, 1950.
- b. The authorities competent to issue Caste Certificates are indicated below:
 - i. District Magistrate/Additional Magistrate/Collector/Deputy Commissioner/Additional Deputy Commissioner/Deputy Collector/Ist Class Stipendiary Magistrate/Sub-Divisional Magistrate/ Taluka Magistrate/Executive Magistrate/Extra Assistant Commissioner (not below the rank of Ist Class Stipendiary Magistrate.)
 - ii. Chief Presidency Magistrate/Additional Chief Presidency Magistrate/Presidency Magistrate.
 - iii. Revenue Officer not below the rank of Tehsildar.
 - iv. Sub-Divisional Officer of the area where the candidate and/or his family resides.

FORM OF SC/ST CERTIFICATE PRESCRIBED

Form of certificate as prescribed in M.H.A., O.M., No. 42/21/49-N.G.S. dated the 28.1.1952, as revised in Dept. of Per-& A.R. letter No. 36012/6/76-Est. (S.C.T), dated the 29.10.1977, to be produced by candidate belonging to a Scheduled Caste or a Scheduled Tribe in support of his/her claim.

CASTE CERTIFICATE

This is to certify that Shri/Smt./Kum*..... son/daughter*of.....of village/town*.....in district/Division*.....of the State/Union Territory*..... belongs to theCaste/Tribe which is recognised as a Scheduled Caste/Scheduled Tribe* under :

- The Constitution (Scheduled Caste) Order, 1950
- The Constitution (Scheduled Tribe) Order, 1950
- The Constitution (Scheduled Caste) (Union Territories) Order, 1951
- The Constitution (Scheduled Tribe) (Union Territories) Order, 1951

% 1. (as amended by the Scheduled Caste and Scheduled Tribes Lists (Modification) Order, 1956, the Bombay Re-organization Act, 1960, the Punjab Re-organization Act, 1966, the State of Himachal Pradesh Act, 1970 the North Eastern Areas (Re-organization) Act, 1971 and the Scheduled Castes and Scheduled Tribes Orders, (Amendment) Act, 1976). The Constitution (Jammu and Kashmir) Scheduled Caste Order, 1956.

- The Constitution (Andaman and Nicobar Islands) Scheduled Tribes Order, 1959.
- The Constitution (Dadra and Nagar Haveli) Scheduled Caste Order, 1962.
- The Constitution (Dadra and Nagar Haveli) Scheduled Tribes Order, 1962.
- The Constitution (Pondichery) Scheduled Caste Order, 1964
- The Constitution (Uttar Pradesh) (Scheduled Tribes) Order, 1967
- The Constitution (Goa, Daman & Diu) Scheduled Caste Order, 1968.
- The Constitution (Goa, Daman & Diu) Scheduled Tribes Order, 1968.
- The Constitution (Nagaland) Scheduled Tribes Order, 1970.
- The Constitution (Sikkim) Scheduled Caste Order, 1978.
- The Constitution (Sikkim) Scheduled Tribes Order, 1978.

% 2. Applicable in the case of Scheduled Caste/Schedule Tribe persons who have migrated from one State/ Union Territory Administration:

This certificate is issued on the basis of the Scheduled Caste/Scheduled Tribe certificate issued to Shri / Smt*.....father/mother of Shri/Smt/Kum*.....of village/town*..... in District/Division* of the State/Union Territory* who belongs to the.....caste/tribe which is recognised as a Scheduled Caste/Scheduled Tribe* in the State/Union Territory* issued by the (name of prescribed authority) vide their No.....date..... % 3. Shri*/Smt.*/Kum* and/or his/her* family ordinary reside(s) in village/town* of the State/Union Territory of.....
Signature.....

Place

State/Union Territory

**Designation.....

Date

(With seal of Office)

- Please delete the words which are not applicable.

- Please quote specific Presidential Order.

% Delete the paragraph which is not applicable.

** Should be signed by the Authorities empowered to issue Scheduled Caste/Scheduled Tribe certificates as specified above.

Note:-

- The information will appear in the website strictly as per time schedule laid down in the Prospectus. Telephonic queries / written requests prior to the scheduled date mentioned in the Prospectus regarding receipt of application, acceptance, hoisting of Admit Cards etc. will not be entertained.

For enquiries relating to Entrance Examination please contact:

**Assistant Controller (Exams)
Examination Section
All India Institute of Medical Sciences (AIIMS)
Ansari Nagar, New Delhi -110 608**

Tel: 26589900, 26588500 Extn. 4499, 6421, 6422

Fax: 011 2658 8789

www.aiimsexams.org