

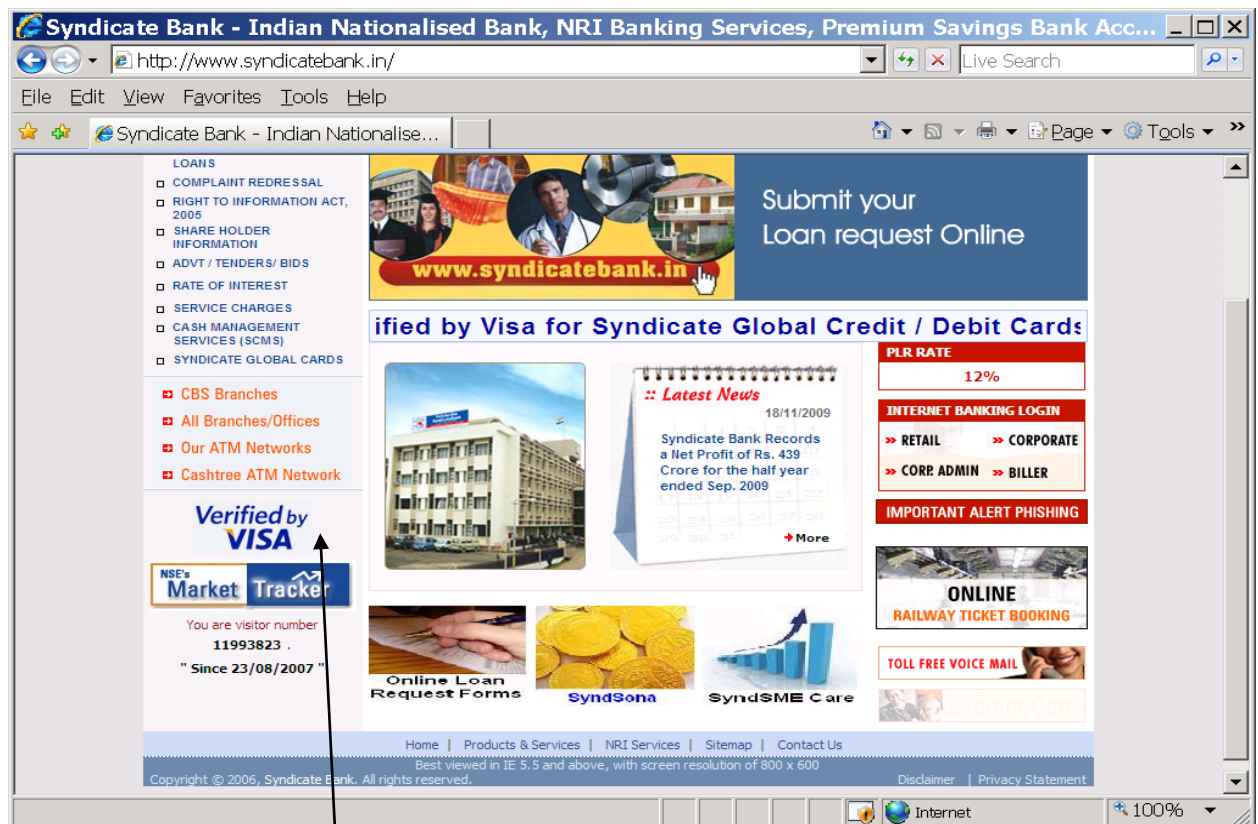
## SYNDICATEBANK GLOBAL DEBIT CARDS

### Steps for VbV (Verified by VISA) password creation for securing Internet transactions:

Syndicatebank Global Debit card is enabled for Internet Transactions from 04.11.2009 with security feature Verified by VISA where the cardholder creates his own password which is required for authorizing a transaction made through Debit card on Internet. The CVV2 number (3 Digit number) on the back of the card, next to the signature panel is required for doing a internet transaction like booking railway ticket, payment of utility bills, payment of fees to foreign universities, etc., through internet. The CVV2 number, Password has to be entered at the time of payment through debit card in internet. The Debit cards issued earlier do not have the 3 digit CVV value and such cardholders will have to obtain duplicate debit card from the Branches.

### Simple Steps for Registration of Verified by VISA.

#### 1. Log in to our website by typing <http://www.syndicatebank.in/> in the internet browser.

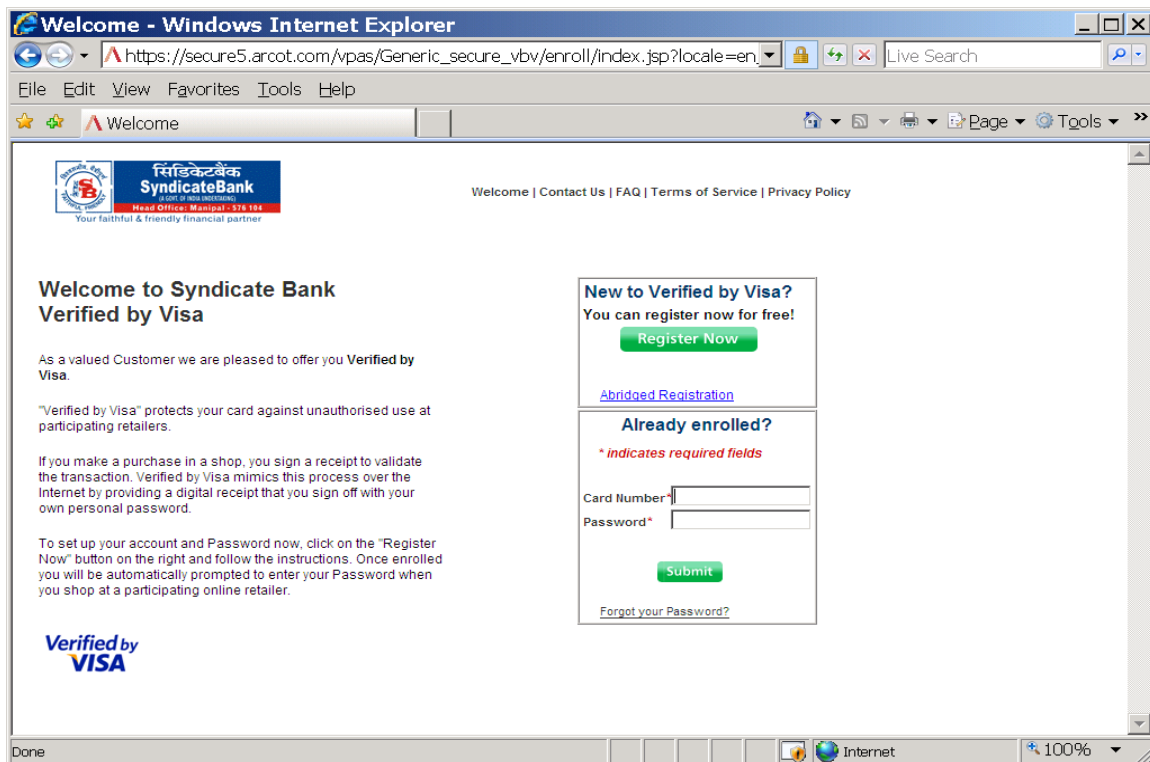


#### 2. Click on “Verified by VISA” picture on the left side of the screen.

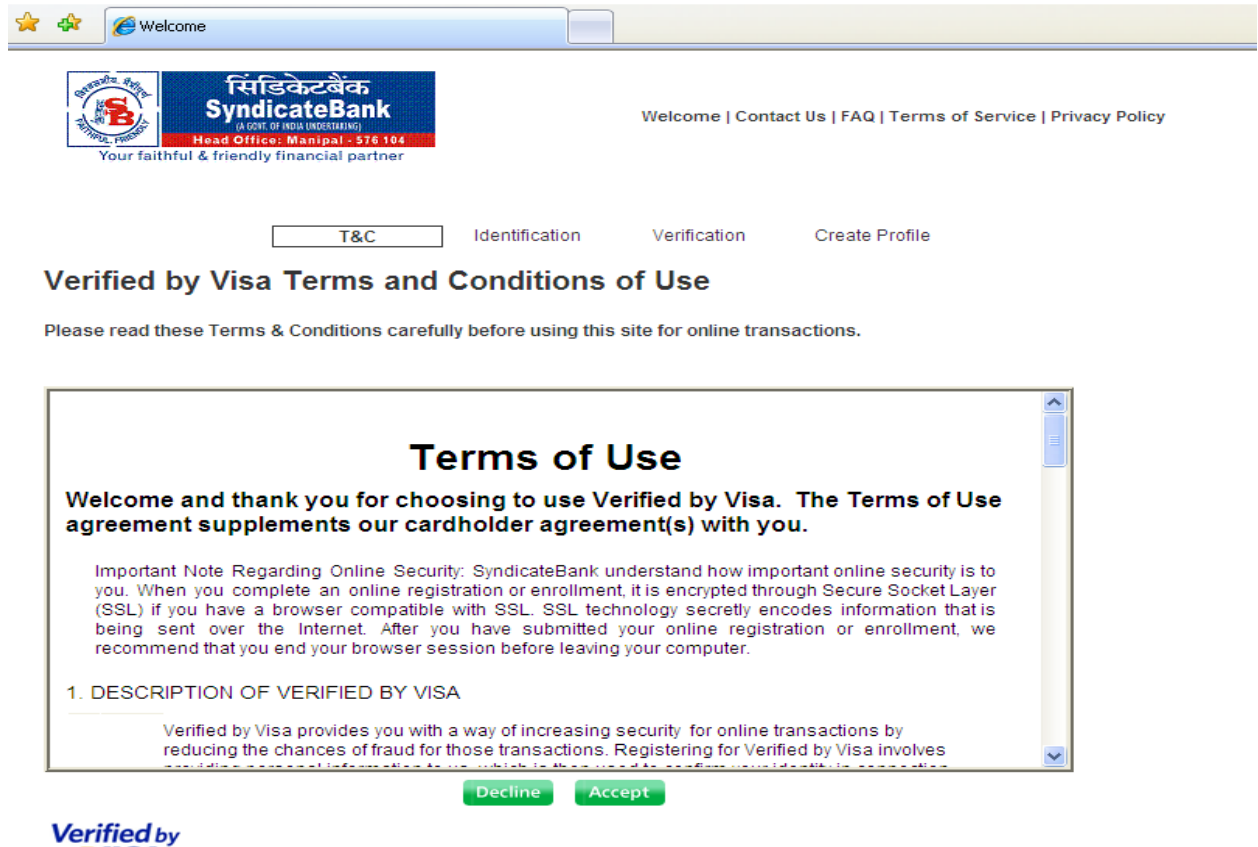
Next you get the screen shown below:




3. Click Syndicate Global Debit cards for creating password for Debit cards. You will get the welcome screen shown below:



**5. Accept the Terms and Conditions by clicking the Tab “Accept”:**



Welcome

 **सिंडिकेटबैंक**  
**SyndicateBank**  
(A GOVT. OF INDIA UNDERTAKING)  
Head Office: Manipal - 576 104  
Your faithful & friendly financial partner

Welcome | Contact Us | FAQ | Terms of Service | Privacy Policy

T&C Identification Verification Create Profile

### Verified by Visa Terms and Conditions of Use

Please read these Terms & Conditions carefully before using this site for online transactions.

### Terms of Use

Welcome and thank you for choosing to use Verified by Visa. The Terms of Use agreement supplements our cardholder agreement(s) with you.

Important Note Regarding Online Security: SyndicateBank understand how important online security is to you. When you complete an online registration or enrollment, it is encrypted through Secure Socket Layer (SSL) if you have a browser compatible with SSL. SSL technology secretly encodes information that is being sent over the Internet. After you have submitted your online registration or enrollment, we recommend that you end your browser session before leaving your computer.

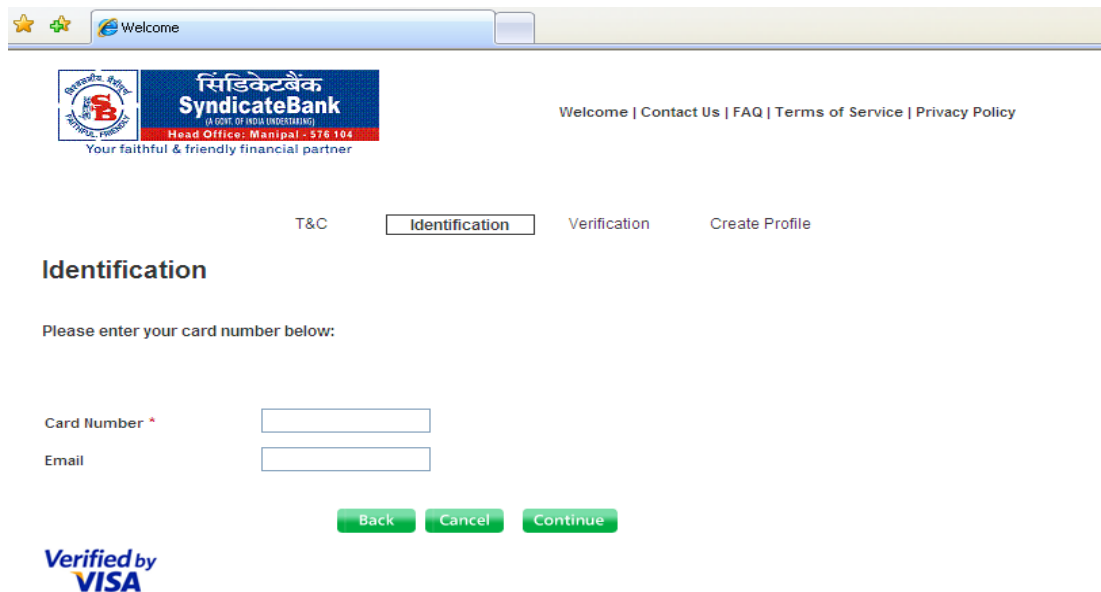
1. DESCRIPTION OF VERIFIED BY VISA

Verified by Visa provides you with a way of increasing security for online transactions by reducing the chances of fraud for those transactions. Registering for Verified by Visa involves providing information to us which is then used to confirm your identity in connection


Decline Accept

**Verified by**

**4. Enter the card number and email-id and click continue.**



Welcome

 **सिंडिकेटबैंक**  
**SyndicateBank**  
(A GOVT. OF INDIA UNDERTAKING)  
Head Office: Manipal - 576 104  
Your faithful & friendly financial partner

Welcome | Contact Us | FAQ | Terms of Service | Privacy Policy

T&C **Identification** Verification Create Profile

### Identification

Please enter your card number below:

Card Number \*

Email

Back Cancel Continue

**Verified by**  
**VISA**

7. Enter the 4 digit ATM PIN, Expiry date and phone number and click continue.

Welcome

सिंडिकेटबैंक  
SyndicateBank  
(A GOVT. OF INDIA UNDERTAKING)  
Head Office: Manipal - 576 104  
Your faithful & friendly financial partner

Welcome | Contact Us | FAQ | Terms of Service | Privacy Policy

T&C Identification **Verification** Create Profile

### Verification

Please type the requested information in the entry fields below.

\* indicates required fields

Account Information

Account Number xxxx-xxxx-xxxx-5959

ATM Pin \*  4 digit ATM Pin Number

Expiry Date \*  (MMYY)

Mobile Number \*

Back Cancel Continue

Verified by VISA

8. Create password and Personal message screen will appear, enter the password which should be between 6 to 10 characters (both inclusive) and should contain atleast one alphabet, one special character. (Eg:\*, @, ! Appearing on the number keys in your keyboard by pressing shift key).

सिंडिकेटबैंक  
SyndicateBank  
(A GOVT. OF INDIA UNDERTAKING)  
Head Office: Manipal - 576 104  
Your faithful & friendly financial partner

Welcome | Contact Us | FAQ | Terms of Service | Privacy Policy

T&C Identification Verification **Create Profile**

### Create Profile

\* indicates required fields

#### Password

When you make a online purchase, you will be asked for your password. Your password must conform to the password policy.

Password\*

Confirm Password\*

Your password must be between 6-10 characters and contain at least 1 alphabetic and 1 numeric character, atleast-1 special, NOT allowed special characters are &lt;\*>%,(,)-!?

#### Personal Message

As yet another security measure, we ask you to supply a Personal Message. When you see this message in the Online Authentication Program password window, that's your guarantee you are actually dealing with Online Authentication Program and not an impersonator. Your Personal Message must be from 1-30 characters.

Personal Message\*

Cancel Submit

Verified by VISA

After you enter the above details and click submit you will get a message “**Thank you for registering, congratulations**”.

## 9. Contact Us Page:



Welcome | Contact Us | FAQ | Terms of Service | Privacy Policy



### Questions or Concerns?

If you haven't found the answers to all of your questions or concerns on this Web site, please call us.

On the Web: <http://www.syndicatebank.in/>



## 10. Privacy Policy and Terms and conditions.



Welcome | Contact Us | FAQ | Terms of Service | Privacy Policy



### Terms of Use

**Welcome and thank you for choosing to use Verified by Visa. The Terms of Use agreement supplements our cardholder agreement(s) with you.**

**Important Note Regarding Online Security:** SyndicateBank understand how important online security is to you. When you complete an online registration or enrollment, it is encrypted through Secure Socket Layer (SSL) if you have a browser compatible with SSL. SSL technology secretly encodes information that is being sent over the Internet. After you have submitted your online registration or enrollment, we recommend that you end your browser session before leaving your computer.

#### 1. DESCRIPTION OF VERIFIED BY VISA

Verified by Visa provides you with a way of increasing security for online transactions by reducing the chances of fraud for those transactions. Registering for Verified by Visa involves providing personal information to us, which is then used to confirm your identity in connection with future online transactions for which Verified by Visa is used. Verified by Visa also may be used for record keeping and reporting purposes, as well as to help resolve transaction disputes. Your registration data and other personal information is not shared with the merchant.

#### 2. ACCEPTANCE OF TERMS

## 11. Frequently Asked Questions:

---



[Welcome](#) | [Contact Us](#) | [FAQ](#) | [Terms of Service](#) | [Privacy Policy](#)



### Some Frequently Asked Questions & Some Helpful Answers

There's a good chance you'll find the answer to most questions you may have about Verified by Visa below. If you don't find the answer to your question, simply click here to [contact us](#). We'll do our best to make things clear in a timely manner.

Click on the general category below to go to the frequently asked questions and answers on that subject.

[Questions About the Service](#)

[Questions About Shopping with Verified by Visa](#)

[Questions About Registration](#)

#### Questions About the Service

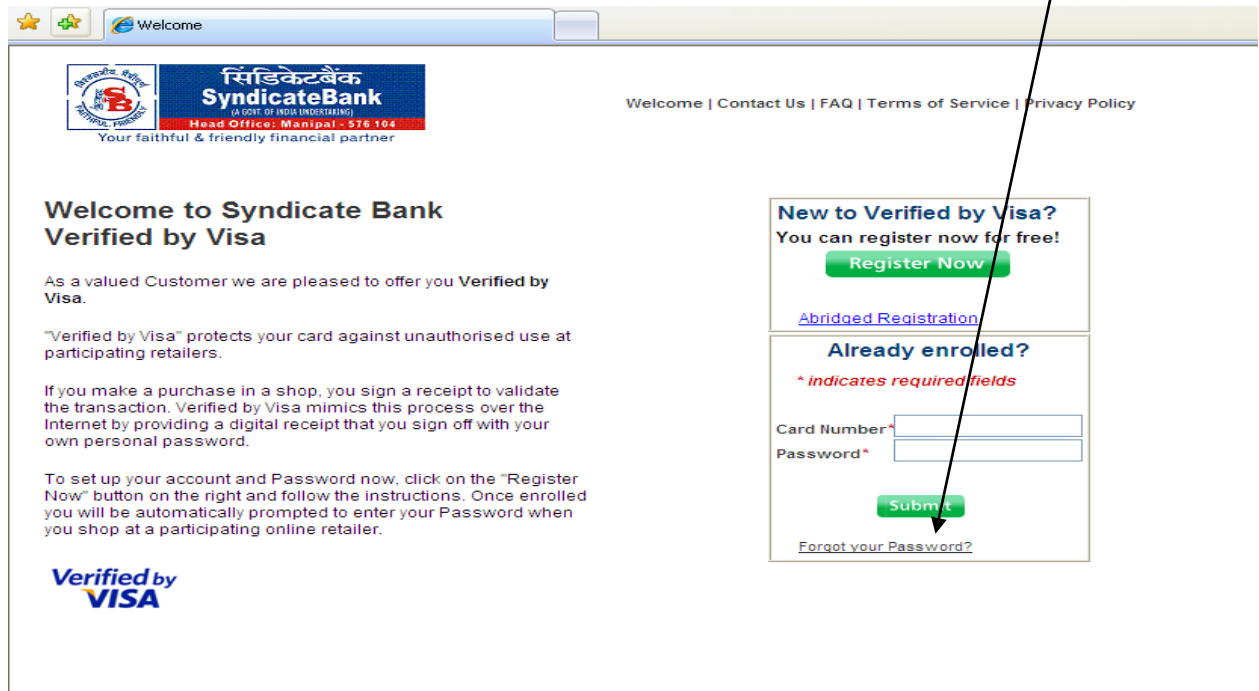
**Q:** What is Verified by Visa?

**A:** Verified by Visa is a service developed by SyndicateBank and Visa to help ensure that only you use your visa card to shop online.

**Q:** Who can register for Verified by Visa?

---

12. If the cardholder forgets the Password or the password entered by him at the time of transaction is not correct, he can create a new password by following the steps 1 to 3 and the welcome screen will be displayed. The cardholder has to click the line “**Forgot your password**” appearing the second box below and follow the steps.

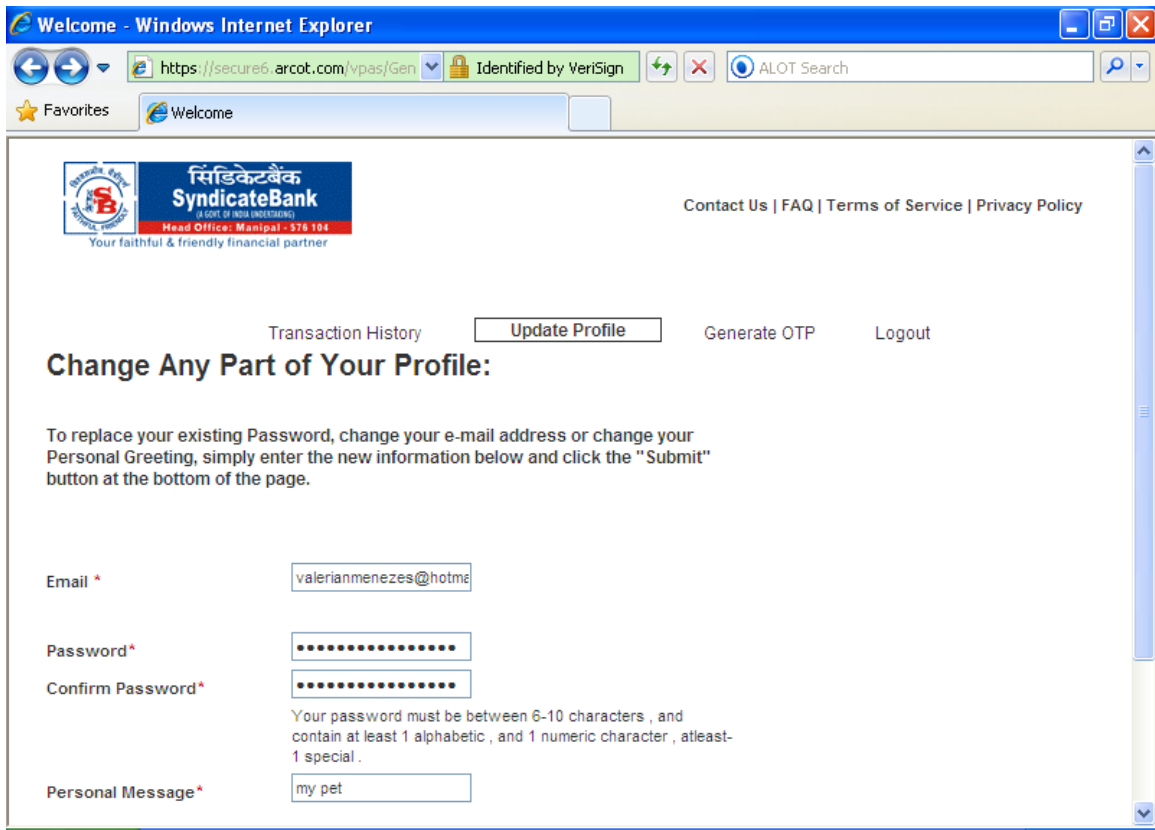


13. If the cardholder wants to change the password or any other information entered at the time of registration, he has to enter the card number and password under “Already enrolled?” in the same Box above and will be taken to the profile screen where he can change the details and save.

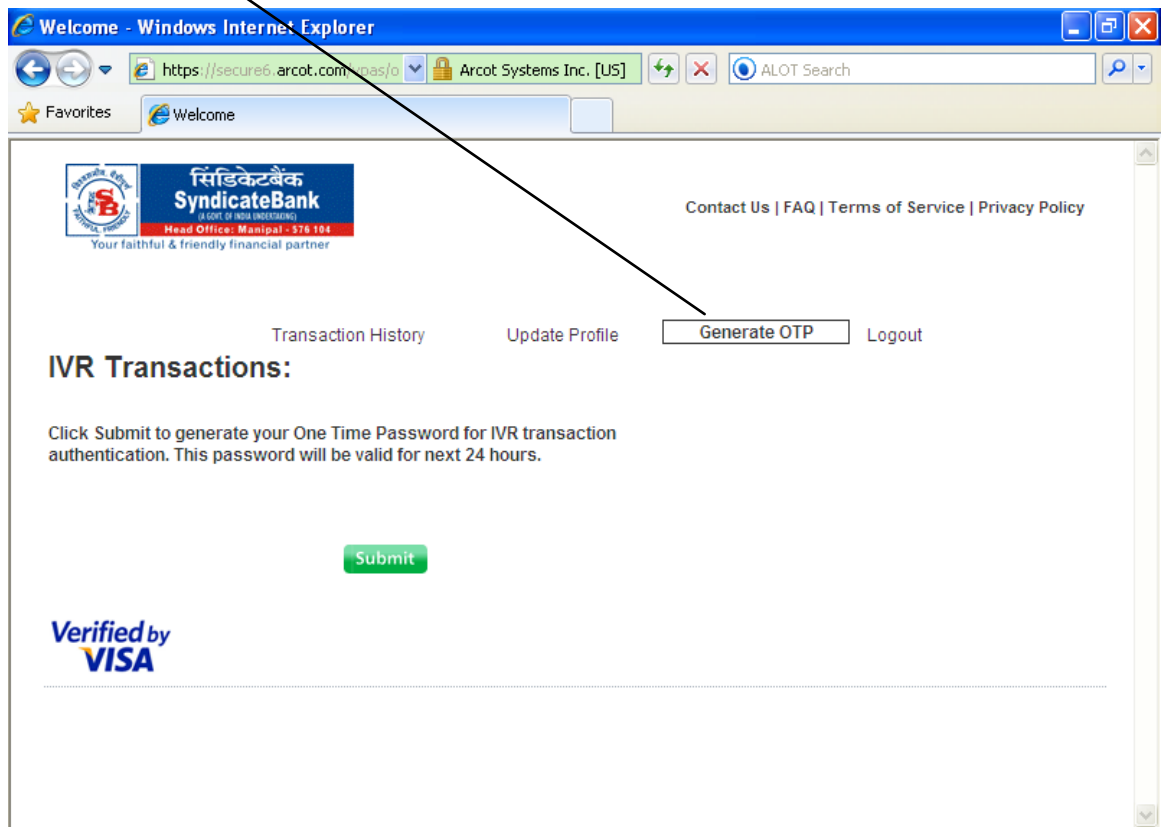
Steps for generating OTP (One Time Password) for IVR (Interactive Voice Response) system transactions:

1. Register for VbV (Verified by VISA) by following the steps mentioned in SI number 1 to SI.No.8.
2. Login into website [www.syndicatebank.in](http://www.syndicatebank.in) and click Verified by VISA picture appearing on the left of the screen. Then select Syndicate Bank Global Debit card and select .....
3. Go to the box already enrolled and enter the Card number and VbV password and you will get the screen shown below



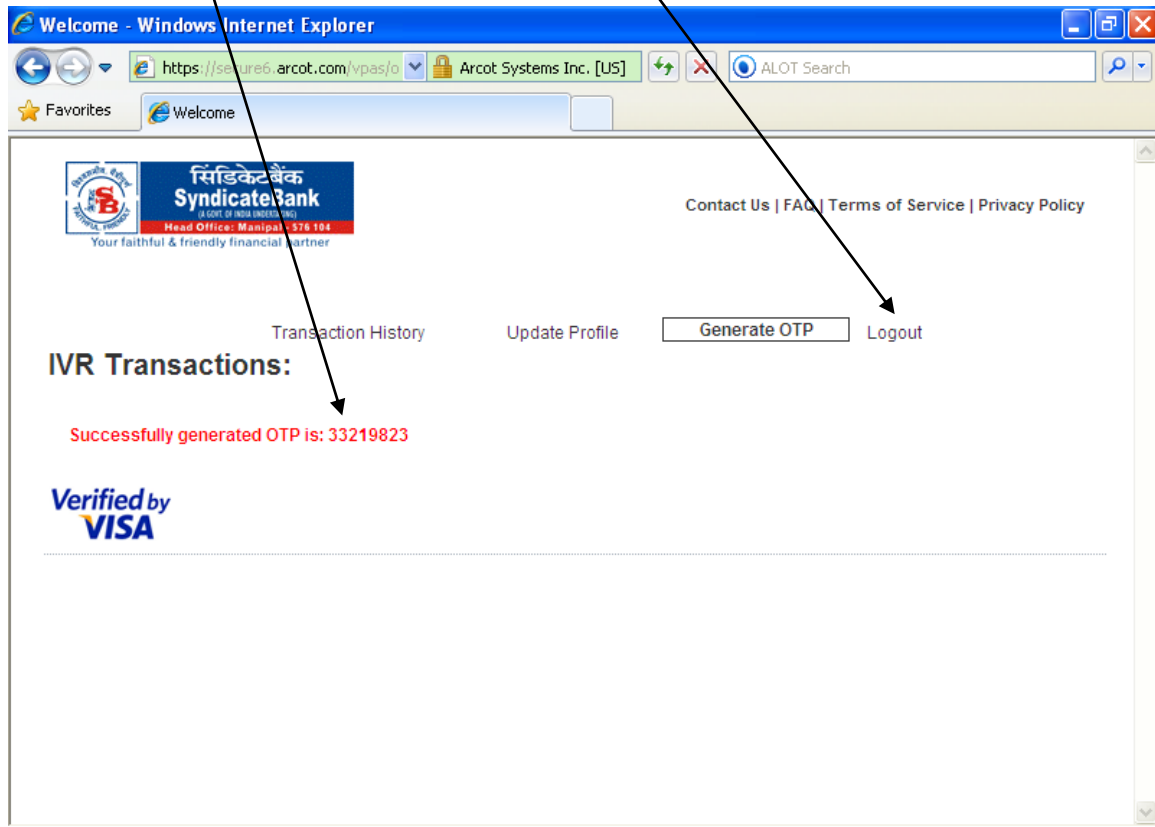


4. Click Generate OTP as shown in the screen below for generating OTP.





5. OTP consisting of 8 digits will be displayed on the screen as shown below. Please note down the Password and logout from the system. Enter the OTP password in the IVR based telephone/mobile for payment transaction through Syndicate Bank Global Debit card. Please



**Important:**

The OTP Password is valid for 6 hours from the time of generating and the latest password only will be valid and it will be valid for only one transaction. A new OTP password has to be generated for each transaction or on expiry of 6 hours from the time of generation.

**IMPORTANT NOTE:** The cardholder will be solely liable for any online or IVR or CNP (Card Not Present) transactions authenticated by the Password created; maintaining the confidentiality of the password and other information entered by him and cannot deny the transaction by breach of this condition.