

REGISTRATION & SCHEDULING

Important Instructions

1. Check your eligibility for NEET-PG 2013 on www.nbe.gov.in/neetpg.
2. You must purchase an Information Bulletin-cum-Examination Fee Voucher from selected list of Axis Bank branches prior to beginning the online registration process. More information may be found on www.nbe.gov.in/neetpg.
3. "*" indicates mandatory field. The boxes marked with this symbol must be filled in or you will not be allowed to complete your registration.
4. Ensure you have a valid and unique email address before you begin the registration process.

Overview

To register to take the NEET-PG 2013, go to www.nbe.gov.in/neetpg and click on the "Register for NEET-PG" link. You can register and schedule for the NEET-PG 2013 from **4 October – 12 November 2012**.

During registration, you will:

1. Create a profile.
2. Fill out the NEET-PG application.
3. Schedule your test.

Estimated time to complete this process: 15 minutes.

Before you begin, you should gather all the information you will need to complete the registration process, including your voucher, educational history, and internship details.


The screenshot shows the NEET-PG 2013 registration website. At the top, there is a header with the National Board of Examinations logo and the text 'National Eligibility-cum-Entrance Test (For Admission to Post Graduate Courses MD / MS / Post Diploma)'. Below the header, there is a 'Welcome to NBE Registration' message. The main content area is divided into three columns. The left column is for 'New users' and contains instructions for creating a profile, including a link to the information bulletin and a 'Begin my registration' button. The middle column is for 'Existing users' and contains a 'Log in' button. The right column is for 'News & notification' and contains a message about the registration closing on 12 Nov, 2012 at midnight IST. At the bottom of the page, there is a note about the system saving each step and a compatibility statement for Microsoft Internet Explorer and Mozilla Firefox.

Opening Screen

On the first screen of the registration website, you will see two boxes – "New users" and "Existing users." The first time you come to this website, please follow the instructions for "New users."

Voucher

For "New users," you must enter your voucher number. Use a coin and gently scratch (as illustrated on the right) to obtain your voucher number.



Captcha

You will see a special set of characters displayed on the screen. You will need to retype the characters in the box provided. These characters, called "Captchas," are a safety feature designed so the computer knows a human is entering the voucher number and not a computer programme. If you have trouble reading the characters, you can click the audio icon or the refresh icon. Once you have entered the Captchas, click on "Begin My Registration." This will take you to the next section, which is "Create a Profile."

A screenshot of a registration form. At the top, it says "I am ready to register". Below that is a field for "Enter your voucher number:" with a small link "(I do not have a voucher)". Then there is a field for "Enter the characters you see in the image below:" containing the number "35927" in a colorful, distorted font. There are two small icons (audio and refresh) to the right of the number. At the bottom is a green button that says "Begin my registration" with a right-pointing arrow.

1. Create a Profile

In this section, you will enter basic contact information.

Your name and email

1. You should enter your name exactly as it appears on your MBBS degree.
2. Enter your email address. This is where your Admit Card email will be sent.

Create a login

Creating a login enables you to log back in later if you need to make changes, or request a resend of your Admit Card or NEET-PG application.

1. Username. Must be a combination of alphanumeric characters (letters and numbers) but **does not** contain spaces or special characters. The maximum length allowed is 50 characters.
2. Password. Must be 7-20 characters long and contain **at least** one alpha and one numerical character.

A screenshot of the NEET-PG Registration website. The header includes the National Board of Examinations logo and the text "National Eligibility-cum-Entrance Test (For Admission to Post Graduate Courses MD / MS / Post Diploma)". On the left, there is a "NEET-PG Registration" sidebar with three steps: "1 Create Profile", "2 Apply for NEET-PG", and "3 Schedule test". The main content area is titled "Create a Profile" and has a "Log out" link. It is divided into two sections: "Your name and email" and "Create a login". The "Your name and email" section has a note: "Important: Your name must exactly match your name on your MBBS degree." and a field for "Full Name (as per your MBBS degree)". The "Create a login" section has fields for "Primary email address" and "Confirm primary email address", "Username", "Password" (with a note "password requirements") and "Confirm password", "Your secret reminder question" (with a dropdown menu for "Your mother's maiden name") and "Your secret answer" and "Confirm answer to reminder question". At the bottom, there is a "Data Privacy Policy" section with a note: "By selecting 'I agree', you acknowledge you have read and agree to the Prometric Data Privacy Policy. Agreement is required in order to register for your exam." and a checkbox for "Indicate your agreement" with "I agree" and "I do not agree" options.

3. Secret reminder question.
If you forget your username and password, this question will help verify your identity.
4. Read the Data Privacy Policy and indicate your agreement to the policy. Agreement is required to register for the NEET-PG.

*** Your secret reminder question**
Your mother's maiden name

*** Your secret answer** *** Confirm answer to reminder question**

Data Privacy Policy
By selecting "I agree", you acknowledge you have read and agree to the [Prometric Data Privacy Policy](#). Agreement is required in order to register for your exam.

*** Indicate your agreement**
 I agree I do not agree

Additional contact information

1. Primary telephone number. Enter the entire number. Mobile number is recommended as Prometric will be using this number to send important NEET-PG related text messages by SMS.
2. Secondary telephone number. You may enter either a landline or another mobile number. Include Area Code/STD code in case of a landline number.
3. Postal Address. This is where you would like correspondence sent. Each address line should be limited to 30 characters including spaces. You may make use of Address line 1, 2 and 3 in case of longer addresses.

Click "Save & Continue" to move on to the next section, which is the NEET-PG Application.

Note that once your profile has been created and saved, you will no longer be able to use your voucher number to create another profile.

Changes to your name or username will not be allowed once you leave this section.

Additional contact information

*** Primary telephone number** (examples) (Mobile phone recommended. Used for SMS notification)
Type: Country code: Primary Phone Number:

Secondary telephone number (examples) (Optional - Landline or Second Mobile number to be used as a backup)
Type: Country code: Secondary Phone Number:

Postal Address (address where you would like correspondence sent)

*** Country**

*** Address line 1**

Address line 2

Address line 3

*** City**

*** States / Union Territories**

*** PIN CODE**
(if you do not know your Pin Code look on the Indian Postal Services website—www.indiapost.gov.in)

Save & Continue →

* Asterisk indicates required field

2. Apply for NEET-PG

In the second section, you will enter information about yourself.

Personal Information

You will need to enter your Gender, Nationality, Category as per central list, Category as per domicile state list (for details refer to the Information Bulletin), and Date of Birth.

You will be asked about your preference to join an institute/hospital of Armed Forces.

You will also need to select "No" or "Yes" to the question "Are you a Person with Disabilities?"

You will be asked to choose your domicile state.

Apply for NEET PG [Log out](#)

Your username and password have been saved. Now, please complete the application.

Personal Information

*** Gender**
 Male Female

*** Nationality**
 Indian Other

*** Category**
(Select a maximum of two categories that apply)
 General
 Scheduled Caste (SC) - as per the central list ([To know more](#))
 Scheduled Tribe (ST) - as per the central list ([To know more](#))
 Other Backward Classes (OBC) - as per the central list

(Please choose your state category based on your domicile state)
 Scheduled Caste (SC) - as per the state list ([To know more](#))
 Scheduled Tribe (ST) - as per the state list ([To know more](#))
 Other Backward Classes (OBC) - as per the state list
 Does not apply

*** Are you willing to take up post graduate courses in institute/hospital of Armed Forces medical services?**
 No Yes

Please select which one of the following category of professional you belong to
 Serving Armed Forces Medical Services Officer
 Paramilitary Medical Officer
 Ex Short Service Commissioned Officer
 Civilian Doctor

*** Date of birth**

*** Are you a Person with Disabilities?** ([To know more](#))
 No Yes

*** Choose your domicile/native State/Union Territory** ([To know more](#))

Educational Background

You must enter the total aggregate marks obtained in your professional MBBS examination.

You will also be required to enter information on your MBBS, completion date for your internship (internship completion date must be on or before **31 March 2013**) and other educational qualifications.

Educational background

Fill in the total aggregate marks obtained in 1st+2nd+3rd (+4th, if any) professional MBBS examination and the total maximum marks.

* Your total percentage marks
87 % (How to enter marks)

* Year of Passing MBBS
May 2010

* State/Union Territory where your MBBS University/Institution is located.
Goa

* Choose the University/Institution where you completed your MBBS
(If college name is not in the list, select "Other" option. Then write name of college in corresponding field.)
Other

* Enter name of college
Please make sure that your university/institution is recognized by Medical Council of India.
Other

* Select the date of completion for your internship
May 2010

Additional Educational Qualifications

Year of Passing Additional Education
2010

Declaration by Candidate

In this section, you will be required to choose "I Agree" or "I Disagree" to the declaration statement. This declaration affirms that you are eligible to take the NEET-PG and all the information that you have entered is correct.

After reading this section, you need to choose "I agree," in order to click "Save & Continue" to proceed to the next section. **If you select "I disagree," you will not be allowed to proceed.**

Declaration by Candidate

I certify that I fulfill the eligibility requirements for NEET-PG and admission to MD/MS/PG Diploma Courses and have furnished complete and correct information. I understand that any instances of furnishing incorrect information detected at any stage of the selection process will automatically disqualify me from the selection process and I will not be allowed to appear for NEET-PG in future.

Similarly, if such instances go undetected during the current selection process but are detected in subsequent years, such disqualification will take place with retrospective effect. I also understand that provision of incomplete information will automatically disqualify me from the selection process. I have read the information bulletin and do hereby undertake that I will not indulge in any unfair means/practice for NEET-PG.

* Indicate your agreement I agree I disagree

[← Back](#) [Save & Continue →](#)

Errors

If you choose "Save & Continue" and you have not completed any mandatory fields (marked by "*"), a new screen will appear telling you what you need to correct. The fields that are missing are highlighted in red. In this example, the candidate still needs to specify where he/she completed his/her MBBS, as well as the internship completion date.

National Board of Examinations राष्ट्रीय परीक्षा बोर्ड National Eligibility-cum-Entrance Test (For Admission to Post Graduate Courses MD / MS / Post Diploma)

NEET-PG Registration

1. Create Profile ✓
2. Apply for NEET PG ✓
3. Educational background →
4. Schedule test

Apply for NEET PG

Please correct the following before continuing:

- * Please specify a valid institute name.
- * Please specify the internship completion date.

Educational background

Fill in the total aggregate marks obtained in 1st+2nd+3rd (+4th, if any) professional MBBS examination and the total maximum marks.

* Your total percentage marks
87 % (How to enter marks)

* Year of Passing MBBS
May 2010

* State/Union Territory where your MBBS University/Institution is located.
Goa

* Choose the University/Institution where you completed your MBBS
(If college name is not in the list, select "Other" option. Then write name of college in corresponding field.)
Other

* Enter name of college
Please make sure that your university/institution is recognized by Medical Council of India.
Other

* Select the date of completion for your internship
May 2010

Additional Educational Qualifications

Successful Submission of the Application

Once you complete the Application and choose the “I agree” button, all your information will be entered and saved into Prometric’s computerised data entry system. This could take several minutes. Please **Do NOT** close this window while your information is being saved.

After your information has been successfully saved, a copy of your application will be emailed to you within 24 hours to the email address specified by you.

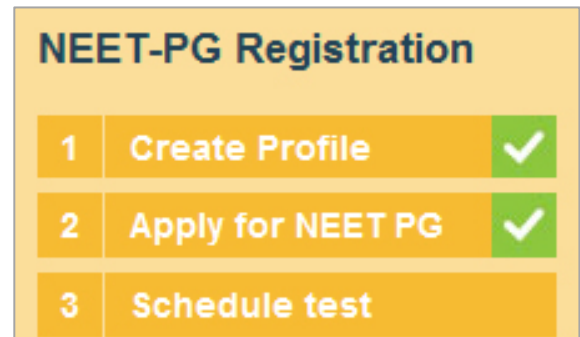
You can now move on to Schedule your test.



3. Schedule test

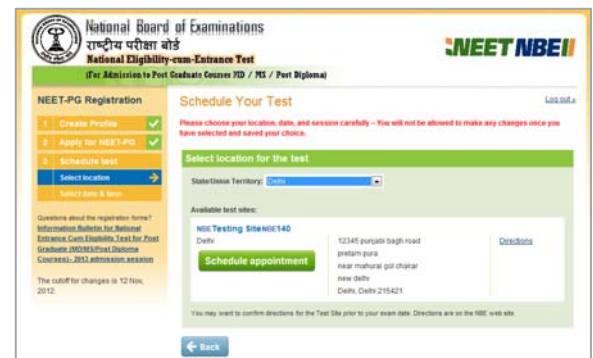
Once your application has been successfully submitted, you can continue the online process to schedule an appointment to take the NEET-PG. You will be asked to choose a site and pick an available date and time at that site.

The NEET-PG may be taken during the window of **23 November – 6 December 2012**. There will be two sessions each day – at **10 a.m.** and at **3.15 p.m.** Each candidate is only required to appear in one session during this testing window.



Select Location for the Test

When choosing a test site location, you will see “State / Union Territory” followed by a white box with an arrow at the end. Click on the arrow and scroll down to see a list of the states and territories where the NEET-PG will be given. Click on the state or territory where you would like to take the NEET-PG. Next, you will see a list of the test site locations available. Click on “Schedule appointment” under the site of your choice.



Select date and time

Once you choose your site, you must choose the date you want to take the NEET-PG. You will only be able to select dates highlighted in blue. If a date in the test window is not shown, it means that all available testing sessions at that site for that date have already been filled. Once you choose the date, you will need to choose the 10 a.m. session or the 3.15 p.m. session. If either of these two times does not appear, it means all available testing seats for that time have already been filled.

If a site no longer has any available dates, you may use the blue "Back" button at the bottom of the screen to search for other sites.

Once you have made your site, date and time selections, you must click the "Save & Finish" button at the bottom of the screen.



National Board of Examinations
राष्ट्रीय परीक्षा बोर्ड
National Eligibility-cum-Entrance Test
(For Admission to Post Graduate Courses MD / MS / Post Diploma)

NEET-PG Registration

- Create Profile ✓
- Apply for NEET-PG ✓
- Schedule test

Select location ✓

Select date & time →

Questions about the registration form?
[Information Bulletin for National Entrance Cum Eligibility Test for Post Graduate \(MD/MS\) \(Special Diploma Courses\)-2012](#)
[admission 2012](#)

The cutoff for changes is 12 Nov, 2012.

Schedule Your Test

Please choose your location, date, and session carefully – You will not be allowed to make any changes once you have selected and saved your choice.

Select date & time

Select a date: (available days are in blue)

| November 2012 | | | | | | | December 2012 | | | | | | |
|---------------|----|----|----|----|----|----|---------------|----|----|----|----|----|----|
| S | M | T | W | T | F | S | S | M | T | W | T | F | S |
| | | | | | | 1 | | | | | | | 1 |
| 4 | 5 | 6 | 7 | 8 | 9 | 10 | 2 | 3 | 4 | 5 | 6 | 7 | 8 |
| 11 | 12 | 13 | 14 | 15 | 16 | 17 | 9 | 10 | 11 | 12 | 13 | 14 | 15 |
| 18 | 19 | 20 | 21 | 22 | 23 | 24 | 16 | 17 | 18 | 19 | 20 | 21 | 22 |
| 25 | 26 | 27 | 28 | 29 | 30 | | 23 | 24 | 25 | 26 | 27 | 28 | 29 |
| | | | | | | | 30 | 31 | | | | | |

Select a time

10:00 AM

3:15 PM

Your selection:

NBE Testing Site NBE140
1245 PUNJAB BAGH ROAD
BRESTANI PURA
NEAR MAHURAI GOL CHAKAR
NEW DELHI
Distt. CMR 110021

Friday
30 November 2012

* Asterisk indicates required field

← Back Save & Finish →

Confirmation Page

If all information has been entered correctly, you will see a confirmation screen. You should read the confirmation screen to make sure all information is correct. If something is not correct, click the "Edit" button in the area where there correction needs to be made. **Note that no reschedule will be allowed.**

Be sure to review the page to make sure there are no red "Pending" buttons. A "Pending" button means you still need to enter some information. Click on the "Finish my registration" button to complete your registration and scheduling process.

If any information is incorrect, you can click the "Edit Profile" or "Edit Application" buttons to make corrections.

If all information is correct, click on the "I am done (exit)" button to end your scheduling session. You will be sent an email Admit Card and Application Summary to the email address specified by you within 24 hours.

If you prefer, while on the confirmation page, you have the option to print your NEET-PG Admit Card and to print your Application Summary. Even if you print from this screen, the information will still be emailed to you.

National Board of Examinations
राष्ट्रीय परीक्षा बोर्ड
National Eligibility-cum-Entrance Test
(For Admission to Post Graduate Courses MD / MS / Post Diploma)

NEET-PG Registration

1 Create Profile ✓
2 Apply for NEET-PG ✓
3 Schedule test ✓

Next steps
• Check your email.
• Print out the Admit Card to bring to the test.

If you need to make changes later
To edit your application, log back into nbe.prometric.com with your username (neetrajukumar).

Remember you are not allowed to reschedule your appointment.

Questions about the registration forms?
[Information Bulletin for National Entrance Cum Eligibility Test for Post Graduate \(MD/MS/Post Diploma\) Courses - 2012 admission session](#)

The cutoff for changes is 12 Nov, 2012.

Welcome back, Raju Kumar [Log out](#)

✓ Your NEET-PG registration is now complete.
You should receive 2 emails at rajuj@kumar.com within 24 hours. One contains your application and one contains your Admit Card.
Your information is below. Review it to make sure it is correct. Additional information for identification at the site. Candidate will need to bring at least one original and valid (not expired) photo identification to the test centre. The name on your photo identification must match your name as entered in your registration. Acceptable forms of photo identification are limited to Driver's license, Passport, PAN Card, Voter ID, Aadhar card, MCI/State Medical Council registration certificate bearing photograph of the candidate. Photocopies of the original are not acceptable. Candidates will not be permitted to take the test if photo identification is not presented.

[I am done \(exit\) →](#)

Test Appointment COMPLETE [Print Admit Card](#) [Email Admit Card](#)

Test Site: NBE Testing Site NBE140
City: [Durgam](#)

Date and time: Friday, 30 November, 2012 10:00 AM
You must arrive by 9:00 AM

CAT Registration No.: 8R225230
Order Confirmation No.: W552Y25008

You must bring to the test:
• Printed copy of Admit Card
• 1 valid photo identification (not expired)

Profile COMPLETE [Edit Profile](#) [Change Password](#)

Name: Raju Kumar Phone 1: 91 987654321
Username: neetrajukumar Phone 2:
Email: rajuj@kumar.com Address: 1 First Lane
City: Gurgaon
State: Delhi

NBE Application COMPLETE [Print Application](#) [Email Application](#) [Edit Application](#)

| Personal Information | Educational Background |
|--|--|
| Gender: Male | MBBS Total Marks: 87.0% |
| Nationality: Indian | Year of Passing MBBS: May 2010 |
| Category: General | State of Institute: Goa |
| Domicile State Category: | Institution: Goa Medical College, Panaji |
| Willing to attend PG courses in Institute (physiotherapy) under AFM's: Yes | Internship Completed on: 09 Feb 2012 |
| Date of birth: 29 December, 1990 | Additional Qualifications: |
| Differently-abled (DA) candidate: Yes | Additional Qualifications Pass Year: |
| Options State/Union Territory: Rajasthan | |

[I am done \(exit\) →](#)

YOUR NEET-PG registration is now complete

[Finish my registration →](#)

Test Appointment PENDING [Print Admit Card](#) [Email Admit Card](#)

Profile COMPLETE [Edit Profile](#) [Change Password](#)

Name: Raju Kumar Phone 1: 91 987654321
Username: neetrajukumar Phone 2:
Email: rajuj@kumar.com Address: 1 First Lane
City: Gurgaon
State: Delhi

NBE Application PENDING [Print Application](#) [Email Application](#) [Edit Application](#)

[I am done \(exit\) →](#)

Admit Card Summary Email

When you receive your Admit Card by email, you should read it carefully and verify all information is correct. You should then print a copy.

You **must bring** the Admit Card with you on the day you take your test. You will not be allowed to test without the Admit Card.

To the right is an example of what your email Admit Card will look like. You should expect to receive this email within 24 hours of submitting your completed application and scheduling.

When you begin your test, you must enter the NEET-PG Registration Number/Prometric Testing ID on your admit card into the computer.

Application Summary Email

Once your NEET-PG application has been successfully submitted, a summary of your application will be sent to you via email within 24 hours. Please save and print a copy of the application for your records.

To the right is an example of what your email application summary will look like. You should expect to receive this email within 24 hours of submitting your completed application.

| ADMIT CARD FOR NEET - PG 2013 ADMISSION SESSION | |
|---|---|
| Dear Raju Kumar | |
| Thank you for scheduling for National Eligibility and Entrance Test (NEET) – PG 2013 Admission session. | Please your recent passport sized photograph here. The photograph must be duly attested by a Gazetted Officer of State/Central Government |
| Your appointment request has been received and confirmed. Please do not reply to this e-mail. For additional information, visit the NEET website at http://www.nbe.gov.in/neeetpg | |
| This confirmation is your official admit card. You must bring this with you to the testing centre on the day of your examination. | |
| To begin exam, you must enter your Registration Number/Testing ID (Roll No.): SR2255230 | |
| Confirmation Number: W55SYD5006 | |
| Examination Date: 30 Nov, 2012 | |
| Examination Time: 10:00 AM | |
| Reporting time is 1 hour prior to the exam start time. The test center gates will close 30 minutes before the test start time, no late entry is permitted after that. | |
| Examination duration includes 15 min for theoretical, 3 hr and 15 min | |
| Candidate's Name: Raju Kumar | |
| Candidate Address: 1 First Lane Gurgaon, Delhi, 500000, India | |
| Candidate Email Address:raju@kumar.com | |
| Category: General | |
| Willing for Courses in AFMS Institutes/Hospitals:Yes | |
| Domicile State Category: | |
| Date of Birth:29 Dec, 1990 | |
| Test Site: NBE Testing Site NBE140 | |
| Test Code: NB0129 | |
| Test Site Address:12345 punjabi bagh road pretam pura near maharaj gol chakar new delhi Delhi, Delhi, 215421, India | |
| Admit Card Issued By: National Board of Examinations (In Association with Prometric) | |
| Medical Enclave, Ansari Nagar, Ring Road, New Delhi – 110029 | |
| Fax: 91-11-45593009; Email: neeetpg@nbe.gov.in | |
| Website: http://www.nbe.gov.in/neeetpg | |
| This Admit card is governed by the information bulletin for NEET PG – 2013 Admission Session. Kindly read the instructions for candidates stated in the next page. | |

| Thank you for registering for NEET – PG. | |
|--|----------------------------|
| NBE NEET PG Application | |
| Registration Number/Testing ID: | SR2255230 |
| Personal Information | |
| Candidate's Name as per MBBS Degree: | Raju Kumar |
| Gender: | M |
| Nationality: | Indian |
| Category: | General |
| Domicile State Category: | |
| Willing for Courses in AFMS Institutes/Hospitals: | Yes |
| Date of Birth: | 29 Dec, 1990 |
| Person with Disabilities: | Yes |
| Domicile State: | Rajasthan |
| Educational Information | |
| MBBS Your Percentage Marks: | 87.0 |
| University/Institution: | Goa Medical College, Ponda |
| State of University: | Goa |
| Month and Year of Passing: | May 2010 |
| Internship completion date: | 09 Feb 2012 |
| Additional Educational Qualifications: | |
| Year of Passing: | |
| For queries, contact 0124-4517187 from 9:00 AM to 5:00 PM. | |

Re-entering the NEET-PG Scheduling System

If you have already begun the registration and scheduling process, but need to finish the process, edit your application information, get another copy of your application or a copy of your admit card, go <https://nbe.prometric.com> and use the “Existing Users” link on the right-hand side. You will need to enter the username and password you’ve already created then click on “Log in.”

Note that no cancellation or changes to your testing schedule will be allowed once you have completed your registration and scheduling process.

Registration closes at 11.59 p.m. on 12 November, 2012. **No changes will be allowed after that time.**

Registration Help

If, during the registration process, you have questions or need help, you should click on the information links. They are always in blue text and underlined.

Information related to the area that you are completing will pop up.

The screen shot on the right is an example of someone who clicked on the “password requirements” link.

The Testing Process

You will take the NEET-PG on a computer at the test centre you selected during the Scheduling part of the online registration process. You do not need any computer experience or typing skill to take your test. Your NEET-PG examination will begin with a short tutorial on the test and its features.

You must arrive **one (1) hour** before your scheduled appointment. This allows time for you to sign in and for staff to verify your identification and documentation.

You will need to bring the following items with you to the test centre:

1. **Admit Card.** You must bring your Admit Card with you to the test centre. You will not be allowed to test without it. Please paste your recent photograph on the Admit Card and get it attested by a gazetted officer.
2. **Required Identification.** You must present an original, valid (non-expired) form of photo identification before you can test. The name on the photo identification must match your name as entered in the NEET-PG registration. Acceptable forms of photo identification are limited to: Passport, PAN Card, Voter's ID, Driving License, Aadhar Card or MCI / State Medical Council registration certificate bearing the candidate's photograph. Expired or Photocopies of the original are *not* acceptable.

Note: If you do not present an appropriate photo identification, you *will not* be allowed to take the NEET-PG.

Test Centre Rules

To ensure that all candidates are tested under equally favourable conditions, the following regulations and procedures will be observed at each test centre. Your failure to follow any of the security procedures may result in the disqualification of your test. NBE and Prometric reserve the right to audiotape and videotape any test session.

References. No reference materials, papers or study materials are allowed at the test centre. If you are found with these or any other aids, you will not be allowed to continue the test and your answers will not be scored. You will be provided with scratch papers and pencils to use during the test session. These items (used and unused) must be returned at the end of the test session. Removing scratch paper from the test centre will be considered an act of misconduct.

Personal Items. Personal items, other than identification documents, are not allowed in the testing room. This includes cell phones, PDAs, BlackBerry® devices, digital/analogue watches, and any other electronic or photographic devices. You will not have access to your personal items during the test. If you fail to follow the directions of the test centre staff, you will not be permitted to take the test. Any violation of this procedure during the test may result in cancellation of your scores, dismissal by the test centre staff, or banning from future testing. Test Centres, Prometric and NBE assume no responsibility for personal items or devices that you choose to bring into the test centre.

Breaks. There are no scheduled or unscheduled breaks. Once you have been seated at the test centre, you must remain in your seat during the test except when authorised to leave by a test centre staff member.

Visitors. Friends or relatives who accompany you to the test centre are not allowed to wait in the test centre or be in contact with you while you take the test.

Misconduct or Disruptive Behaviour. Candidates who engage in any kind of misconduct or disruptive or offensive behaviour may be dismissed from the test. Examples are: giving or receiving help, taking part in an act of impersonation, removing test materials or notes from the testing room, using rude or offensive language and behaviour that delays or interrupts testing.

Weapons. Weapons are strictly prohibited at the test centre.

Questions on Test Content. Test centre administrators are not allowed to answer any questions pertaining to the test content. If you do not understand a question on the test, you should answer the question to the best of your ability.