

ADMISSIONS 2014-15

Design
Aptitude
Test for
GDPD

12th
January,
2014.
Sunday

TOTAL TIME: 3 HOURS
TOTAL MARKS: 50

795251

FOR OFFICE USE ONLY

	MAX. MARKS	MARKS OBTAINED	EVALUATOR'S SIGNATURE
Q 1	07	① ② ③ ④ ⑤ ⑥ ⑦ ⑧	
Q 2	07	① ② ③ ④ ⑤ ⑥ ⑦	
Q 3	07	① ② ③ ④ ⑤ ⑥ ⑦	
Q 4	07	① ② ③ ④ ⑤ ⑥ ⑦	
Q 5	07	① ② ③ ④ ⑤ ⑥ ⑦	
Q 6	07	① ② ③ ④ ⑤ ⑥ ⑦	
Q 7	08	① ② ③ ④ ⑤ ⑥ ⑦	
TOTAL	50		



राष्ट्रीय डिज़ाइन संस्थान
NATIONAL INSTITUTE OF DESIGN

795251

INSTRUCTIONS FOR THE CANDIDATE

- Write only your candidate id in the specified place given on this page.
- Do NOT write your name anywhere in the booklet. This may lead to disqualification.
- There are 7 questions in this test.
- Read all the questions carefully.
- You may attempt the questions in any order you prefer.
- Follow the instructions given by the invigilator.
- Any candidate found copying or receiving assistance or giving assistance during the examination is liable for disqualification.
- On completion of the test, you must hand over this booklet to the invigilator before leaving the examination hall.

CANDIDATE ID

AS WRITTEN ON YOUR HALL TICKET

--	--	--	--	--	--	--	--

INVIGILATOR'S SIGNATURE

FALSE SEAL
FALSE SEAL

[REDACTED]

this page
is
intentionally
left blank

[REDACTED]


Question 1.

(8 subquestions x 1 = 08 marks)

There are 8 images given below. Write in one word the appropriate meaning below each image.


















↑ FOR OFFICE USE ONLY ↓

Question 2.

(7 subquestions x 1 = 07 marks)

There is a photograph and supporting text given below of a recent incident, which shook the world. Study and read them carefully and answer all the questions on the facing page.



“The lives of hundreds of thousands of people continue to be affected by the Fukushima nuclear disaster, especially the 160,000 who fled their homes because of radioactive contamination, and continue to live in limbo without fair, just, and timely compensation. They have only a false hope of returning home, yet the Japanese government is eagerly pushing to restart reactors, against the will of its people, and without learning true lessons from Fukushima.”

Text courtesy <http://www.greenpeace.org>

Q2a. What triggered the Fukushima disaster?

Q2b. Which year did this happen?

Q2c. What does Tsunami mean in English?

Q2d. Which famous Japanese manga painter made it iconic?

Q2e. Name two other nuclear disasters of such magnitude?

Q2f. Name any Indian nuclear plant within similar risk zone as Fukushima?

Q2g. What is Greenpeace?

CN4B4AT4NM
[Barcode]


↑ FOR OFFICE USE ONLY ↑

Question 3.

(4 + 3 = 07 marks)

The existing buckets are not convenient for use by elderly persons. Sketch/illustrate a bathroom bucket for elderly people with ease of use for bathing, as well as safe and easy to carry when filled with water.

Also explain the effectiveness of your idea, in maximum three sentences.



Question 4.

(2 + 5 = 07 marks)

↑ FOR OFFICE USE ONLY ↓

Select by tick marking any two objects from the list given below.

Draw each object in the given boxes.

- | | | | | |
|----------------|---------------|--------------|---------|------------------|
| banana | eagle | key | mug | sim card |
| bell | ear | laddu | needle | slipper |
| brinjal | electric plug | legs | parrot | socks |
| bucket | hammer | lips | pencil | spanner |
| butterfly | hands | lock | puri | spoon |
| candle | jalebi | mango | roti | star |
| computer mouse | jar | moon | saw | trumpet |
| cup | jug | mouse (real) | scissor | usb memory stick |
| | | | shoes | wheel |

--	--

Combine the selected objects into one integrated figure and give a caption to the same.

Refer to the example given here.



Selected Objects:

pear & bulb

Caption:

"eat right & think bright!"

--

CAPTION

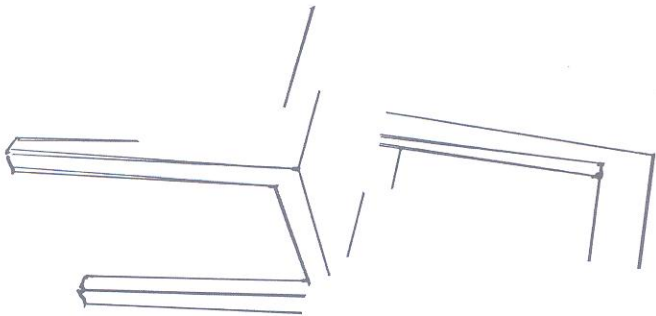



↑ FOR OFFICE USE ONLY ↑

Question 5.

(07 marks)

Complete the object given below. Now draw a LPG gas cylinder (contains 14.2 kg gas) and a deliveryman in uniform in relevant pose with the object you completed.





Question 6.

(3.5+3.5 = 07 marks)


↑ FOR OFFICE USE ONLY ↓

Given here is a picture of a painting originally created in grey, black and white by a famous Spanish painter of 20th century. There are many meaningful details in the painting. A close-up of one such detail is selected, shown and titled separately as an example*



"Weak & Broken"

Likewise, select two most expressive close-ups from other areas in the painting. Draw them in the boxes given below. Give appropriate titles to both.



Question 7.




(6 + 1 = 07 marks)

Three frames are given in the following pages with a few elements already drawn or written. Using these elements, without changing their sequence, build a story by adding relevant drawings and text in suitable places.

①

WATCH OUT THERE!

2



3




Moral of the story




this page may be used for rough work





this page may be used for rough work



EA LSEALSEALSEA
EA LSEALSEALSEA
EA LSEALSEALSEA



this page
is
intentionally
left blank

