



Question 6.

(3.5 + 3.5 = 07 marks)



↓ FOR OFFICE USE ONLY ↓

Given here is a picture of a painting originally created in grey, black and white by a famous Spanish painter of 20th century. There are many meaningful details in the painting. A close-up of one such detail is selected, shown and titled separately as an example*



"Weak & Broken"

Likewise, select two most expressive close-ups from other areas in the painting. Draw them in the boxes given below. Give appropriate titles to both.



Question 7.





(6 + 1 = 07 marks)

Three frames are given in the following pages with a few elements already drawn or written. Using these elements, without changing their sequence, build a story by adding relevant drawings and text in suitable places.

①

WATCH OUT THERE!

2



3




Moral of the story




this page may be used for rough work





this page may be used for rough work



EA LSEALSEALSEA
EA LSEALSEALSEA
EA LSEALSEALSEA



this page
is
intentionally
left blank

