

Infant, Primary & Junior Schools Information Booklet

School Admissions Information Booklet
for the **2015-2016** academic year



Cheltenham Borough
Cotswold District
Forest of Dean
Gloucester City
Stroud District
Tewkesbury District



Gloucestershire

COUNTY COUNCIL

How to apply

Please read this booklet and the **School Admissions Guidance Booklet**. Copies are available from www.gloucestershire.gov.uk/schooladmissions

Admissions and Transfer Team

01452 425407

www.gloucestershire.gov.uk/schooladmissions

CONTENTS

	Page
Admissions and Transport Team	4
Admission information	5
General information	6
Oversubscription criteria and admission policy (Community and Voluntary Controlled schools)	8
School location maps	10
A-Z of schools	14



ADMISSIONS AND TRANSPORT TEAM

The admissions and Transport Team is divided into five sections:

Admissions and Transfer Team

Who deal with all mainstream schools/academies and children of primary and secondary transfer age, covering applications for school/academy places for admission to reception class at primary schools/academies, year 3 at junior schools/academies and year 7 at secondary schools/academies.

T: 01452 425407

E: school.admissions@gloucestershire.gov.uk

In-year Admissions Team

Who will advise on applications for a place at a mainstream school/academy in Gloucestershire, appeals and applying for an out of county school place outside of the normal year of entry, which is dealt with by the Admissions and Transfer Team.

T: 01452 426015

E: inyear.admissions@gloucestershire.gov.uk

Transport and Benefits Team

Who deal with free school meals and applications for mainstream home to school/academy transport, including those children with a short term medical condition which may affect their home to school/academy travel.

T: 01452 425390

E: edsupport@gloucestershire.gov.uk

SEN Transport Team

Who deal with applications for home to school/academy transport for children with special educational needs, long term medical conditions or disabilities.

T: 01452 426770

E: sen.transport@gloucestershire.gov.uk

Development, Appeals and Policies Team

Who deal with consultations on admissions policies and term dates, managing admission timelines and projects, statistical and data analysis and appeals information gathering and presenting.

T: 01452 425173

E: admissionpolicy@gloucestershire.gov.uk

All five teams work very closely together to ensure that your child has a smooth transition into school/academy.

Admissions and Transport Team
Shire Hall, Westgate Street,
Gloucester GL1 2TP

ADMISSION INFORMATION

Each school has admission criteria. If a school receives more applications than places on offer, we will explain how they will be allocated.

Admission number and previous applications

This is the total number of pupils that the school can admit into Reception (or Year 3 for Junior Schools). We have also included the total number of pupils in the school so you can gauge its size. The number of all preferences and first preferences will also help you to see how oversubscribed a school is, as this will tell you how many parents had named a school as one of their preferences on their application form and how many of these had placed it as their first preference.

Admission policy

Admission policies are set by the admission authority for the school (the Local Authority for Community & Voluntary Controlled Schools and the Governing Body for Free, Foundation, Academies & Voluntary Aided Schools) and are applied for new children entering a school. We have included the most important aspects of each school's admission criteria so you are aware before applying for a school place. This will include whether the school has a supplementary information form

that you may need to complete and how to obtain this. The complete version of each school's admission policy is available from www.gloucestershire.gov.uk/schooladmissions, the school itself, the school's website, or by contacting the Admissions and Transfer Team. The admission policy for all Community and Voluntary Controlled schools can be found on page 8.

Oversubscription criteria

If a school receives more preferences than places available, the admission authority will place all children in the order in which they could be considered for a place. This will strictly follow the priority order of their oversubscription criteria. Next to each criteria we have identified how many children were offered a place at the school for that reason for September 2014. We suggest you read the oversubscription criteria to see how many children were offered places last year, for all of the schools that you are considering as your preferences, to assess how likely it is that your application will be successful. We can't guarantee your child will be offered one of their preferred schools, but they will have a stronger chance where they meet higher priorities in the criteria.



GENERAL INFORMATION

Children with Special Educational Needs (SEN)

The Children and Families Bill, expected to be in force by 1st September 2014, proposes a number of changes to the current practices and processes, including a new SEN Code of Practice. It is expected that Governing Bodies of ALL types of schools and settings will be required to admit pupils with statements of SEN or Education, Health and Social care Plans, where a particular school or setting is named, even if that school or setting is full.

As at present, this will be subject to certain conditions being met.



Parents and carers of children with either a statement or an EHC Plan can contact their SEN Casework Officer for further advice and support.

This guidance will be updated in light of the Children and Families Bill when it is enacted.

In-year fair access protocols

Gloucestershire County Council has protocols in place to ensure that Admissions and Transfer is secured quickly for children who do not have a school place and that schools have an equitable spread of vulnerable children or those who are hard to place. All schools in Gloucestershire, including the Community and Voluntary Controlled Schools encompassed by these admission arrangements, have signed up to the fair access protocols and if a vulnerable child within these protocols requires a place at school, they will take precedent over any child on the waiting list.

Sibling definition

The admission criteria for Community and Voluntary Controlled Schools offers a higher priority for children with siblings who will still be attending the school when the applicant child is admitted. (Sibling refers to brother or sister, half brother or sister, adopted brother or sister, step

brother or sister, or the child of the parent/carer's partner as well as children who are brought together as a family by a same sex civil partnership). In every case, the child must be living in the same family unit at the same address.

Twins and children from multiple births

Applications for twins and children from multiple births will be considered as individual applications. However, the Local Authority acknowledges the difficulties for families if children cannot attend the same school, for example if one child can be offered a place but not the other and therefore will aim to accommodate both/all children at one school where there is capacity to do so.

This includes overriding the Key Stage 1 restrictions which limit Reception, Year One and Year Two classes to a maximum of 30 children per teacher, if the one child from twins/multiple births can be offered a place when the other(s) cannot.

Oversubscription criteria

Where a school is oversubscribed (i.e. there are more applications than places available) initial applications will be made in accordance with their admission criteria.

Late applications received up to 4 weeks before allocation day will be considered after on time applications. If we are able to make a reasonable offer we will do so and you will receive notification on allocation day. If we are unable to make a reasonable offer your application will be considered during our reconsideration round along with any late applications received within 4 weeks of allocation day.

Waiting lists

If you have not been allocated your preferred school/academy after reconsideration, your child will automatically be placed on the waiting list. If a place becomes available and your child is next on the waiting list we will contact you to see if you would like the place. Waiting lists will follow the admission criteria for each school/academy and children may move up and down as places are offered or new children with higher priority under the admission criteria join the list (e.g if a new child moves into the area close to the school/academy they will join the waiting list higher than children living further away, even if they have been on the waiting list for longer).

Waiting lists are kept until December 2015 or longer depending on the school/academy (as stated in the school's/academy's admission policy).

Appeals

Where an application for a place at your preferred school is unsuccessful, following the reconsideration stage, you do have the legal right of appeal. For Community and Voluntary Controlled schools the appeals procedure involves completing and returning an appeal form which can be downloaded from www.gloucestershire.gov.uk/schooladmissions. For a paper copy, please contact the A&T Team. Your case will be decided by an Independent Appeal Panel at a meeting to which you will be invited. The Panel's decision is legally binding on all parties, and can only be challenged if the procedure was not followed correctly. The appeals will usually be held between May – July.

If a place is required at a Free, Foundation, Trust, Academy or Voluntary Aided school you will need to contact the school directly to request appeal paperwork.



OVERSUBSCRIPTION CRITERIA AND ADMISSION POLICY

Community and Voluntary Controlled schools

Primary and Infant schools

Where applications for admission exceed the number of places available, the following criteria will be applied, in the order set out below, to decide which children to admit:



1. Children in Public Care (Looked After Children).
2. Children who will have siblings attending the school at the time the applicant child is admitted.
3. Children with the strongest geographical claim, measured in a straight line from the ordnance survey address point of the child's home address (including flats) to the ordnance survey address point of the school, using the Local Authority's computerised measuring system, with those living closer to the school receiving the higher priority.

Where points 1 and 2 are oversubscribed, criterion 3 (strongest geographical claim based on straight line distance) will be used to determine which child is offered a place.

In the event of a tie between two or more children when applying criterion 3 (strongest geographical claim based on straight line distance) where there are not enough places available to offer all children a place

at the school, a process of random allocation will be followed by the Local Authority. This is a manual process which is overseen by an independent person from the Legal Services & Monitoring Team.





Junior schools

All Community and Voluntary Controlled junior schools use the following criteria to admit children into Year 3:

Where applications for admission exceed the number of places available, the following criteria will be applied, in the order set out below, to decide which children to admit:

1. Children in Public Care (Looked After Children).
2. In the case of companion infant and junior schools, priority will be given to pupils attending the companion infant school.
3. Children who will have siblings attending the school at the time the applicant child is admitted.
4. Children who will have siblings attending the companion infant school at the time the applicant child is admitted.
5. Children with the strongest geographical claim, measured in a straight line from the ordnance survey point of the child's home to an ordnance survey point of the school/academy, using the Local Authority's computerised measuring system, with those living closer to the school receiving the higher priority.

Where any particular category at points 1-4 above is oversubscribed, criterion 5 (strongest geographical claim based on straight line distance) will be used to determine which child is offered a place.

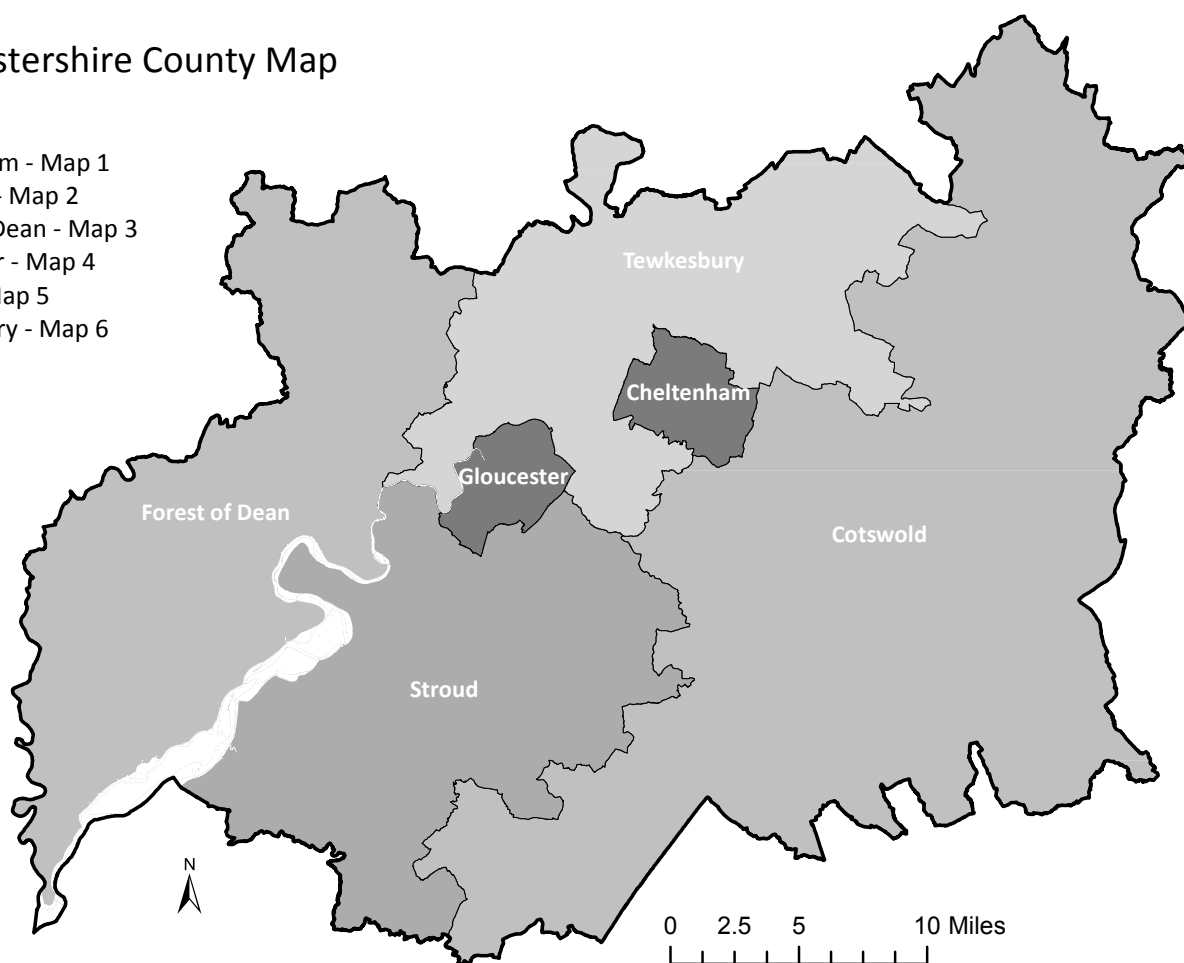
In the event of a tie between two or more children when applying criterion 5 (strongest geographical claim based on straight line distance) where there are not enough places available to offer all children a place at the school, a process of random allocation will be followed by the Local Authority. This is a manual process which is overseen by an independent person from the Legal Services & Monitoring Team.

SCHOOL LOCATION MAPS

for all Infant, Primary & Junior
Schools in Gloucestershire

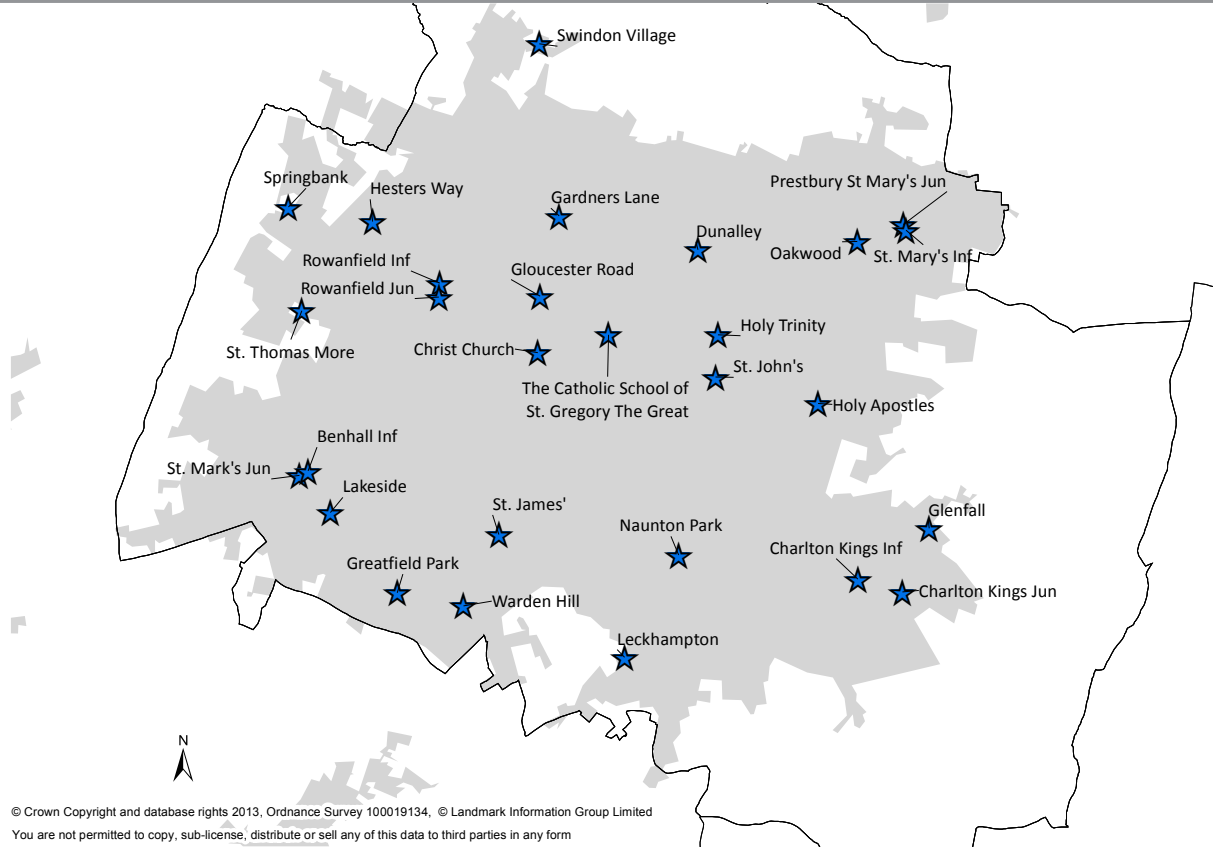
Gloucestershire County Map

- Cheltenham - Map 1
- Cotswold - Map 2
- Forest of Dean - Map 3
- Gloucester - Map 4
- Stroud - Map 5
- Tewkesbury - Map 6

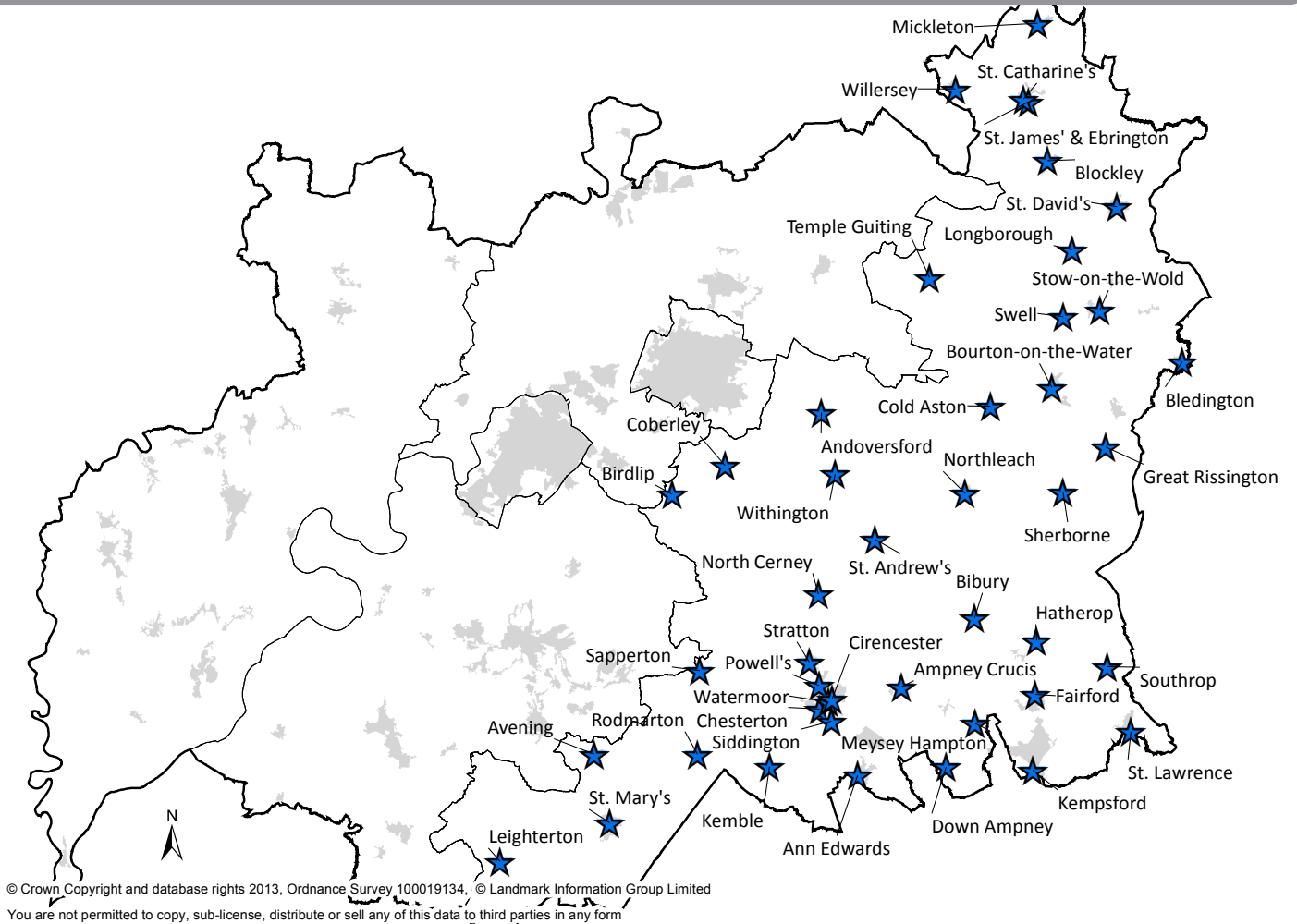


© Crown Copyright and database rights 2013, Ordnance Survey 100019134, © Landmark Information Group Limited
You are not permitted to copy, sub-license, distribute or sell any of this data to third parties in any form

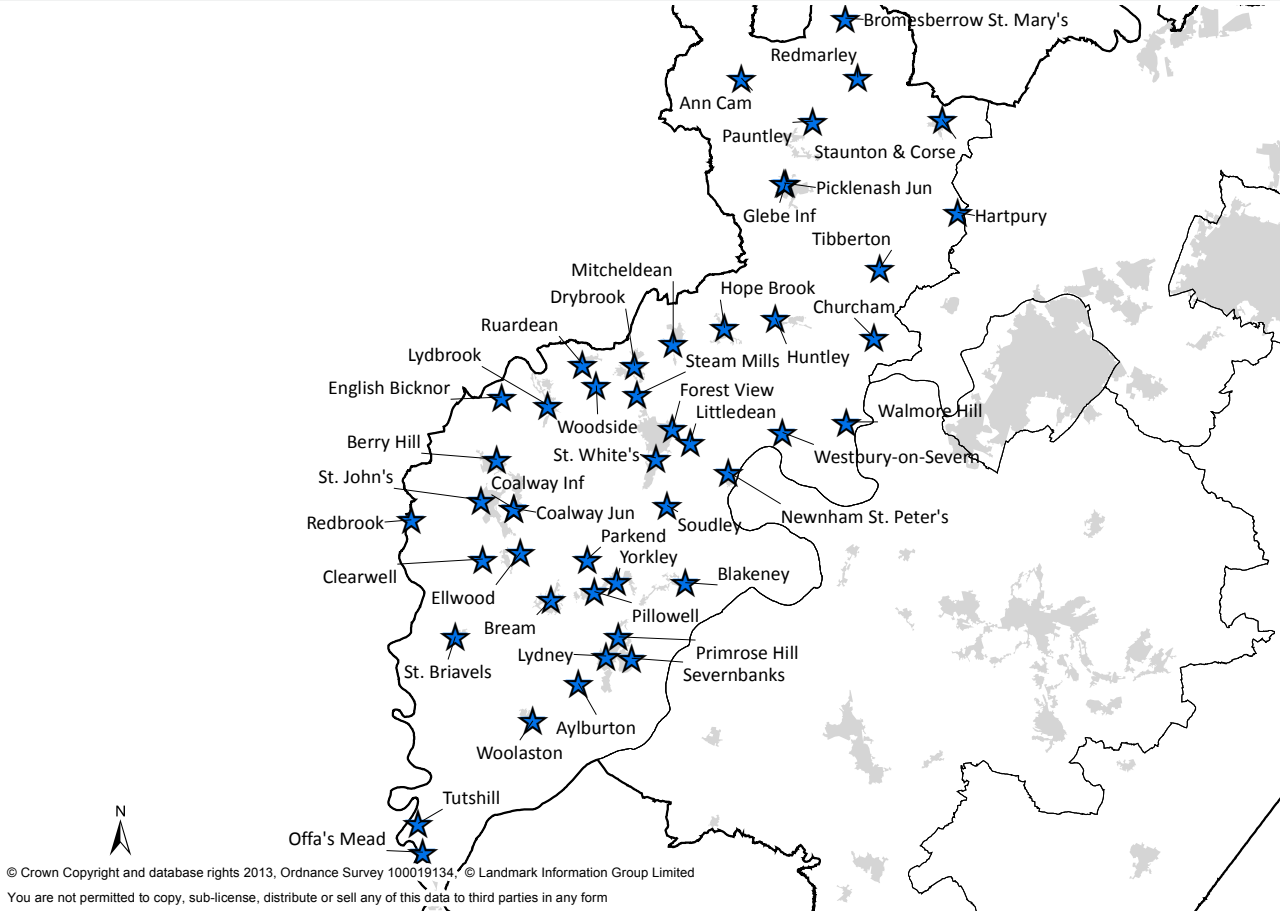
Map 1 Primary Schools - Cheltenham Borough



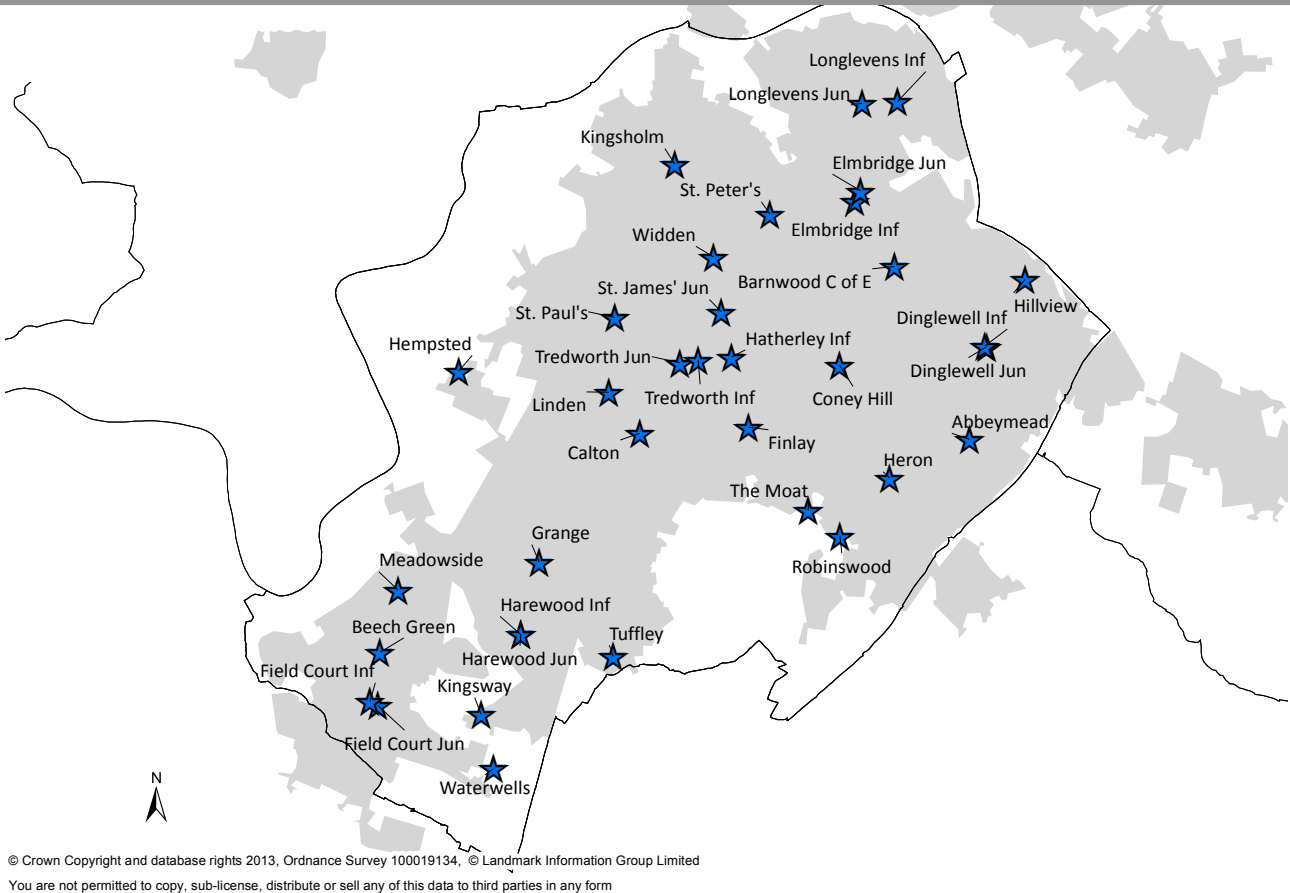
Map 2 Primary Schools - Cotswold District



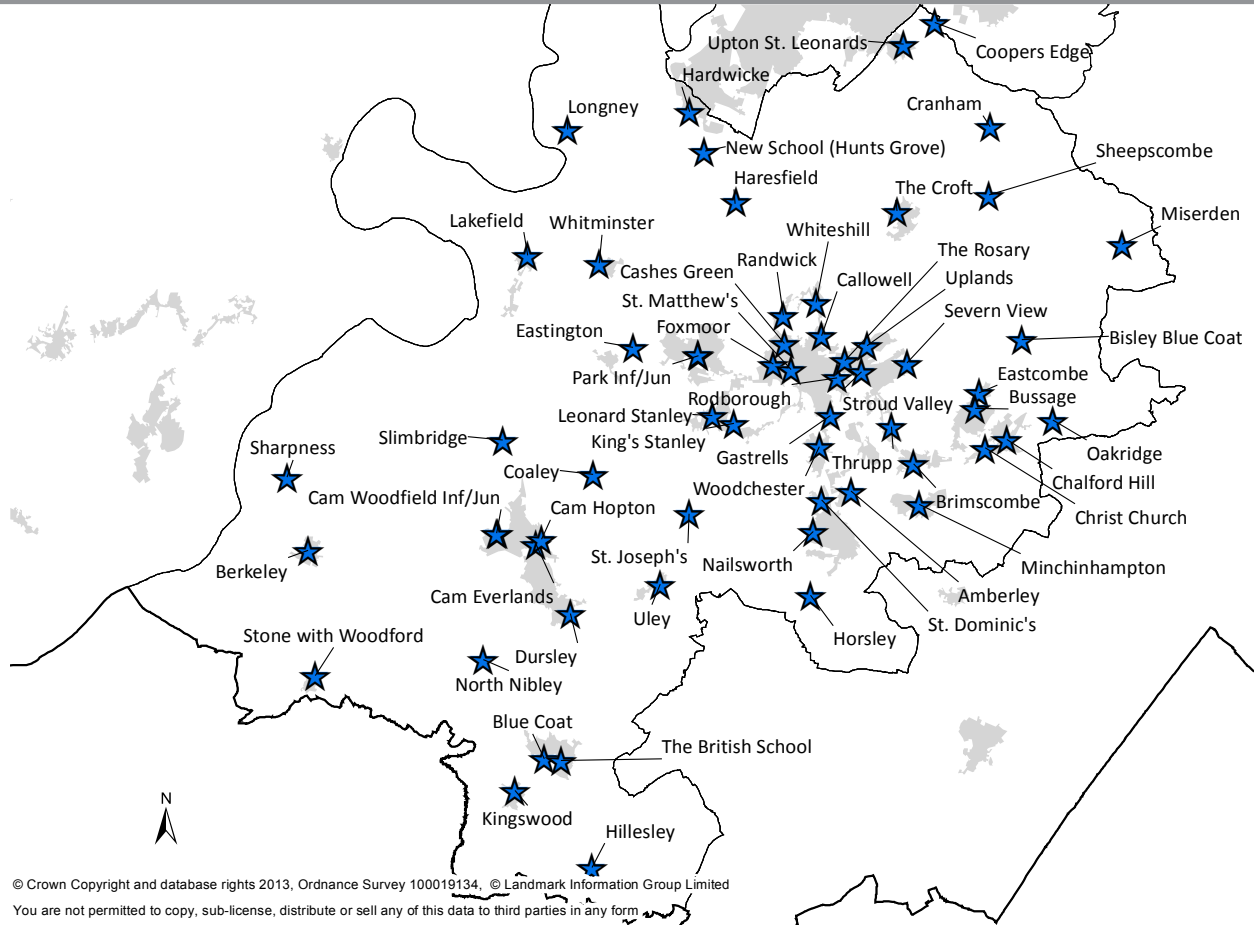
Map 3 Primary Schools - Forest of Dean



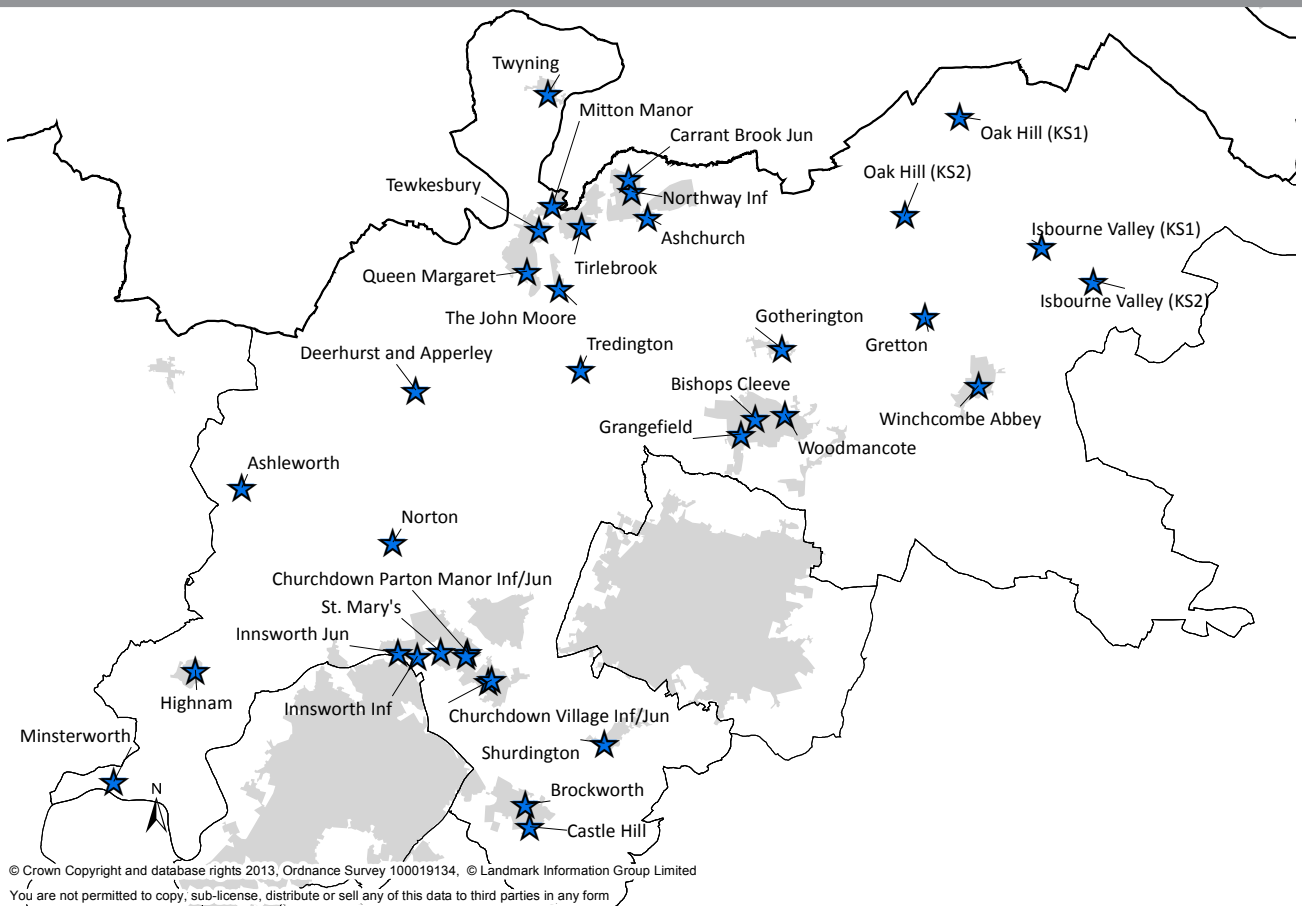
Map 4 Primary Schools - Gloucester City



Map 5 Primary Schools - Stroud District



Map 6 Primary Schools - Tewkesbury District



A-Z of schools

Criteria Definitions

Children in Public Care (Looked After Children)/previous Looked After Children

A 'looked after child' or a child who was previously looked after but immediately after being looked after became subject to an adoption, residence, or special guardianship order. A looked after child is a child who is (a) in the care of a local authority, or (b) being provided with accommodation by a local authority in the exercise of their social services functions (see the definition in section 22(1) of the Children Act 1989).

An adoption order is an order under section 46 of the Adoption and Children Act 2002.

A residence order is an order settling the arrangements to be made as to the person with whom the child is to live under section 8 of the Children Act 1989. Section 14A of the Children Act 1989 defines a 'special guardianship order' as an order appointing one or more individuals to be a child's special guardian (or special guardians).

Sibling

Unless otherwise stated in the individual school criteria sibling refers to brother or sister, half brother or sister, adopted brother or sister, step brother or sister, or the child of the parent/carer's partner as well as children who are brought together as a family by a same sex civil partnership. In every case, the child must be living in the same family unit at the same address. The older child must be continuing to attend when the younger child is admitted.

In the case of infant schools unless otherwise stated in the school criteria a sibling connection is also established if an older child will be or is already attending the companion junior school

Abbeymead Primary School

Telephone: 01452 371710

Fax: 01452 623857

Email: secretary@abbeymead.gloucs.sch.uk

Website: www.abbeymead.gloucs.sch.uk

Address: Mead Road, Abbeymead, Gloucester GL4 5YS

Headteacher: Mr Julian Pass

Category of School:

Primary

Status of School:

Community

Age range:

4-11

Published Admission Number:

60

No. of pupils on roll Jan 2014:

420

Total No. of Preferences for Sept 2014:

260

No. of 1st Preferences for Sept 2014:

76

Admission Policy for September 2015 (No. of pupils admitted in 2014 shown in brackets)

1. Children in Public Care.
2. Siblings. **(35)**
3. Home to school distance (measured in a straight line). **(25)**

Amberley Parochial School

Telephone: 01453 873349

Fax: 01453 873615

Email: admin@amberley.gloucs.sch.uk

Website: www.amberley.gloucs.sch.uk

Address: Amberley, Stroud, Gloucestershire GL5 5JG

Headteacher: Mr Peter Godfrey

Category of School:

Primary

Status of School:

Voluntary Aided

Age range:	4-11
Published Admission Number:	15
No. of pupils on roll Jan 2014:	104
Total No. of Preferences for Sept 2014:	68
No. of 1st Preferences for Sept 2014:	22

Admission Policy for September, 2015 (No. of pupils admitted in 2014 shown in brackets)

- Children in Public Care (Looked After Children).
- Children who have siblings attending the school and who will continue to do so when the younger child is admitted. For this purpose, sibling refers to brother or sister, half brother or sister, adopted brother or sister, step brother or sister, or the child of the parent/carer's partner, and in every case, the child must be living in the same family unit at the same address. **(13)**
- Children living in the Ecclesiastical Parish of Holy Trinity Church Amberley. A map showing the parish boundary is available for viewing in the school office. **(0)**
- Children of parents who are regular members of Amberley Church congregation. We define regular members as parents who attend Holy Trinity Church, Amberley at least once a month for twelve months to be verified to the governors in writing by members of Amberley Church Council. **(<5)**
- Children for whom only one particular school is appropriate due to an exceptional medical condition. Applications under this criterion will only be considered if they are supported by a written statement from the child's doctor which must demonstrate that there is a very specific connection between the medical need and the facilities or resources of the school. **(0)**
- Children with the strongest geographical claim, measured in a straight line from the Ordnance Survey Address Point of the School to the Ordnance Survey Address Point of the applicant's home using the Local Authority's computerised measuring system, with those living closer to the school receiving higher priority. **(0)**

Where any particular category at points 1-5 is oversubscribed, criterion 6 (strongest geographical claim based on straight line distance) will be used to determine which child will be offered a place.

In the event of a tie between two or more children when applying criterion 6 (strongest geographical claim based on straight line distance) where there are not enough places available to offer all children a place at the school, a process of random allocation will be followed by the Governing Body.

In the event of the school being oversubscribed a Waiting List will be held for the first term, i.e. until the December break. The Waiting List will be prioritised according to the school's oversubscription criteria. The school has signed up to the In-Year Fair Access Protocols and Equality Impact Assessments held by the Local Authority. Should a vulnerable child within these Protocols require a place at the school, they will take precedence over any child on the Waiting List.

Supplementary Form Required? Yes (Interest Form). Available from Amberley Parochial School Office. Return to the school office.

Ampney Crucis C of E Primary School

Telephone: 01285 851440

Headteacher: Anne-Marie Wilkie

Fax: n/a

Email: admin@ampneycrucis.gloucs.sch.uk

Website: www.ampneycrucis.gloucs.sch.uk

Address: School Lane, Ampney Crucis, Cirencester Gloucestershire, GL7 5SD

Category of School:	Primary
Status of School:	Voluntary Aided
Age range:	4-11
Published Admission Number:	12*
No. of pupils on roll Jan 2014:	82
Total No. of Preferences for Sept 2014:	32
No. of 1st Preferences for Sept 2014:	13

*Additional child allocated due to local demand.

Admission Policy for September, 2015 (No. of pupils admitted in 2014 shown in brackets)

- Children in Public Care - 'Looked After Children' and Adopted Children previously looked after / in care.
- Children who have a sibling attending the school and who will continue to do so when the younger child is admitted. We define siblings as a brother or sister, half-brother or sister, adopted brother or sister, step brother or sister, or the child of the parent's/carer's partner, and in every case, the child must be living in the same family unit at the same address. **(<5)**
- Children of families living in the ecclesiastical parishes of Ampney Crucis, Ampney St. Peter, Ampney St. Mary, Harnhill,

Driffield, Barnsley, Down Ampney and Poulton. (The local Rector can be contacted in the event of clarification of parish boundaries being needed). (7)

4. Children of families whose parents are active members of a local Church of England church in the above parishes, but who do not live in the above parishes. We define a family to be active members of the church if the family attends church at least 6 times a year. *A letter of support from the minister will be required.* (0)
5. Children of families whose parents are active members of a local church that is a member of Churches Together in England, in the above parishes, but who do not live in the above parishes. We define a family to be active members of the church if the family attends church at least 6 times a year. *A letter of support from the minister will be required.* (0)
6. Children of families who live outside the above parishes. (0)

In the event of over-subscription in any of the categories above, places will be offered to children with the strongest geographical claim, measured in a straight line from the ordnance survey point of the child's home address (including flats) to the ordnance survey point of the school, using the Local authority's computerised measuring system, with those living closer to the school receiving higher priority.

Where any particular category at points 1-6 is over-subscribed, criterion 7 (strongest geographical claim based on straight line distance) will be used to determine which child will be offered a place.

In the event of a tie between two or more children when applying criterion 7 where there are not enough places available to offer all children a place at the school, a process of random allocation will be followed by the Governing Body.

Supplementary Form Required? No.

Andoversford Primary School

Telephone: 01242 820407

Headteacher: Mrs Louise Bennett

Fax: 01242 821057

Email: admin@andoversford.gloucs.sch.uk

Website: www.andoversford.gloucs.sch.uk

Address: Old Gloucester Road, Andoversford, Gloucestershire GL54 4HR

Category of School:

Primary

Status of School:

Foundation

Age range:

4-11

Published Admission Number:

15

No. of pupils on roll Jan 2014:

66

Total No. of Preferences for Sept 2014:

23

No. of 1st Preferences for Sept 2014:

12

Admission Policy for September 2015 (No. of pupils admitted in 2014 shown in brackets)

1. Where a child is in public care (looked after 'looked after child' or a child who was previously looked after).
2. Children who have siblings attending the school and who will continue to do so when the younger child is admitted. For this purpose, sibling refers to brother or sister, half brother or sister, adopted brother or sister, step brother or sister, or the child of the parent/carer's partner, and in every case, the child must be living in the same family unit at the same address. (5)
3. Where Andoversford Primary School is the nearest school, travelling on the public highway. This is measured digitally from the main entrance door of the school to the Ordnance Survey Address Point for the property where the child lives. (7)
4. Children for whom only this particular school is appropriate due to an exceptional medical condition. Applications under this criterion will only be considered if they are supported at the time of application by a written statement to the Chair of Governors from the child's doctor. This must demonstrate that there is a very specific connection between the medical need and the facilities or resources of the school (0)

Supplementary Form Required? No.

Ann Cam C of E Primary School

Telephone: 01531 890424

Headteacher: Mr Chris Ward

Fax: 01531 890424

Email: admin@anncam.gloucs.sch.uk

Website: www.anncam.gloucs.sch.uk

Address: Bayfield Gardens, Dymock, Gloucestershire GL18 2BH

Category of School:	Primary
Status of School:	Voluntary Aided
Age range:	4-11
Published Admission Number:	20
No. of pupils on roll Jan 2014:	86
Total No. of Preferences for Sept 2014:	30
No. of 1st Preferences for Sept 2014:	15

Admission Policy for September 2015 (No. of pupils admitted in 2014 shown in brackets)

- The highest priority is given to looked after children and children who were looked after, but ceased to be so because they were adopted or became subject to a residence order or special guardianship order.
 - Location: Where the family live in the ecclesiastical parishes of Dymock (including Ryton), Preston, Donnington and Kempley.* (A map showing these parishes is available from the school.)
- Children who have brothers or sisters attending the school and who will continue to do so when the younger child is admitted. A "sibling" is defined as a brother or sister, half-brother or sister, adopted brother or sister, step brother or sister, or the child of the parent's/carer's partner, and in every case, the child must be living in the same family unit at the same address." **(5)**
- Denomination: Where the parents or guardian seek specifically Church of England teaching, and where the family has an active connection with their local church. In this case, a letter of reference is required from the priest –in – charge, confirming that the parents and child attend regular worship and are involved in the church community. Regular worship is defined as attending at least two services per calendar month. The letter should be sent to the Chair of Governors at Ann Cam C of E Primary School by 9th January 2015. **(0)**
- Other denominations or faiths: Where the family have an active connection with another denomination or faith. As in c) a letter of reference is required from the religious leader, confirming regular worship and involvement in the relevant faith community. The letter should be sent to the Chair of Governors at Ann Cam C of E Primary School by 9th January 2015. **(0)**

* Where one of the above named parish boundaries runs along the centre of a road, the governors agree to admit children from both sides of the road, providing the houses are no more than 30 metres from the road.

- Children with the strongest geographical claim, measured in a straight line from the ordnance survey address point of the child's home address (including flats) to the ordnance survey address point of the school, using the Local Authority's computerised measuring system, with those living closer to the school receiving the higher priority. **(10)**

Where any particular category at points a to d is oversubscribed, criterion e (strongest geographical claim based on straight line distance) will be used to determine which child will be offered a place.

In the event of a tie between two or more children when applying criterion e (strongest geographical claim based on straight line distance) where there are not enough places available to offer all children a place at the school, a process of random allocation will be followed by the Governing Body.

Supplementary Form Required? See criteria above.

Ann Edwards C of E Primary School

Telephone: 01285 860335

Fax: 01285 860892

Email: admin@annedwards.gloucs.sch.uk

Website: www.annedwards.gloucs.sch.uk

Address: Berkeley Close, South Cerney, Cirencester, Gloucestershire GL7 5UW

Headteacher: Helen Sowden

w.e.f. 01.09.2014

Category of School:	Primary
Status of School:	Voluntary Controlled
Age range:	4-11
Published Admission Number:	45
No. of pupils on roll Jan 2014:	251
Total No. of Preferences for Sept 2014:	51
No. of 1st Preferences for Sept 2014:	39

Admission Policy for September 2015 (No. of pupils admitted in 2014 shown in brackets)

- Children in Public Care.
- Siblings. **(20)**
- Home to school distance (measured in a straight line). **(22)**

Ashchurch Primary School

Telephone: 01684 292376

Fax: 01684 292376

Email: admin@ashchurch.gloucs.sch.uk

Website: www.ashchurch.gloucs.sch.uk

Address: Ashchurch, Tewkesbury, Gloucestershire GL20 8LA

Headteacher: Mr Richard Gibson

Category of School:	Primary
Status of School:	Community
Age range:	4-11
Published Admission Number:	19
No. of pupils on roll Jan 2014:	125
Total No. of Preferences for Sept 2014:	54
No. of 1st Preferences for Sept 2014:	22

Admission Policy for September 2015 (No. of pupils admitted in 2014 shown in brackets)

1. Children in Public Care.
2. Siblings. **(11)**
3. Home to school distance (measured in a straight line). **(8)**

Ashleworth C of E Primary School

Telephone: 01452 700340

Fax: n/a

Email: admin@ashleworth.gloucs.sch.uk

Website: www.ashleworthprimaryschool.org

Address: The Green, Ashleworth, Gloucestershire GL19 4HT

Headteacher: Mrs Michelle Kelly

Category of School:	Primary
Status of School:	Voluntary Controlled
Age range:	4-11
Published Admission Number:	8
No. of pupils on roll Jan 2014:	21
Total No. of Preferences for Sept 2014:	7
No. of 1st Preferences for Sept 2014:	4

Admission Policy for September 2015 (No. of pupils admitted in 2014 shown in brackets)

1. Children in Public Care.
2. Siblings. **(<5)**
3. Home to school distance (measured in a straight line). **(<5)**

Avening Primary School

Telephone: 01453 833191

Fax: 01453 833258

Email: admin@avening.gloucs.sch.uk

Website: www.avening.gloucs.sch.uk

Address: High Street, Avening, Nr Tetbury, Gloucestershire GL8 8NF

Headteacher: Mrs Jane Rushton

Category of School:	Primary
Status of School:	Community
Age range:	4-11
Published Admission Number:	16*
No. of pupils on roll Jan 2014:	109
Total No. of Preferences for Sept 2014:	40
No. of 1st Preferences for Sept 2014:	14

*Exceeded PAN due to local need

Admission Policy for September 2015 (No. of pupils admitted in 2014 shown in brackets)

1. Children in Public Care.
2. Siblings. (<5)
3. Home to school distance (measured in a straight line). (12)

Aylburton C of E Primary School

Telephone: 01594 842426

Fax: 01594 844992

Email: admin@aylburton.gloucs.sch.uk

Website: www.aylburtoncofe.co.uk

Address: Church Road, Aylburton, Lydney Gloucestershire GL15 6DB

Headteacher: Mrs Rachel Dare
(Executive Headteacher)

Category of School:	Primary
Status of School:	Voluntary Controlled
Age range:	4-11
Published Admission Number:	10
No. of pupils on roll Jan 2014:	64
Total No. of Preferences for Sept 2014:	40
No. of 1st Preferences for Sept 2014:	10

Admission Policy for September 2015 (No. of pupils admitted in 2014 shown in brackets)

1. Children in Public Care.
2. Siblings. (<5)
3. Home to school distance (measured in a straight line). (6)

Barnwood C of E Primary School

Telephone: 01452 617135

Fax: n/a

Email: head@barnwood.gloucs.sch.uk

Website: www.barnwood.gloucs.sch.uk

Address: Colin Road, Barnwood, Gloucester, Gloucestershire GL4 3JP

Headteacher: Mrs Anne Davies
Mrs Julie Matson w.e.f. 01.09.2014

Category of School:	Primary
Status of School:	Voluntary Aided
Age range:	4-11
Published Admission Number:	30
No. of pupils on roll Jan 2014:	215
Total No. of Preferences for Sept 2014:	99
No. of 1st Preferences for Sept 2014:	28

Admission Policy for September 2015 (No. of pupils admitted in 2014 shown in brackets)

1. A 'looked after child' or a child who was previously looked after but immediately after being looked after became subject to an adoption, residence, or special guardianship order.
2. Children who will have siblings attending the school at the time the applicant child is admitted. **(see school for figures)**
3. Children who attend St. Lawrence, Barnwood with at least one parent who, over at least two years prior to application for a place at the school, has been committed to the worshipping life of St. Lawrence Church, Barnwood. **(see school for figures)**
4. Children living in the ecclesiastical Parish of Barnwood who attend with at least one parent, and who, over at least two years prior to application, has been committed to the worshipping life of another Church or Christian fellowship subscribing to the historic creeds. **(see school for figures)**
5. Children with the strongest geographical claim, measured in a straight line from the Ordnance Survey address point of the child's home address (including flats) to the Ordnance Survey address point of the school, using the Local Authority's computerised measuring system, with those living closer to the school receiving the higher priority. **(see school for figures)**

Where any particular category at points 1-4 above is oversubscribed, criterion 5 (strongest geographical claim based on straight line distance) will be used to determine which child is offered a place.

In the event of a tie between two or more children when applying criterion 5 (strongest geographical claim based on straight line distance) where there are not enough places available to offer all children a place at the school, a process of random allocation will be followed by the Local Authority. This will be in the form of a manual process which is overseen by an independent person

from the Legal Services & Monitoring Team. Where twins or children from multiple births are part of a random allocation process they will be considered as one applicant.

For criteria 3 and 4 parents should submit the relevant form signed by their Vicar or Minister (and previous Minister if new to the area). The form will need to clearly state whether or not the parents fulfil the criteria for Church commitment. By 'committed to the worshipping life' of the Church the Governors mean attendance should be at least once a month over a period of two years prior to application.

Supplementary Form Required? Yes. Available from the school if applying under criteria 3 & 4. Return to the school by 15th January 2015.

Beech Green Primary School

Telephone: 01452 722363

Fax: 01452 723617

Email: admin@beechgreen.gloucs.sch.uk

Website: www.beechgreenprimary.uk.org

Address: St James', Quedgeley, Gloucester, Gloucestershire GL2 4WD

Headteacher: Mr Richard Woolston

w.e.f. 01.09.2014

Category of School:	Primary
Status of School:	Community
Age range:	4-11
Published Admission Number:	60
No. of pupils on roll Jan 2014:	406
Total No. of Preferences for Sept 2014:	204
No. of 1st Preferences for Sept 2014:	68

Admission Policy for September 2015 (No. of pupils admitted in 2014 shown in brackets)

1. Children in Public Care.
2. Siblings. **(21)**
3. Home to school distance (measured in a straight line). **(39)**

Benhall Infant School

Telephone: 01242 234717

Fax: 01242 231977

Email: admin@benhall.gloucs.sch.uk

Website: www.benhallinfantschool.co.uk

Address: Robert Burns Avenue, Cheltenham, Gloucestershire GL1 6PS

Headteacher: Mrs Wendy Richmond

Category of School:	Infant
Status of School:	Community
Age range:	4-7
Published Admission Number:	60
No. of pupils on roll Jan 2014:	197
Total No. of Preferences for Sept 2014:	219
No. of 1st Preferences for Sept 2014:	99

Admission Policy for September 2015 (No. of pupils admitted in 2014 shown in brackets)

1. Children in Public Care.
2. Siblings. **(38)**
3. Home to school distance (measured in a straight line). **(22)**

Berkeley Primary School

Telephone: 01453 810254

Fax: 01453 811416

Email: admin@berkeley.gloucs.sch.uk

Website: www.berkeleyprimary.org.uk

Address: Marybrook Street, Berkeley, Gloucestershire GL13 9AZ

Headteacher: Mrs D Marklove

Category of School:	Primary
Status of School:	Community
Age range:	4-11
Published Admission Number:	30
No. of pupils on roll Jan 2014:	188
Total No. of Preferences for Sept 2014:	39
No. of 1st Preferences for Sept 2014:	32

Admission Policy for September 2015 (No. of pupils admitted in 2014 shown in brackets)

1. Children in Public Care.
2. Siblings. **(9)**
3. Home to school distance (measured in a straight line). **(21)**

Berry Hill Primary School

Telephone: 01594 832262

Headteacher: Mrs Gail B Jones

Fax: 01594 832262

Email: admin@berryhill.gloucs.sch.uk

Website: www.berryhill.gloucs.sch.uk

Address: Nine Wells Road, Berry Hill, Coleford, Gloucestershire GL16 7AT

Category of School:	Primary
Status of School:	Trust
Age range:	4-11
Published Admission Number:	30
No. of pupils on roll Jan 2014:	159
Total No. of Preferences for Sept 2014:	24
No. of 1st Preferences for Sept 2014:	9

Admission Policy for September 2015 (No. of pupils admitted in 2014 shown in brackets)

1. A 'looked after child' or a child who was previously looked after.
2. Children who will have siblings attending the school at the time the applicant child is admitted. **(<5)**
3. Children with the strongest geographical claim, measured in a straight line from the Ordnance Survey address point of the child's home address (including flats) to the Ordnance Survey address point of the school, using the Local Authority's computerised measuring system, with those living closer to the school receiving the higher priority. Measuring distances are used with Ordnance Survey Points not centre points or front door/gates etc. **(5)**

Where any particular category at points 1-2 above is oversubscribed, criterion 3 (strongest geographical claim based on straight line distance) will be used to determine which child is offered a place.

Supplementary Form Required? No.

Bibury C of E Primary School

Telephone: 01285 740268

Headteacher: Suki Pascoe

Fax: 01285 740610

Email: admin@bibury.gloucs.sch.uk

Website: www.bibury.gloucs.sch.uk

Address: Church Road, Bibury, Cirencester, Gloucestershire GL7 5NR

Category of School:	Primary
Status of School:	Voluntary Controlled
Age range:	4-11
Published Admission Number:	7
No. of pupils on roll Jan 2014:	43
Total No. of Preferences for Sept 2014:	13
No. of 1st Preferences for Sept 2014:	6

Admission Policy for September 2015 (No. of pupils admitted in 2014 shown in brackets)

1. Children in Public Care.
2. Siblings. **(<5)**
3. Home to school distance (measured in a straight line). **(<5)**

Birdlip Primary School

Telephone: 01452 862331
Fax: 01452 862331
Email: admin@birdlip.gloucs.sch.uk
Website: www.birdlip.gloucs.sch.uk
Address: Birdlip, Gloucestershire GL4 8JH

Headteacher: Mrs Sandra Wride

Category of School:	Primary
Status of School:	Community
Age range:	4-11
Published Admission Number:	15
No. of pupils on roll Jan 2014:	98
Total No. of Preferences for Sept 2014:	37
No. of 1st Preferences for Sept 2014:	18

Admission Policy for September 2015 (No. of pupils admitted in 2014 shown in brackets)

1. Children in Public Care.
2. Siblings. **(6)**
3. Home to school distance (measured in a straight line). **(9)**

Bishop's Cleeve Primary School

Telephone: 01242 673814
Fax: 01242 679216
Email: admin@bishopsclleeve.gloucs.sch.uk
Website: www.bishopsclleeve.gloucs.sch.uk
Address: Tobyfield Road, Bishop's Cleeve, Gloucestershire GL52 8NN

Headteacher: Mr Steven Savory

Category of School:	Primary
Status of School:	Academy
Age range:	4-11
Published Admission Number:	90
No. of pupils on roll Jan 2014:	515
Total No. of Preferences for Sept 2014:	191
No. of 1st Preferences for Sept 2014:	61

Admission Policy for September 2015 (No. of pupils admitted in 2014 shown in brackets)

1. Looked after children (LAC) as defined by Section 22 of the Education Act 1989. This does not include children who have short term respite placements. Children who were in public care but who are now adopted, or subject to a Residency Order or Special Guardianship, are included. However, the onus on bringing this status to our attention is with the Carers.
2. Children who have siblings, who will be on roll when they join. Siblings are defined as blood or adoptive brothers or sisters, step-siblings, half-siblings or foster siblings living at the same address as the child. **(25)**
3. Children living nearest to the Academy, measured from the ordnance survey address point of the child's home address (including flats) to the ordnance survey address point of the school, using the Local Authority's computerised measuring system, with those living closer to the school receiving the higher priority. If there should be children with same measurement to two decimal points, then a tie breaker will be used. This will be Random Allocation. **(57)**

Supplementary Form Required? No.

Bisley Blue Coat C of E Primary School

Telephone: 01452 770251
Fax: 01452 770251
Email: admin@bisleybluecoat.gloucs.sch.uk
Website: www.bisleybluecoat.gloucs.sch.uk
Address: School Road, Bisley, Gloucestershire GL6 7BE

Headteacher: Miss Lisa Austin

Category of School:	Primary
Status of School:	Voluntary Controlled
Age range:	4-11
Published Admission Number:	12

No. of pupils on roll Jan 2014:	81
Total No. of Preferences for Sept 2014:	21
No. of 1st Preferences for Sept 2014:	14

Admission Policy for September 2015 (No. of pupils admitted in 2014 shown in brackets)

1. Children in Public Care.
2. Siblings. **(9)**
3. Home to school distance (measured in a straight line). **(<5)**

Blakeney Primary School

Telephone: 01594 510270

Fax: 01594 510380

Email: admin@blakeney.gloucs.sch.uk

Website: www.blakeney.school.co.uk

Address: High Street, Blakeney, Gloucestershire GL15 4EB

Headteacher: Mr Brett Stevenson

Category of School:

Primary

Status of School:

Community

Age range:

5-11

Published Admission Number:

12*

No. of pupils on roll Jan 2014:

80

Total No. of Preferences for Sept 2014:

22

No. of 1st Preferences for Sept 2014:

13

*Additional child allocated due to local demand

Admission Policy for September 2015 (No. of pupils admitted in 2014 shown in brackets)

1. Children in Public Care.
2. Siblings. **(6)**
3. Home to school distance (measured in a straight line). **(7)**

Bledington Primary School

Telephone: 01608 658388

Fax: n/a

Email: admin@bledington.gloucs.sch.uk or

head@bledington.gloucs.sch.uk

Website: www.bledington.gloucs.sch.uk

Address: The School House, Old Burford Road, Bledington, Chipping Norton, Oxfordshire OX7 6US

Headteacher: Mr Philip Croke

Category of School:

Primary

Status of School:

Community

Age range:

4-11

Published Admission Number:

14*

No. of pupils on roll Jan 2014:

93

Total No. of Preferences for Sept 2014:

50

No. of 1st Preferences for Sept 2014:

16

*PAN increased from 12 to 14 for September, 2015.

Admission Policy for September 2015 (No. of pupils admitted in 2014 shown in brackets)

1. Children in Public Care.
2. Siblings. **(<5)**
3. Home to school distance (measured in a straight line). **(8)**

Blockley C of E Primary School

Telephone: 01386 700567

Fax: 01386 700567

Email: admin@blockleyschool.gloucs.sch.uk

Headteacher: Mrs Linda Jeffcutt

Website: www.blockleyprimaryschool.co.uk

Address: Park Road, Blockley, Moreton-in-Marsh, Gloucestershire GL56 9BY

Category of School:	Primary
Status of School:	Academy
Age range:	4-11
Published Admission Number:	20
No. of pupils on roll Jan 2014:	142
Total No. of Preferences for Sept 2014:	43
No. of 1st Preferences for Sept 2014:	26

Admission Policy for September 2015 (No. of pupils admitted in 2014 shown in brackets)

1. Children in Public Care (looked after children/previously looked after children)
2. Children living in the priority catchment area normally served by the school whose sibling is attending the school and who will continue to do so when the younger child is admitted. **(7)**
3. Children living in the catchment area normally served by the school, with the strongest geographical claim, measured in a direct line. In the event of over subscription in any of the above criteria then the strongest geographical claim measured in a straight line from Ordnance Survey point of the child's home address to the Ordnance Survey point of Blockley Church of England Primary School Foyer using a computerised measuring system, with those living closest to the school receiving the higher priority. **(13)**
4. Children living out of the catchment area normally served by the school whose siblings is attending the school and who will continue to do so when the younger child is admitted. Blockley Educational Academy Admissions Policy March 2014. **(0)**
5. Children living out of the catchment area normally served by the school, with the strongest geographical claim, measured in a direct line. **(0)**

Over-subscription for those fulfilling the admissions criteria (ie. Sibling or living in catchment area.) In the event of over-subscription, in any category, places will be awarded to those with the strongest geographical claim-this will be used as a tie-break. Where two or more applicants are received from children living the same distance away for one final place, the school will make the final decision by lottery.

Supplementary Form Required? No.

Blue Coat C of E Primary School

Telephone: 01453 525020

Headteacher: Mr Mark Ryan

Fax: 01453 525029

Email: admin@bluecoat.gloucs.sch.uk

Website: www.bluecoatprimary.com

Address: Symn Lane, Wotton-under-Edge, Gloucestershire GL12 7BD

Category of School:	Primary
Status of School:	Voluntary Aided
Age range:	4-11
Published Admission Number:	45
No. of pupils on roll Jan 2014:	315
Total No. of Preferences for Sept 2014:	81
No. of 1st Preferences for Sept 2014:	50

Admission Policy for September 2015 (No. of pupils admitted in 2014 shown in brackets)

1. Children in Public Care – Looked after children or children who were previously looked after but immediately after being looked after became subject to an adoption, residence, or special guardianship order.
2. Children who have an elder sibling attending the School and who will continue to do so when the younger child is admitted. **(21)**
3. Children of families whose parents or parent or carer are active members of a Church of England church within the Benefice of Wotton-under-Edge with Ozleworth, North Nibley and Alderley (hereinafter known as the Tyndale Benefice). We define active members of the church as minimum monthly worship over a period of two years prior to application, most recently in the Tyndale Benefice. The Applicant will need to obtain confirmation from the vicar or minister of the church concerned. **N.B.** If this criterion is applicable, please complete the Church Reference Form (as attached) and return to the school by **15th January 2015. (6)**
4. Children of families whose parents or parent or carer are active members of a Christian place of worship (that is a member of Churches Together in England - www.churches-together.net). We define active members of the church as minimum monthly worship over a period of two years prior to application. The Applicant will need to obtain confirmation from the vicar or minister of the church concerned **N.B.** If this criterion is applicable, please complete the Church Reference Form (as

- attached) and return to the school by 15th January 2015. (<5)
5. Children for whom only this particular school is appropriate due to an exceptional medical condition. Applications under this criterion will only be considered if they are supported by a written statement from the child's doctor. This must demonstrate that there is a very specific connection between the medical need and the facilities or resources of the school. **(16)**
 6. Any remaining places or in the event of oversubscription in any of the criteria above, places will be given to those children living closest to this school, measured in a straight line from the Ordnance Survey Point for the child's home address (including flats) to the Ordnance Survey Point of the school, using the Local Authority's computerized measuring system, with those living closer to the school receiving the higher priority.

In the event of oversubscription and in the event of a tie break situation, where two or more children live an identical distance from school, a process of random allocation will be followed. This is a manual process which will be overseen by an independent person.

Supplementary Form Required? Yes, Church Reference Form. Available from the school office. Return to the school by 15th January 2015.

Bourton on the Water Primary School

Telephone: 01451 820458

Headteacher: Mr. J ap R Jones

Fax: n/a

Email: admin@bourton-on-the-water.gloucs.sch.uk

Website: www.bourtononthewaterprimary.org

Address: School Hill, Bourton-On-The-Water, Cheltenham, Gloucestershire GL54 2AW

Category of School:	Primary
Status of School:	Academy
Age range:	4-11
Published Admission Number:	30
No. of pupils on roll Jan 2014:	228
Total No. of Preferences for Sept 2014:	46
No. of 1st Preferences for Sept 2014:	25

Admission Policy for September 2015 (No. of pupils admitted in 2014 shown in brackets)

1. Looked after children (LAC) as defined by Section 22 of the Education Act 1989. This does not include children who have short term respite placements. Children who were in public care but who are now adopted, or subject to a Residency Order or Special Guardianship, are included. However, the onus on bringing this status to our attention is with the Carers.
2. Children who have siblings, who will be on roll when they join. Siblings are defined as blood or adoptive brothers or sisters, step-siblings, half siblings or foster siblings living at the same address as the child. **(12)**
3. Children living nearest to the Academy, measured from the Ordnance Survey address point of the child's home address (including flats) to the Ordnance Survey address point of the school, using the Local Authority's computerised measuring system, with those living closer to the school receiving the higher priority. If there should be children with same measurement to two decimal points, then a tie breaker will be used. This will be Random Allocation. **(15)**

Supplementary Form Required? No.

Bream C of E Primary School

Telephone: 01594 532628

Headteacher: Mrs Elizabeth Chirgwin

Fax: 01594 563644

Email: admin@bream.gloucs.sch.uk

Website: www.breamcofeprimary.co.uk

Address: High Street, Bream, Lydney, Gloucestershire GL15 6JW

Category of School:	Primary
Status of School:	Voluntary Controlled
Age range:	4-11
Published Admission Number:	30
No. of pupils on roll Jan 2014:	181
Total No. of Preferences for Sept 2014:	34
No. of 1st Preferences for Sept 2014:	26

Admission Policy for September 2015 (No. of pupils admitted in 2014 shown in brackets)

1. Children in Public Care.

2. Siblings. **(13)**
3. Home to school distance (measured in a straight line). **(14)**

Brimscombe C of E Primary School

Telephone: 01453 882474

Headteacher: Mrs Karen Riordan

Fax: n/a

Email: admin@brimscombe.gloucs.sch.uk

Website: www.brimscombe.gloucs.sch.uk

Address: Brimscombe Hill, Brimscombe, Stroud, Gloucestershire GL5 2QR

Category of School:	Primary
Status of School:	Voluntary Aided
Age range:	4-11
Published Admission Number:	12
No. of pupils on roll Jan 2014:	98
Total No. of Preferences for Sept 2014:	31
No. of 1st Preferences for Sept 2014:	12

Admission Policy for September 2015 (No. of pupils admitted in 2014 shown in brackets)

1. Looked after children (LAC) or a child who was previously looked after but became subject to an adoption, residence, or special guardianship order immediately afterwards.
2. Children who have an older sibling attending Brimscombe Church of England Primary School and will continue to do so when the younger child is admitted. A sibling is "a brother or sister, half-brother or sister, adopted brother or sister, step brother or sister, or the child of the parent's/carer's partner, and in every case, the child must be living in the same family unit at the same address. **(7)**
3. Children who live in the ecclesiastical parish of Brimscombe whose parents have active connections with *Holy Trinity Church, Brimscombe or Brimscombe Methodist Church.
* Active connection means being a regular worshipping member of the church at least once a month. Where parents/guardians fall into this category, they will be asked to provide a letter of support from the Minister. **(0)**
4. Children of families who live in the ecclesiastical parish of Brimscombe. (A map of the Parish may be inspected at school). **(<5)**
5. Children for whom only one particular school is appropriate due to an exceptional medical condition. (Applications under this criterion will only be considered if they are supported by a written statement from the child's doctor. This must demonstrate that there is a very specific connection between the medical need and the facilities or resources of the school concerned.) **(0)**
6. Children of families living outside the ecclesiastical parish of Brimscombe whose parents have active connections with Holy Trinity or other Christian churches, (being a member of Churches Together in England). **(0)**
7. Any other children whose parents wish them to attend the school. **(<5)**

In the event of over subscription in any of the criteria above, places will be given to those children with the strongest geographical claim, measured in a straight line from the Ordnance Survey address point of the child's home address (including flats) to the Ordnance Survey address point of the school, using the Local Authority's computerised measuring system, with those living closer to the school receiving the higher priority.

In the event of a tie involving two or more children when applying the strongest geographical claim based on straight line distance where there are not enough places available to offer all children a place at the school, a process of random allocation will be followed by the Governing Body.

Supplementary Form Required? No.

The British School

Telephone: 01453 843371

Headteacher: Mrs Jane Clarkson

Fax: 01453 842882

Email: admin@british.gloucs.sch.uk

Website: www.thebritishschool.co.uk

Address: Wortley Road, Wotton-under-Edge, Gloucestershire GL12 7JU

Category of School:	Primary
Status of School:	Foundation
Age range:	4-11
Published Admission Number:	30

No. of pupils on roll Jan 2014:	164
Total No. of Preferences for Sept 2014:	55
No. of 1st Preferences for Sept 2014:	21

Admission Policy for September 2015 (No. of pupils admitted in 2014 shown in brackets)

1. Children in Public Care (Looked After Children) or children who were previously looked after.
2. Children who will have siblings attending the school when the younger child is admitted. **(8)**
3. Children for whom only this particular school is appropriate due to an exceptional medical condition. (Applications under this criterion will only be considered if they are supported by a written statement from the child's doctor. This must demonstrate that there is a very specific connection between the medical need and the facilities or resources of The British School. The final decision to accept a child under this category will be made by the Governing Body through consultation with relevant professionals as appropriate.). **(0)**
4. Children with the strongest geographical claim, measured in a straight line from the ordnance survey address point of the child's home address (including flats) to the ordnance survey address point of the school, using the Local Authority's computerised measuring system, with those living closer to the school receiving the higher priority. **(18)**

Additional notes:

Oversubscription

Where any particular category at points 1-3 above is oversubscribed, criterion 4 (strongest geographical claim based on straight line distance) will be used to determine which child is offered a place. In the event of a tie between two or more children when applying criterion 4 (strongest geographical claim based on straight line distance) where there are not enough places available to offer all children a place at the school, a process of random allocation will be followed by the Governing Body, which must be supervised by someone independent of the school. If the school is oversubscribed, a waiting list will be held until the end of the December term. The waiting list will be prioritised according to the school's oversubscription criteria.

Supplementary Form Required? No.

Brockworth Primary Academy

Telephone: 01452 862809

Principal: Ms Patricia Briggs

Fax: n/a

Email: contactus@brockworthprimary.org

Website: www.brockworthprimaryacademy.org

Address: Moorfield Road, Brockworth, Gloucestershire GL3 4JL

Category of School:	Primary
Status of School:	Academy
Age range:	4-11
Published Admission Number:	30
No. of pupils on roll Jan 2014:	211
Total No. of Preferences for Sept 2014:	52
No. of 1st Preferences for Sept 2014:	23

Admission Policy for September 2015 (No. of pupils admitted in 2014 shown in brackets)

1. A 'looked after child' or a child who was previously looked after but immediately after being looked after became subject to an adoption, residence, or special guardianship order. A looked after child is a child who is (a) in the care of a Local Authority (LA), or (b) being provided with accommodation by a L.A. in the exercise of their social services functions (see the definition in section 22(1) of the Children Act 1989).
2. Children who will have siblings attending the academy at the time the applicant child is admitted. Siblings are defined as a brother or sister, half brother or sister, adopted brother or sister, step brother or sister, or the child of the parent /carer's partner, and in every case, the child must be living in the same family unit at the same address at the time of admission. **(15)**
3. Children with the strongest geographical claim, measured in a straight line from the ordnance survey address point of the child's home address (including flats) to the ordnance survey address point of the academy, using the L.A. computerised measuring system, with those living closer to the academy receiving the higher priority. **(15)**

Where any particular category at points 1-3 above is oversubscribed, criterion 3 (strongest geographical claim based on straight line distance) will be used to determine which child is offered a place.

In the event of a tie between two or more children when applying criterion 3 (strongest geographical claim based on straight line distance) where there are not enough places available to offer all children a place at the academy, a process of random allocation will be followed by the academy. This will be in the form of a manual process, which is overseen by an independent person.

Where twins or children from multiple births are part of a random allocation process they will be considered as one applicant.

Supplementary Form Required? No.

Bromesberrow St Mary's C of E Primary School

Telephone: 01531 650340

Headteacher: Mrs Laura Hankins

Fax: 01531 650695

Email: admin@st-marys-bromesberrow.gloucs.sch.uk

Website: www.bromesberrowschool.co.uk

Address: Albright Lane, Bromesberrow, Nr. Ledbury, Herefordshire HR8 1RT

Category of School:	Primary
Status of School:	Voluntary Aided
Age range:	4-11
Published Admission Number:	8
No. of pupils on roll Jan 2014:	51
Total No. of Preferences for Sept 2014:	8
No. of 1st Preferences for Sept 2014:	4

Admission Policy for September 2015 (No. of pupils admitted in 2014 shown in brackets)

1. Children in Public Care (i.e. Looked after Children).
2. Children with siblings attending the school at the time of the admission of the younger child. For the purpose of this admissions policy the term 'sibling' refers to brother or sister, half brother or sister, adopted brother or sister, step brother or sister, or the child of the parent/carer's partner, and in every case, the child must be living in the same family unit at the same address, at the time of application. (**<5**)
3. Children where the parents or guardians seek specifically Church of England teaching and where the family attend the local church. This should be supported by a letter from the Rector or Minister confirming the faith commitment of the parents. (**0**)
4. Children whose parents or guardians attend another Christian Church that is a member of Churches Together in England and whose application is supported by a letter from their Rector, Vicar, Priest or other Minister of Religion, confirming the faith commitment of the parents. (**0**)
5. Children who have an authenticated medical reason for attending this school. Medical circumstances will be considered in accordance with the LA's description in The Admission to Primary School booklet. (**0**)
6. Any remaining places would be allocated on the basis of closest proximity to the school measured in a straight line. Ease of access to the school and/or other schools will be taken into consideration. Children with the strongest geographical claim, measured in a straight line from the ordnance survey address point of the child's home address (and not centre points of front doors) to the ordnance survey address point of the school, using the Local Authority's computerised measuring system, with those living closer to the school receiving the higher priority. (**0**)

Supplementary Form Required? See criteria above.

Bussage C of E Primary School

Telephone: 01453 883205

Headteacher: Mr Andy Ferguson

Fax: 01453 883205

Email: admin@bussage.gloucs.sch.uk

Website: www.bussageprimaryschool.co.uk

Address: The Ridgeway, Bussage, Stroud, Gloucestershire GL6 6FW

Category of School:	Primary
Status of School:	Voluntary Aided
Age range:	4-11
Published Admission Number:	30
No. of pupils on roll Jan 2014:	202
Total No. of Preferences for Sept 2014:	49
No. of 1st Preferences for Sept 2014:	27

Admission Policy for September 2015 (No. of pupils admitted in 2014 shown in brackets)

1. Looked after Children or children who were previously looked after but immediately after being looked after became subject to an adoption, residence, or special guardianship order.
2. Children who will have an older brother or sister (sibling) attending Bussage School, and will continue to do so on the date that the younger child's admission would take effect. Sibling refers to a brother or sister, half-brother or sister, adopted brother or sister, step brother or sister, or the child of the parent's/carer's partner, and in every case, the child must be living in the same family unit at the same address. (**16**)
3. Children for whom only this particular school is appropriate due to an exceptional medical condition. Applications under this criterion will only be considered if they are supported by a written statement from a doctor. This must demonstrate that there is a very specific connection between the medical need and this school. (**0**)

4. Children of families living in the ecclesiastical Parish of Bussage with Eastcombe (a map of the parish may be inspected at the school) whose parents are regular worshipping members of the Church congregations in the Parish*. (Regular meaning at least once a month). **(0)**
5. Children of families living in the ecclesiastical Parish of Bussage with Eastcombe, having the strongest geographical claim, (measured in a straight line from the ordnance survey point of the child's home address (including flats) to the ordnance survey point of the school, using the Local Authority's computerised measuring system), with those living closer to the school receiving the higher priority. **(9)**
6. Children of families whose parents are regular worshipping members of the Church congregation in the Parish or whose parents are regular worshipping members of other Christian Churches (being a member of Churches Together in England)*. **(0)**
7. Remaining places are offered on the basis of those living closest to the School. **(<5)**

*Applications under Criteria 4 or 6 must be supported by a letter from an appropriate member of the clergy.

Where any particular category at points 1-6 is oversubscribed, criterion seven (strongest geographical claim, measured in a straight line from the ordnance survey point of the child's home address (including flats) to the ordnance survey point of the school, using the Local Authority's computerised measuring system, with those living closer to the school receiving the higher priority.) will be used.

In the event of a tie between two or more children when applying criterion seven, (children with the strongest geographical claim, measured in a straight line from the ordnance survey point of the child's home address (including flats) to the ordnance survey point of the school, using the Local Authority's computerised measuring system, with those living closer to the school receiving the higher priority.) where there are not enough places available to offer all children a place at the school, a process of random allocation will be followed by the Governing Body.

Supplementary Form Required? No.

Callowell Primary School

Telephone: 01453 762962

Headteacher: Mrs Linda Wall

Fax: 01453 762962

Email: admin@callowell.gloucs.sch.uk

Website: www.callowellschool.co.uk

Address: Barrowfield Road, Farmhill, Stroud, Gloucestershire GL5 4DG

Category of School:	Primary
Status of School:	Community
Age range:	4-11
Published Admission Number:	30
No. of pupils on roll Jan 2014:	175
Total No. of Preferences for Sept 2014:	48
No. of 1st Preferences for Sept 2014:	26

Admission Policy for September 2015 (No. of pupils admitted in 2014 shown in brackets)

1. Children in Public Care.
2. Siblings. **(10)**
3. Home to school distance (measured in a straight line). **(20)**

Calton Primary School

Telephone: 01452 527689

Headteacher: Mrs Sarah Bunce

Fax: n/a

Email: admin@caltonprimary.co.uk

Website: www.caltonprimary.co.uk

Address: Calton Road, Gloucester, Gloucestershire GL1 5ET

Category of School:	Primary
Status of School:	Community
Age range:	4-11
Published Admission Number:	90
No. of pupils on roll Jan 2014:	383
Total No. of Preferences for Sept 2014:	129
No. of 1st Preferences for Sept 2014:	51

Admission Policy for September 2015 (No. of pupils admitted in 2014 shown in brackets)

1. Children in Public Care.
2. Siblings. **(29)**
3. Home to school distance (measured in a straight line). **(47)**

Cam Everlands Primary School

Telephone: 01453 545452

Headteacher: Craig Jones

Fax: 01453 549778

Email: admin@cameverlands.gloucs.sch.uk

Website: www.cameverlands.org.uk

Address: Birch Road, Dursley, Gloucestershire GL11 5SF

Category of School:	Primary
Status of School:	Community
Age range:	4-11
Published Admission Number:	30
No. of pupils on roll Jan 2014:	209
Total No. of Preferences for Sept 2014:	100
No. of 1st Preferences for Sept 2014:	39

Admission Policy for September 2015 (No. of pupils admitted in 2014 shown in brackets)

1. Children in Public Care.
2. Siblings. **(14)**
3. Home to school distance (measured in a straight line). **(16)**

Cam Hopton Church of England Primary School

Telephone: 01453 542763

Headteacher: Miss M Skidmore (Acting Head)

Fax: 01453 519447

Email: admin@camhopton.gloucs.sch.uk

Website: www.camhopton.gloucs.sch.uk

Address: Hopton Road, Upper Cam, Dursley, Gloucestershire GL11 5PA

Category of School:	Primary
Status of School:	Voluntary Aided
Age range:	4-11
Published Admission Number:	30
No. of pupils on roll Jan 2014:	205
Total No. of Preferences for Sept 2014:	103
No. of 1st Preferences for Sept 2014:	33

Admission Policy for September 2015 (No. of pupils admitted in 2014 shown in brackets)

1. Children in Care (Looked after Children).
2. Children who have a sibling attending the school and who will continue to do so when the younger child is admitted. **(13)**
(Definition of sibling: a brother or sister, half-brother or sister, adopted brother or sister, step brother or sister, or the child of the parent's/carer's partner, and in every case, the child must be living in the same family unit at the same address)
3. Children who have at least one parent who over at least two years prior to admission has been committed to the worshipping life of either **St George's Church, Upper Cam** or **St Bartholomew's Church, Lower Cam** i.e has attended the principle act of worship on a Sunday at least once a month on average during the two years prior to consideration of the application. In the event that the parents have attended either of the above churches for less than 2 years because they have recently moved to the area they should also submit a reference from their Parish Priest. The school may endeavour to contact the Parish Priest and obtain confirmation of attendance. **(<5)**
4. Children with the strongest geographical claim, measured in a straight line from the Ordnance Survey Address Point of the child's home address (including flats) to the central point of the school, using the Local Authority's computerised measuring system, with those living closer to the school receiving the higher priority. **(16)**

Tie-Break

Where any particular category at points 1-3 above is over-subscribed, Criterion 4 (strongest geographical claim based on straight line distance) will be used to determine which child is offered a place.

In the event of a tie between two or more children when applying Criterion 4 (strongest geographical claim based on straight line distance) where there are not enough places available to offer all children a place at the school, a process of random allocation will be followed by the Local Authority.

Supplementary Form Required? Yes.

Cam Woodfield Infant School

Telephone: 01453 543535

Headteacher: Mrs H Harper

Fax: 01453 543535

Email: admin@woodfield.gloucs.sch.uk

Website: www.woodfield.gloucs.sch.uk

Address: Elstub Lane, Cam, Dursley, Gloucestershire GL11 6JJ

Category of School:	Infant
Status of School:	Community
Age range:	4-7
Published Admission Number:	60
No. of pupils on roll Jan 2014:	144
Total No. of Preferences for Sept 2014:	97
No. of 1st Preferences for Sept 2014:	52

Admission Policy for September 2015 (No. of pupils admitted in 2014 shown in brackets)

1. Children in Public Care.
2. Siblings. **(28)**
3. Home to school distance (measured in a straight line). **(32)**

Cam Woodfield Junior School

Telephone: 01453 542706

Headteacher: Mrs J Cowley

Fax: 01453 548642

Email: admin@camwoodfield-jun.gloucs.sch.uk

Website: www.camwoodfieldjunior.org.uk

Address: Elstub Lane, Dursley, Gloucestershire GL11 6JJ

Category of School:	Junior
Status of School:	Foundation
Age range:	7-11
Published Admission Number:	60
No. of pupils on roll Jan 2014:	143
Total No. of Preferences for Sept 2014:	47
No. of 1st Preferences for Sept 2014:	45

Admission Policy for September 2015 (No. of pupils admitted in 2014 shown in brackets)

1. Children in Public Care (Looked after Children).
2. Children wishing to join older brothers/sisters/half brothers or sisters/adopted brothers or sisters/step brothers or sisters/ or the child of the parent's/carer's partner, who are living in the same family unit at the same address when the younger child is admitted and who are already attending the junior school. **(9)**
3. Children for whom only one particular school is appropriate due to an exceptional medical condition. Applications under this criterion will only be considered if they are supported by a written statement from the child's doctor. This must demonstrate that there is a very specific connection between the medical need and the facilities or resources of the school. **(0)**
4. Children who have attended Cam Woodfield Infant School at any time prior to the age of seven. **(38)**
5. Children with the strongest geographical claim, measured in a straight line from the ordnance survey point of the child's home address (including flats) to the ordnance survey point of the school, using the Local Authority's computerised measuring system, with those living closer to the school receiving higher priority. In the event of a tie involving two or more children when applying the strongest geographical claim based on a straight-line distance where there are not enough places available to offer all children a place at the school, a process of random allocation will be followed by the Governing Body. **(<5)**

Supplementary Form Required? No.

Carrant Brook Junior School

Telephone: 01684 297065

Fax: 01684 292439

Email: admin@carrantbrook.gloucs.sch.uk

Website: www.carrantbrook.com

Address: Hardwick Bank Road, Northway, Tewkesbury, Gloucestershire GL20 7RP

Headteacher: Mrs M Budd & Mr M Fletcher

Category of School:	Junior
Status of School:	Foundation
Age range:	7-11
Published Admission Number:	60
No. of pupils on roll Jan 2014:	140
Total No. of Preferences for Sept 2014:	49
No. of 1st Preferences for Sept 2014:	45

Admission Policy for September 2015 (No. of pupils admitted in 2014 shown in brackets)

1. Children in Care (Looked after Children)
2. Children who have a sibling * attending the school and who will continue to do so when the younger child is admitted' A sibling is "a brother or sister, half-brother or sister, adopted brother or sister, step brother or sister, or the child of the parent's/carer's partner, and in every case, the child must be living in the same family unit at the same address." **(15)**
3. Children for whom only one particular school is appropriate due to an exceptional medical condition. Applications under this criterion will only be considered if they are supported by a written statement from the child's doctor. This must demonstrate that there is a very specific connection between the medical need and the facilities or resources of the school concerned." **(0)**
4. Proximity of the child's home to the school as measured by the following formula:- Children with the strongest geographical claim, measured in a straight line from the Ordnance Survey point of the child's home address (including flats) to the Ordnance Survey point of the school, using the Local Authority's computerised measuring system, with those living closer to the school receiving higher priority. NB. This will also be used as the 'overriding criteria' in the event of over-subscription in any of the above. **(33)**

Where any particular category at points 1 to 3 is oversubscribed, criterion 4 (strongest geographical claim based on straight line distance) will be used to determine which child will be offered a place.

In the event of a tie between two or more children when applying criterion 4 (strongest geographical claim based on straight line distance) where there are not enough places available to offer all children a place at the school, a process of random allocation will be followed by the Governing Body.

Supplementary Form Required? No.

Cashes Green Primary School

Telephone: 01453 763598

Fax: n/a

Email: admin@cashesgreen-pri.gloucs.sch.uk

Website: www.cashesgreen-pri.gloucs.sch.uk

Address: Hillcrest Road, Cashes Green, Stroud, Gloucestershire GL5 4NL

Headteacher: Mrs M Dawson

Category of School:	Primary
Status of School:	Community
Age range:	4-11
Published Admission Number:	30
No. of pupils on roll Jan 2014:	141
Total No. of Preferences for Sept 2014:	58
No. of 1st Preferences for Sept 2014:	21

Admission Policy for September 2015 (No. of pupils admitted in 2014 shown in brackets)

1. Children in Public Care.
2. Siblings. **(16)**
3. Home to school distance (measured in a straight line). **(6)**

Castle Hill Primary School

Telephone: 01452 863380

Fax: 01452 863380

Email: admin@castlehill.gloucs.sch.uk

Website: www.castlehill.gloucs.sch.uk

Address: Abbotswood Road, Brockworth, Gloucester, Gloucestershire, GL3 4NU

Headteacher: Su Broadhurst

Category of School:	Primary
Status of School:	Community
Age range:	4-11
Published Admission Number:	30
No. of pupils on roll Jan 2014:	202
Total No. of Preferences for Sept 2014:	67
No. of 1st Preferences for Sept 2014:	35

Admission Policy for September 2015 (No. of pupils admitted in 2014 shown in brackets)

1. Children in Public Care.
2. Siblings. **(13)**
3. Home to school distance (measured in a straight line). **(17)**

The Catholic School of St Gregory the Great

Telephone: 01242 513659

Fax: 01242 237870

Email: admin@st-gregorygreat.gloucs.sch.uk

Website: www.st-gregorygreat.gloucs.sch.uk

Address: St James Square, Cheltenham, Gloucestershire GL50 3QG

Headteacher: Mrs Charlotte Blanch

Category of School:	Primary
Status of School:	Voluntary Aided
Age range:	4-11
Published Admission Number:	60
No. of pupils on roll Jan 2014:	408
Total No. of Preferences for Sept 2014:	143
No. of 1st Preferences for Sept 2014:	72

Admission Policy for September 2015 (No. of pupils admitted in 2014 shown in brackets)

1. Under the current definition of Looked After Children, Baptised Catholic Looked after Children for whom a place is requested by the relevant person / authority and for whom the school has seen an original Certificate of Baptism.
2. Baptised Catholic children, for whom the school has seen an original Certificate of Baptism, living in the Parishes of St Gregory and Sacred Hearts. **(32)**
3. Baptised Catholic children, for whom the school has seen an original Certificate of Baptism, who live outside the parishes of St. Gregory and Sacred Hearts and who do not have a Catholic Primary School serving the parish in which they live. **(<5)**
4. Under the current definition of Looked After Children, Looked After Children who do not fall into Category 1. for whom a place is requested by the relevant person / authority.
5. Children who will have a brother or sister at the school at the time of their admission. **(18)**
6. Catholic children, for whom the school has seen a Certificate of Baptism, who fall outside the above categories. **(7)**
7. Children of other Christian faiths for whom the school has seen a Certificate of Baptism or a signed reference from a Minister within Cheltenham parishes.
8. Children of other faiths who live within Cheltenham parishes and have the written support of their minister or equivalent.
9. Other applicants not in the above categories.

When applications exceed the number of places available, priority will be given, within the category, to children who have a brother or sister in the school at the time of their admission and then by distance. Children with the strongest geographical claim, measured in a straight line from the Ordnance Survey address point of the child's home address (including flats) to the Ordnance Survey address point of the school, using the Local Authority's computerised measuring system, with those living closer to the school receiving the higher priority.

In the event of a tie involving two or more children when applying the strongest geographical claim based on straight-line distance where there are not enough places available to offer all children a place at the school, a process of random allocation will be undertaken by a nominated person independent of the Admissions Committee and Governors.

Supplementary Form Required? Yes. Available from the school and school website. To be returned to the school office by 15th January 2015.

Chalford Hill Primary School

Telephone: 01453 883123

Fax: 01453 885820

Email: admin@chalfordhill.gloucs.sch.uk

Website: www.chalfordhill.gloucs.sch.uk

Address: Chalford Hill, Stroud, Gloucestershire GL6 8LG

Headteacher: Mrs Corinne Martin

Category of School:	Primary
Status of School:	Community
Age range:	4-11
Published Admission Number:	30
No. of pupils on roll Jan 2014:	208
Total No. of Preferences for Sept 2014:	64
No. of 1st Preferences for Sept 2014:	22

Admission Policy for September 2015 (No. of pupils admitted in 2014 shown in brackets)

1. Children in Public Care.
2. Siblings. **(9)**
3. Home to school distance (measured in a straight line). **(13)**

Charlton Kings Infant Academy

Telephone: 01242 514483

Fax: 01242 230409

Email: secretary@ckis.org.uk

Website: www.ckis.org.uk

Address: Lyefield Road East, Charlton Kings, Cheltenham, Gloucestershire GL53 8AY

Headteacher: Mrs Judith Pandazis

Category of School:	Infant
Status of School:	Academy
Age range:	4-7
Published Admission Number:	90
No. of pupils on roll Jan 2014:	270
Total No. of Preferences for Sept 2014:	216
No. of 1st Preferences for Sept 2014:	99

Admission Policy for September 2015 (No. of pupils admitted in 2014 shown in brackets)

1. Looked after (LA) children or those previously LA but immediately after being LA became subject to an adoption, residence, or special guardianship order.
2. Children who have a sibling who will be attending Charlton Kings Infants' School or Charlton Kings Junior School at the time of reception admission (i.e. a brother or sister, half brother or sister, adopted brother or sister, step brother or sister, or the child of a parent/carer's partner). **(44)**
3. Children with an authenticated medical reason for attending the school. **(0)**
Note: Children for whom only this particular school is appropriate due to an exceptional medical condition. Applications will only be considered if supported by a written statement from the applicant's doctor which must demonstrate that there is a very specific connection between the medical need and the facilities or resources of the school. The final decision to accept a child under this category will be made by the Governing Body through consultation with relevant professionals where necessary. **(0)**
4. Children with the strongest geographical claim in the year in which the child is to start school on the closing date for applications. Note: The distance will be measured in a straight line from the ordinance survey point of the child's home address (including flats) to the ordinance survey point of the school. Those living the closest will receive the higher priority. **(46)**

Special notes:

Where any particular category at points 1-3 above is oversubscribed, criterion 4 (strongest geographical claim based on straight line distance) will be used to determine which child is offered a place.

In the event of a tie between two or more children, when applying criterion 4, the strongest geographical claim will be measured in a straight line from the ordinance survey point from the child's home address (including flats) to the ordinance

survey address point of the school using the Local Authority's computerised measuring system with those living closer to the school receiving the higher priority.

Where there are not enough places available to offer all children a place at the school, a process of random allocation will be followed by the Governing Body. Parents/carers have a right to appeal against refusal, by the Governing Body, to admit.

Supplementary Form Required? No.

Charlton Kings Junior Academy

Telephone: 01242 526171

Headteacher: Mr Lee Pajak

Fax: 01242 250925

Email: admin@charltonkings-jun.gloucs.sch.uk

Website: www.charltonkings-jun.gloucs.sch.uk

Address: East End Road, Charlton Kings, Cheltenham, Gloucestershire GL53 8QE

Category of School:	Junior
Status of School:	Academy
Age range:	7-11
Published Admission Number:	93
No. of pupils on roll Jan 2014:	381
Total No. of Preferences for Sept 2014:	109
No. of 1st Preferences for Sept 2014:	98

Admission Policy for September 2015 (No. of pupils admitted in 2014 shown in brackets)

1. A 'looked after child' or a child who was previously looked after.
2. Where the child has been attending the Charlton Kings Infants' School at the time of their application. **(86)**
3. Where the child has a sibling currently attending the school and who will continue to do so at the time of their admission. **(0)**
4. Children who have siblings attending Charlton Kings Infants' School at the time the applicant child is admitted. **(0)**
Note: Siblings are defined as a brother or sister, half brother or sister, adopted brother or sister, step brother or sister, or the child of the parent /carer's partner, and in every case, the child must be living in the same family unit at the same address at the time of at the time of admission
5. Where there are medical grounds (ie. children for whom only this particular school is appropriate due to an exceptional medical condition. Applications under this criterion will only be considered if they are supported by a written statement from the child's doctor. This must demonstrate that there is a very specific connection between the medical need and the facilities or resources of this school. **(0)**
6. Children with the strongest geographical claim, measured in a straight line from the ordnance survey point of the child's home address (including flats) to the central point of the school, using the Local Authority's computerised measuring system, with those living closer to the school receiving higher priority. **(7)**

Supplementary Form Required? No.

Chesterton Primary School

Telephone: 01285 654796

Headteacher: Mr David Williams

Fax: n/a

Email: admin@chesterton.gloucs.sch.uk

Website: www.chestertonprimary.co.uk

Address: Apsley Road, Cirencester, Gloucestershire GL7 1SS

Category of School:	Primary
Status of School:	Community
Age range:	4-11
Published Admission Number:	30
No. of pupils on roll Jan 2014:	199
Total No. of Preferences for Sept 2014:	49
No. of 1st Preferences for Sept 2014:	27

Admission Policy for September 2015 (No. of pupils admitted in 2014 shown in brackets)

1. Children in Public Care.
2. Siblings. **(11)**
3. Home to school distance (measured in a straight line). **(18)**

Christ Church C of E Primary School (Chalford)

Telephone: 01453 882138

Headteacher: Mrs Zoe Mandeville

Fax: n/a

Email: admin@christchurch-chal.gloucs.sch.uk

Website: www.christchurch-chal.gloucs.sch.uk

Address: Old Neighbourhood, Chalford, Gloucestershire GL6 8PP

Category of School:	Primary
Status of School:	Voluntary Aided
Age range:	4-11
Published Admission Number:	8
No. of pupils on roll Jan 2014:	47
Total No. of Preferences for Sept 2014:	10
No. of 1st Preferences for Sept 2014:	3

Admission Policy for September 2015 (No. of pupils admitted in 2014 shown in brackets)

1. Looked after children or children who were previously looked after.
2. Children who have a sibling attending the school and who will continue to do so when the younger child is admitted. (We use the LA definition of a sibling, "a brother or sister, half-brother or sister, adopted brother or sister, step brother or sister, or the child of the parent's/carer's partner, as well as children brought together by a same sex civil partnership. In every case, the child must be living in the same family unit at the same address.") (<5)
3. Children of families living in the ecclesiastical or secular parish of Chalford whose parents have active connections ** with Church of England, Methodist, or Baptist Christian churches. Maps of the parishes are available for inspection in school. (0)
4. Children of families living in the ecclesiastical or secular parish of Chalford. Maps of the Parishes are available for inspection in school. (0)
5. Children of families living outside the ecclesiastical or secular parishes of Chalford whose parents have active connections ** with Church of England, Methodist, Baptist or Roman Catholic Christian churches. (0)
6. Any remaining places (or in the event of over subscription in the above criteria) will be allocated by closest proximity to the school measured in a straight line. (<5)

Where any particular category at points 1-5 is oversubscribed, criterion 6 (strongest geographical claim based on straight line distance) will be used to determine which child will be offered a place."

In the event of a tie between two or more children when applying criterion 6 (strongest geographical claim based on straight line distance) where there are not enough places available to offer all children a place at the school, a process of random allocation will be followed by the Governing Body, supervised by someone independent of the school.

** Active connections means being a regular worshipping member of the church. 'Regular worship' is defined as attending the principal act of worship at least once a month on average during the two years prior to consideration of the application. Parents/carers will be asked to complete the attached Church Reference form.

Supplementary Form Required? Yes. Available from the school office and website. Contact school for further information.

Christ Church C of E Primary School (Cheltenham)

Telephone: 01242 523392

Headteacher: Miss J. Fentem

Fax: 01242 250142

Email: admin@christchurch-chelt.gloucs.sch.uk

Website: www.christchurchschool-chelt.co.uk

Address: Malvern Road, Cheltenham, Gloucestershire GL50 2NR

Category of School:	Primary
Status of School:	Academy
Age range:	4-11
Published Admission Number:	30
No. of pupils on roll Jan 2014:	214
Total No. of Preferences for Sept 2014:	151
No. of 1st Preferences for Sept 2014:	53

Admission Policy for September 2015 (No. of pupils admitted in 2014 shown in brackets)

1. The highest priority for admission must be given to 'Looked After Children' or children who were previously looked after.
2. Children with a brother or sister living at the same permanent home, who will still be attending mainstream schooling at

Christ Church and will continue to do so at the time of Reception admission. Siblings are defined as a brother or sister, half brother or sister, adopted brother or sister, step brother or sister, or the child of the parent/carer's partner, and in every case, the child must be living in the same family unit at the same address at the time of admission. Mainstream schooling does not include attendance at the school's attached Communication and Interaction Centre. **(see school for figures)**

3. Children of parents whose permanent home lies within the ecclesiastical parish of Christ Church, and who have a Christian commitment to one of the churches belonging to Churches Together in England, or children of parents who are on the electoral roll of Christ Church. (A map of the parish may be viewed in the school office or in the Parish Office). Please note: In either case, the application for a place must be supported by a letter from their minister confirming the parents' Christian commitment and regular attendance at church. Any written evidence in support of the application for a Reception place must be received by the school by 15th January 2015. **(see school for figures)**
4. Children with the strongest geographical claim, measured in a straight line from the ordnance survey address point of the child's home address (including flats) to the ordnance survey point of the school, using the Local Authority's computerised measuring system, with those living closer to the school receiving the higher priority. **(see school for figures)**

Where any particular category at points 1-3 is oversubscribed, criterion 4 (strongest geographical claim based on straight line distance) will be used to determine which child will be offered a place.

In the event of a tie between two or more children when applying criterion 4 (strongest geographical claim based on straight line distance) where there are not enough places available to offer all children a place at the school, a process of random allocation will be followed by the Governing Body.

Supplementary Form Required? See criteria above.

Churcham Primary School

Telephone: 01452 750467

Fax: 01452 750467

Email: admin@churcham.gloucs.sch.uk

Website: www.churchamprimaryschool.co.uk

Address: Churcham, Gloucester, Gloucestershire GL2 8BD

Headteacher: Michelle Kelly

Category of School:	Primary
Status of School:	Community
Age range:	4-11
Published Admission Number:	8
No. of pupils on roll Jan 2014:	36
Total No. of Preferences for Sept 2014:	10
No. of 1st Preferences for Sept 2014:	3

Admission Policy for September 2015 (No. of pupils admitted in 2014 shown in brackets)

1. Children in Public Care.
2. Siblings. (<5)
3. Home to school distance (measured in a straight line). (0)

Churchdown Parton Manor Infant School

Telephone: 01452 712214

Fax: n/a

Email: admin@partonmanor-inf.gloucs.sch.uk

Website: www.partonmanor-inf.gloucs.sch.uk

Address: Craven Drive, Churchdown, Gloucester, Gloucestershire GL3 2AG

Headteacher: Mrs Carole Walmsley

Category of School:	Infant
Status of School:	Community
Age range:	4-7
Published Admission Number:	60
No. of pupils on roll Jan 2014:	140
Total No. of Preferences for Sept 2014:	84
No. of 1st Preferences for Sept 2014:	33

Admission Policy for September 2015 (No. of pupils admitted in 2014 shown in brackets)

1. Children in Public Care.

2. Siblings. **(18)**
3. Home to school distance (measured in a straight line). **(13)**

Churchdown Parton Manor Junior School

Telephone: 01452 713262

Headteacher: Mrs Frances Lark

Fax: 01452 854593

Email: admin@partonmanor-jun.gloucs.sch.uk

Website: www.partonmanor-jun.gloucs.sch.uk

Address: Craven Drive, Churchdown, Gloucester, Gloucestershire GL3 2DR

Category of School:	Junior
Status of School:	Community
Age range:	7-11
Published Admission Number:	60
No. of pupils on roll Jan 2014:	150
Total No. of Preferences for Sept 2014:	45
No. of 1st Preferences for Sept 2014:	61

Admission Policy for September 2015 (No. of pupils admitted in 2014 shown in brackets)

1. Children in Public Care.
2. Children attending the companion infant school. **(35)**
3. Siblings attending the junior school. **(0)**
4. Siblings attending the infant school. **(0)**
5. Home to school distances (measured in straight line). **(<5)**

Churchdown Village Infant Academy

Telephone: 01452 714178

Headteacher: Mrs Julie Guest

Fax: n/a

Email: admin@cvis.org.uk

Website: www.churchdownvillageinf.org

Address: Station Road, Churchdown, Gloucestershire GL3 2NB

Category of School:	Infant
Status of School:	Academy
Age range:	4-7
Published Admission Number:	60
No. of pupils on roll Jan 2014:	183
Total No. of Preferences for Sept 2014:	136
No. of 1st Preferences for Sept 2014:	59

Admission Policy for September 2015 (No. of pupils admitted in 2014 shown in brackets)

1. Children in Care – Looked After Children. Where the child is in Public Care (Looked After Children) The highest priority for admission must be given to looked after children' or children who were previously looked after but immediately after being looked after became subject to an adoption, residence or special guardianship order. A looked after child is a child who is either in the care of a local authority or being provided with accommodation by the local authority in the exercise of their social services functions (definition section 22(1) of the Children Act.
2. Children who have a sibling who will be attending Churchdown Village Infant School or Churchdown Village Junior School at the time of reception admission (i.e. a brother or sister, half brother or sister, adopted brother or sister, step brother or sister, or the child of a parent/carer's partner). **(15)**
3. Children with the strongest geographical claim in the year in which the child is to start school on the closing date for applications. Note: The distance will be measured in a straight line from the centre of the child's home address (including flats) to the central part of the school, using Ordnance Survey Points . Those living the closest will receive the higher priority. **(45)**

Where any particular category at points 1-2 above is oversubscribed, criterion 3 (strongest geographical claim based on straight line distance) will be used to determine which child is offered a place.

In the event of a tie between two or more children, when applying criterion 3, the strongest geographical claim will be measured in a straight line from the ordinance survey point from the child's home address (including flats) to the ordinance survey address point of the school using the Local Authority's computerised measuring system with those living closer to the school receiving the higher priority.

Where there are not enough places available to offer all children a place at the school, a process of random allocation will be followed by the Governing Body.

Supplementary Form Required? No.

Churchdown Village Junior School

Telephone: 01452 712330

Headteacher: Mr Mark Bacon

Fax: 01452 855978

Email: admin@churchdownvillage-jun.gloucs.sch.uk

Website: www.churchdownvillage-jun.gloucs.sch.uk

Address: Station Road, Churchdown, Gloucester, Gloucestershire GL3 2JX

Category of School:	Junior
Status of School:	Community
Age range:	7-11
Published Admission Number:	60
No. of pupils on roll Jan 2014:	242
Total No. of Preferences for Sept 2014:	85
No. of 1st Preferences for Sept 2014:	66

Admission Policy for September 2015 (No. of pupils admitted in 2014 shown in brackets)

1. Children in Public Care.
2. Children attending the companion infant school. **(60)**
3. Siblings attending the junior school. **(0)**
4. Siblings attending the infant school. **(0)**
5. Home to school distances (measured in straight line). **(0)**

Cirencester Primary School

Telephone: 01285 658550

Headteacher: Mrs Ceri Baggus

Fax: 01285 640799

(Acting Head w.e.f. 01.09.2014)

Email: admin@cirencester-pri.gloucs.sch.uk

Mrs Bridget Goodrich

Website: www.coriniumpartners.com

(Acting Executive Head w.e.f. 01.09.2014)

Address: Victoria Road, Cirencester, Gloucestershire GL7 1EX

Category of School:	Primary
Status of School:	Community
Age range:	4-11
Published Admission Number:	60
No. of pupils on roll Jan 2014:	419
Total No. of Preferences for Sept 2014:	129
No. of 1st Preferences for Sept 2014:	68

Admission Policy for September 2015 (No. of pupils admitted in 2014 shown in brackets)

1. Children in Public Care.
2. Siblings. **(28)**
3. Home to school distance (measured in a straight line). **(31)**

Clearwell Primary School

Telephone: 01594 834904

Headteacher: Mrs Mary Williams

Fax: n/a

Email: admin@clearwell.gloucs.sch.uk

Website: www.clearwell.gloucs.sch.uk

Address: Church Road, Clearwell, Coleford, Gloucestershire GL16 8LG

Category of School:	Primary
Status of School:	Voluntary Controlled
Age range:	4-11
Published Admission Number:	10
No. of pupils on roll Jan 2014:	43

Total No. of Preferences for Sept 2014: 18
No. of 1st Preferences for Sept 2014: 2

Admission Policy for September 2015 (No. of pupils admitted in 2014 shown in brackets)

1. Children in Public Care.
2. Siblings. (<5)
3. Home to school distance (measured in a straight line). (<5)

Coaley C of E Primary School

Telephone: 01453 890358

Headteacher: Mrs Helen Anderson

Fax: 01453 890358

Email: admin@coaley.gloucs.sch.uk

Website: www.coaleyschool.org.uk

Address: The Street, Coaley, Dursley, Gloucestershire GL11 5EB

Category of School:	Primary
Status of School:	Voluntary Controlled
Age range:	4-11
Published Admission Number:	10
No. of pupils on roll Jan 2014:	63
Total No. of Preferences for Sept 2014:	24
No. of 1st Preferences for Sept 2014:	10

Admission Policy for September 2015 (No. of pupils admitted in 2014 shown in brackets)

1. Children in Public Care.
2. Siblings. (9)
3. Home to school distance (measured in a straight line). (<5)

Coalway Community Infant School

Telephone: 01594 833457

Headteacher: Mrs Fiona Hamilton

Fax: n/a

Email: admin@coalway-inf.gloucs.sch.uk

Website: www.coalwaycommunityinfant.ik.org

Address: Coalway Road, Coalway, Coleford, Gloucestershire GL16 7HL

Category of School:	Infant
Status of School:	Community
Age range:	4-7
Published Admission Number:	60
No. of pupils on roll Jan 2014:	174
Total No. of Preferences for Sept 2014:	94
No. of 1st Preferences for Sept 2014:	56

Admission Policy for September 2015 (No. of pupils admitted in 2014 shown in brackets)

1. Children in Public Care.
2. Siblings. (31)
3. Home to school distance (measured in a straight line). (26)

Coalway Junior School

Telephone: 01594 810271

Headteacher: Mrs Fay White

Fax: 01594 812739

Email: admin@coalway-jun.gloucs.sch.uk

Website: www.coalwayjunior.co.uk

Address: 63 Coalway Road, Coalway, Coleford, Gloucestershire GL16 7HL

Category of School:	Junior
Status of School:	Community
Age range:	7-11

Published Admission Number:	60
No. of pupils on roll Jan 2014:	223
Total No. of Preferences for Sept 2014:	59
No. of 1st Preferences for Sept 2014:	59

Admission Policy for September 2015 (No. of pupils admitted in 2014 shown in brackets)

1. Children in Public Care.
2. Children attending the companion infant school. **(59)**
3. Siblings attending the junior school. **(0)**
4. Siblings attending the infant school. **(0)**
5. Home to school distances (measured in straight line). **(0)**

Coberley C of E Primary School

Telephone: 01242 870366

Headteacher: Mrs Jill Steeden

Fax: n/a

Email: admin@coberley.gloucs.sch.uk

Website: www.coberley.gloucs.sch.uk

Address: Coberley Village, Cheltenham, Gloucestershire GL53 9QZ

Category of School:	Primary
Status of School:	Voluntary Controlled
Age range:	4-11
Published Admission Number:	8
No. of pupils on roll Jan 2014:	68
Total No. of Preferences for Sept 2014:	28
No. of 1st Preferences for Sept 2014:	13

Admission Policy for September 2015 (No. of pupils admitted in 2014 shown in brackets)

1. Children in Public Care.
2. Siblings. **(7)**
3. Home to school distance (measured in a straight line). **(<5)**

Cold Aston C of E Primary School

Telephone: 01451 820470

Headteacher: Miss Alexandra Symondson

Fax: 01451 820468

Email: admin@coldaston.gloucs.sch.uk

Website: www.coldastonprimary.co.uk

Address: Cold Aston, Cheltenham, Gloucestershire GL54 3BN

Category of School:	Primary
Status of School:	Voluntary Controlled
Age range:	4-11
Published Admission Number:	15
No. of pupils on roll Jan 2014:	69
Total No. of Preferences for Sept 2014:	41
No. of 1st Preferences for Sept 2014:	19

*PAN increased from 12 to 15 for September 2015

Admission Policy for September 2015 (No. of pupils admitted in 2014 shown in brackets)

1. Children in Public Care.
2. Siblings. **(7)**
3. Home to school distance (measured in a straight line). **(5)**

Coney Hill Community Primary School

Telephone: 01452 522734

Headteacher: Mrs Rachel Lane

Fax: 01452 522785

Email: admin@coneyhill.gloucs.sch.uk

Website: www.coneyhillprimary.co.uk

Address: Coney Hill Road, Gloucester, Gloucestershire GL4 4NA

Category of School:	Primary
Status of School:	Community
Age range:	4-11
Published Admission Number:	30
No. of pupils on roll Jan 2014:	212
Total No. of Preferences for Sept 2014:	84
No. of 1st Preferences for Sept 2014:	49

Admission Policy for September 2015 (No. of pupils admitted in 2014 shown in brackets)

1. Children in Public Care.
2. Siblings. **(17)**
3. Home to school distance (measured in a straight line). **(12)**

Coopers Edge Primary School

Telephone: 01452 612038

Headteacher: Mrs Keely Folker

Fax: 01452 627939

Email: admin@coopersedge.gloucs.sch.uk

Website: www.coopersedge.gloucs.sch.uk

Address: Typhoon Way, Coopers Edge, Brockworth, Gloucestershire GL3 4DY

Category of School:	Primary
Status of School:	Trust
Age range:	4-11
Published Admission Number:	60
No. of pupils on roll Jan 2014:	128
Total No. of Preferences for Sept 2014:	103
No. of 1st Preferences for Sept 2014:	50

Admission Policy for September 2015 (No. of pupils admitted in 2014 shown in brackets)

1. Looked After Children or children who have been recently looked after but have become subject to an adoption, residence, or special guardianship order.
2. Children who will have siblings attending the school at the time of their admission. Siblings are defined as a brother or sister, half brother or sister, adopted brother or sister, step brother or sister, or the child of the parent /carer's partner, and in every case, the child must be living in the same family unit at the same address at the time of admission. **(see school for figures)**
3. Children for whom only this particular school is appropriate due to an exceptional medical condition. Applications under this criterion will only be considered if they are supported by a written statement from a doctor. This must demonstrate that there is a very specific connection between the medical need and this school. **(see school for figures)**
4. Children who live in the catchment area, defined as 'Coopers Edge', i.e. children living in a home inside the Coopers Edge development boundary as shown by 'map of the development' at the end of the school's admission policy. **(see school for figures)**
If after applying the catchment criteria there are more applications than places within the catchment area, a further tie-breaker of Random Allocation will be used for these applications. Random Allocation will be supervised by someone independent of the school with a fresh round of random allocation used each time a child is to be offered a place from a waiting list.
5. Children who live outside the catchment area, with the strongest geographical claim, measured in a straight line from the ordnance survey point of the child's home address(including flats) to the ordnance survey address of the school, using the Local Authority's computerised measuring system, with those living closer to the school receiving the higher priority. **(see school for figures)**

If after applying the distance criteria there are more applications than places with the same distance, a further tie-breaker of Random Allocation will be used for these applications.

Supplementary Form Required? No.

Cranham C of E Primary School

Telephone: 01452 812660

Headteacher: Mrs Anne Nolan

Fax: 01452 812660

Email: admin@cranham.gloucs.sch.uk
Website: www.cranhamschool.com
Address: Cranham, Gloucester, Gloucestershire GL4 8HS

Category of School:	Primary
Status of School:	Voluntary Aided
Age range:	4-11
Published Admission Number:	8
No. of pupils on roll Jan 2014:	52
Total No. of Preferences for Sept 2014:	24
No. of 1st Preferences for Sept 2014:	5

Admission Policy for September 2015 (No. of pupils admitted in 2014 shown in brackets)

1. Children in Public Care (Looked After Children) Children in Care - Looked After Children. Where the child is in Public Care (Looked After Children) The highest priority for admission must be given to looked after children' or children who were previously looked after but immediately after being looked after became subject to an adoption, residence or special guardianship order. A looked after child is a child who is either in the care of a local authority or being provided with accommodation by the local authority in the exercise of their social services functions (definition section 22(1) of the Children Act.
2. Children who will have siblings attending the school and who will continue to do so when the younger child is admitted. NB: We define siblings as a brother or sister, half-brother or sister, adopted brother or sister, step brother or sister, or the child of the parent's/carer's partner, and in every case, the child must be living in the same family unit at the same address. **(see school for figures)**
3. The child lives in the parish of Cranham. A copy of the map showing the boundaries of the parish can be viewed in the school office. **(see school for figures)**
4. Children from families who regularly worship at St James the Great Church Cranham. The governing body consider regular to be at least once a month. A letter of support from the Minister or member of the PCC would be required. This should be submitted to the Headteacher, no later than 5 working days before the deadline for Admission applications. **(see school for figures)**
5. Children for whom only this particular school is appropriate due to an exceptional medical condition. Applications under this criterion will only be considered if they are supported by a written statement from a doctor. This must demonstrate that there is a very specific connection between the medical needs and Cranham School. **(see school for figures)**
6. Children from Christian families who regularly worship outside the boundary of the parish of Cranham. (Being a member of the Churches Together in England) The governing body consider regular to be least once a month. A letter of support from the Minister or member of the PCC would be required. This should be submitted to the Headteacher, no later than 5 working days before the deadline for Admission applications. **(see school for figures)**
7. Remaining places will be offered to children with the strongest geographical claim, measured in a straight line from the Ordnance Survey Point of the child's home address (including flats) to the Ordnance Survey Point of the school, using the Local Authority's computerised measuring system, with those living closer to the school receiving the higher priority. **(see school for figures)**

Where any particular category at points 1-6 is oversubscribed, criterion 7 (strongest geographical claim based on straight line distance) will be used to determine which child will be offered a place. In the event of a tie between two or more children when applying criterion 7 (strongest geographical claim based on straight line distance), where there are not enough places available to offer all children a place at the school, a process of random allocation will be followed by the Governing Body.

Supplementary Form Required? No.

The Croft Primary School

Telephone: 01452 812479
Fax: n/a
Email: admin@croft.gloucs.sch.uk
Website: www.croft.gloucs.sch.uk
Address: Churchill Way, Painswick, Gloucestershire GL6 6RQ

Headteacher: Mr Kevin Howie

Category of School:	Primary
Status of School:	Community
Age range:	4-11
Published Admission Number:	20
No. of pupils on roll Jan 2014:	132
Total No. of Preferences for Sept 2014:	43
No. of 1st Preferences for Sept 2014:	26

Admission Policy for September 2015 (No. of pupils admitted in 2014 shown in brackets)

1. Children in Public Care.
2. Siblings. **(10)**
3. Home to school distance (measured in a straight line). **(10)**

Deerhurst and Apperley C of E Primary School

Telephone: 01452 780374**Headteacher:** Mrs P McEvoy**Fax:** 01452 780374**Email:** admin@deerhurst.gloucs.sch.uk**Website:** www.deerhurst.gloucs.sch.uk**Address:** School Lane, Apperley, Gloucester, Gloucestershire GL19 4DQ

Category of School:	Primary
Status of School:	Voluntary Controlled
Age range:	4-11
Published Admission Number:	12
No. of pupils on roll Jan 2014:	81
Total No. of Preferences for Sept 2014:	16
No. of 1st Preferences for Sept 2014:	2

Admission Policy for September 2015 (No. of pupils admitted in 2014 shown in brackets)

1. Children in Public Care.
2. Siblings. **(5)**
3. Home to school distance (measured in a straight line). **(6)**

Dinglewell Infant School

Telephone: 01452 619154**Headteacher:** Mrs Nicola Barby**Fax:** 01452 619154**Email:** admin@dinglewell-inf.gloucs.sch.uk**Website:** www.dinglewellinfants.org**Address:** Dinglewell, Hucclecote, Gloucester, Gloucestershire GL3 3HS

Category of School:	Infant
Status of School:	Community
Age range:	4-7
Published Admission Number:	90
No. of pupils on roll Jan 2014:	261
Total No. of Preferences for Sept 2014:	203
No. of 1st Preferences for Sept 2014:	54

Admission Policy for September 2015 (No. of pupils admitted in 2014 shown in brackets)

1. Children in Public Care.
2. Siblings. **(33)**
3. Home to school distance (measured in a straight line). **(48)**

Dinglewell Junior School

Telephone: 01452 617376**Headteacher:** Mrs Geraldine Brogan
(Acting Head)**Fax:** 01452 617376**Email:** admin@dinglewell-jun.gloucs.sch.uk**Website:** www.dinglewelljunior.co.uk**Address:** Dinglewell, Hucclecote, Gloucester, Gloucestershire GL3 3HS

Category of School:	Junior
Status of School:	Community
Age range:	7-11
Published Admission Number:	90
No. of pupils on roll Jan 2014:	352
Total No. of Preferences for Sept 2014:	90
No. of 1st Preferences for Sept 2014:	81

Admission Policy for September 2015 (No. of pupils admitted in 2014 shown in brackets)

1. Children in Public Care.
2. Children attending the companion infant school. **(81)**
3. Siblings attending the junior school. **(0)**
4. Siblings attending the infant school. **(0)**
5. Home to school distances (measured in straight line). **(0)**

Down Ampney C of E Primary School

Telephone: 01793 750294**Headteacher:** Mr Graham Horton**Fax:** 01793 750605**Email:** admin@downampney.gloucs.sch.uk**Website:** www.downampney.gloucs.sch.uk**Address:** Down Ampney, Cirencester, Gloucestershire GL7 5QR**Category of School:**

Primary

Status of School:

Voluntary Controlled

Age range:

4-11

Published Admission Number:

8

No. of pupils on roll Jan 2014:

39

Total No. of Preferences for Sept 2014:

18

No. of 1st Preferences for Sept 2014:

7

Admission Policy for September 2015 (No. of pupils admitted in 2014 shown in brackets)

1. Children in Public Care.
2. Siblings. **(<5)**
3. Home to school distance (measured in a straight line). **(5)**

Drybrook Primary School

Telephone: 01594 542448**Headteacher:** Ms Sara Albon**Fax:** n/a**Email:** admin@drybrook.gloucs.sch.uk**Website:** www.drybrookschoool.co.uk**Address:** Drybrook Road, Drybrook, Gloucestershire GL17 9JF**Category of School:**

Primary

Status of School:

Community

Age range:

4-11

Published Admission Number:

20

No. of pupils on roll Jan 2014:

126

Total No. of Preferences for Sept 2014:

40

No. of 1st Preferences for Sept 2014:

15

Admission Policy for September 2015 (No. of pupils admitted in 2014 shown in brackets)

1. Children in Public Care.
2. Siblings. **(7)**
3. Home to school distance (measured in a straight line). **(12)**

Dunalley Primary School

Telephone: 01242 512391**Headteacher:** Mrs Judith Price**Fax:** 01242 256535**Email:** dunalley@dunalley.gloucs.sch.uk**Website:** www.dunalley.gloucs.sch.uk**Address:** West Drive, Cheltenham, Gloucestershire GL50 4LB**Category of School:**

Primary

Status of School:

Community

Age range:

4-11

Published Admission Number:

60

No. of pupils on roll Jan 2014:	259
Total No. of Preferences for Sept 2014:	140
No. of 1st Preferences for Sept 2014:	73

Admission Policy for September 2015 (No. of pupils admitted in 2014 shown in brackets)

1. Children in Public Care.
2. Siblings. **(29)**
3. Home to school distance (measured in a straight line). **(31)**

Dursley C of E Primary Academy

Telephone: 01453 542304 **Principal:** Paul Daniels
Fax: 01453 549083
Email: admin@dursley.gloucs.sch.uk
Website: www.dursleycofeprimaryschool.org.uk
Address: School Road, Highfields, Dursley, Gloucestershire GL11 4NZ

Category of School:	Primary
Status of School:	Academy
Age range:	4-11
Published Admission Number:	45
No. of pupils on roll Jan 2014:	274
Total No. of Preferences for Sept 2014:	61
No. of 1st Preferences for Sept 2014:	42

Admission Policy for September 2015 (No. of pupils admitted in 2014 shown in brackets)

1. Looked after children or children who were previously looked after.
2. Children who have siblings attending the Academy at the time the applicant child is admitted. **(18)**
3. Children for whom only one particular school is appropriate due to an exceptional medical condition. Applications under this criterion will only be considered if they are supported by a written statement from the child's doctor, which has to be submitted with the application. This must demonstrate that there is a very specific connection between the medical need and the facilities or resources of the school concerned. **(0)**
4. Children with the strongest geographical claim, measured in a straight line from the ordnance survey address point of the child's home address (including flats) to the ordnance survey address point of the school, using the Local Authority's computerised measuring system on behalf of the Diocese of Gloucester Academies Trust (admissions authority), with those living closer to the school receiving the higher priority. **(27)**

In the event of oversubscription and in the event of a tie break situation, where two or more children live an identical distance from the Academy, a lottery will take place to allocate any remaining places

Supplementary Form Required? No.

Eastcombe Primary School

Telephone: 01452 770227 **Headteacher:** Mrs Angela Ayling
Fax: 01452 770942
Email: admin@eastcombe.gloucs.sch.uk
Website: www.eastcombepimaryschool.co.uk
Address: Dr. Crouch's Rd, Eastcombe, Stroud, Gloucestershire GL6 7EA

Category of School:	Primary
Status of School:	Community
Age range:	4-11
Published Admission Number:	11
No. of pupils on roll Jan 2014:	70
Total No. of Preferences for Sept 2014:	32
No. of 1st Preferences for Sept 2014:	13

Admission Policy for September 2015 (No. of pupils admitted in 2014 shown in brackets)

1. Children in Public Care.
2. Siblings. **(6)**
3. Home to school distance (measured in a straight line). **(5)**

Eastington Primary School

Telephone: 01453 822922

Headteacher: Mr Malcolm Strang

Fax: n/a

Email: admin@eastington.gloucs.sch.uk

Website: www.eastingtonprimary.co.uk

Address: Churchend, Eastington, Stonehouse, Gloucestershire GL10 3SB

Category of School:	Primary
Status of School:	Community
Age range:	4-11
Published Admission Number:	20
No. of pupils on roll Jan 2014:	141
Total No. of Preferences for Sept 2014:	85
No. of 1st Preferences for Sept 2014:	31

Admission Policy for September 2015 (No. of pupils admitted in 2014 shown in brackets)

1. Children in Public Care.
2. Siblings. **(10)**
3. Home to school distance (measured in a straight line). **(10)**

Ellwood Community Primary School

Telephone: 01594 833232

Headteacher: Mrs Vicki Cole

Fax: 01594 833232

Email: admin@ellwood.gloucs.sch.uk

Website: www.ellwoodschool.co.uk

Address: Bromley Road, Ellwood, Coleford, Gloucestershire GL16 7LY

Category of School:	Primary
Status of School:	Community
Age range:	4-11
Published Admission Number:	20
No. of pupils on roll Jan 2014:	137
Total No. of Preferences for Sept 2014:	44
No. of 1st Preferences for Sept 2014:	20

Admission Policy for September 2015 (No. of pupils admitted in 2014 shown in brackets)

1. Children in Public Care.
2. Siblings. **(11)**
3. Home to school distance (measured in a straight line). **(9)**

Elmbridge Infant School

Telephone: 01452 520943

Headteacher: Mrs Emma Seville

Fax: 01452 520943

Email: admin@elmbridge-inf.gloucs.sch.uk

Website: www.elmbridgeinfantschool.co.uk

Address: Windfall Way, Gloucester, Gloucestershire GL2 0LN

Category of School:	Infant
Status of School:	Community
Age range:	4-7
Published Admission Number:	90
No. of pupils on roll Jan 2014:	254
Total No. of Preferences for Sept 2014:	220
No. of 1st Preferences for Sept 2014:	81

Admission Policy for September 2015 (No. of pupils admitted in 2014 shown in brackets)

1. Children in Public Care.
2. Siblings. **(34)**
3. Home to school distance (measured in a straight line). **(54)**

Elmbridge Junior School

Telephone: 01452 523632

Fax: 01452 523632

Email: admin@elmbridge-jun.gloucs.sch.uk

Website: www.elmbridgejuniorschool.co.uk

Address: Elmbridge Road, Gloucester, Gloucestershire GL2 0PE

Headteacher: Mr Glen Tharia

Category of School:	Junior
Status of School:	Community
Age range:	7-11
Published Admission Number:	90*
No. of pupils on roll Jan 2014:	311
Total No. of Preferences for Sept 2014:	112
No. of 1st Preferences for Sept 2014:	81

*PAN increased from 75 to 90 for September, 2015

Admission Policy for September 2015 (No. of pupils admitted in 2014 shown in brackets)

1. Children in Public Care.
2. Children attending the companion infant school. (71)
3. Siblings attending the junior school. (<5)
4. Siblings attending the infant school. (0)
5. Home to school distances (measured in straight line). (<5)

English Bicknor C of E Primary School

Telephone: 01594 860367

Fax: 01594 860150

Email: head@englishbicknor.gloucs.sch.uk or
admin@englishbicknor.gloucs.sch.uk

Website: www.englishbicknor.gloucs.sch.uk

Address: English Bicknor, Coleford, Gloucestershire GL16 7PG

Headteacher: Hayley Allison

Category of School:	Primary
Status of School:	Voluntary Controlled
Age range:	4-11
Published Admission Number:	11
No. of pupils on roll Jan 2014:	66
Total No. of Preferences for Sept 2014:	19
No. of 1st Preferences for Sept 2014:	12

Admission Policy for September 2015 (No. of pupils admitted in 2014 shown in brackets)

1. Children in Public Care.
2. Siblings. (8)
3. Home to school distance (measured in a straight line). (<5)

Fairford C of E Primary School

Telephone: 01285 712543

Fax: 01285 711568

Email: admin@fairford.gloucs.sch.uk

Website: www.fairford.gloucs.sch.uk

Address: The Park, Leafield Road, Fairford, Gloucestershire GL7 4JQ

Headteacher: Mrs Julie Fellows

Category of School:	Primary
Status of School:	Voluntary Controlled
Age range:	4-11
Published Admission Number:	30
No. of pupils on roll Jan 2014:	229
Total No. of Preferences for Sept 2014:	49
No. of 1st Preferences for Sept 2014:	30

Admission Policy for September 2015 (No. of pupils admitted in 2014 shown in brackets)

1. Children in Public Care.
2. Siblings. **(11)**
3. Home to school distance (measured in a straight line). **(19)**

Field Court C of E Infant Academy

Telephone: 01452 720257

Fax: 01452 720257

Email: admin@fieldcourt-inf.gloucs.sch.uk

Website: www.fieldcourt-inf.gloucs.sch.uk

Address: Courtfield Road, Quedgeley, Gloucester, Gloucestershire GL2 4UF

Headteacher: Mrs Z Carciero

(Acting Head from 01.09.2014)

Category of School:	Infant
Status of School:	Academy
Age range:	4-7
Published Admission Number:	90
No. of pupils on roll Jan 2014:	254
Total No. of Preferences for Sept 2014:	192
No. of 1st Preferences for Sept 2014:	91

Admission Policy for September 2015 (No. of pupils admitted in 2014 shown in brackets)

1. Looked after children and children who were previously looked after.
2. Children whose brothers or sisters are attending the Field Court Infants or Field Court Junior school at the time of reception admission. A sibling must be a sister, brother, half brother or sister, adopted brother or sister, or the child of a parent/carer or partner, in every case living in the same house from Monday to Friday. **(39)**
3. Children who can prove that they have a particular medical reason for attending the school. Note: Children for whom only this particular school is appropriate due to an exceptional medical condition. Applications will only be considered if supported by a written statement from the applicant's doctor which must demonstrate that there is a very specific connection between the medical need and the facilities or resources of the school. The final decision to accept a child under this category will be made by the Governing Body through consultation with relevant professional where necessary. **(0)**
4. How far the applicant lives from the School using the straight line distance measurement using the LA's computerised system. Those living closest will receive the higher priority. **(51)**

Special Notes:

Where any particular category at points 1-3 above is oversubscribed, criterion 4 (strongest geographical claim based on straight line distance) will be used to determine which child is offered a place. In the event of a tie between two or more children, when applying to criterion 4, the strongest geographical claim will be measured in a straight line from the Ordnance survey point from the child's home address (including flats) to the Ordnance survey address point of the school using the Local Authority's computerised measuring system with those living closer to the school receiving the higher priority.

Where there are not enough places available to offer all children a place at the school, a process of random allocation will be followed by the Governing Body.

Supplementary Form Required? No.

Field Court Junior Academy

Telephone: 01452 720066

Fax: 01452 723417

Email: admin@fieldcourt-jun.gloucs.sch.uk

Website: www.fieldcourt-jun.gloucs.sch.uk

Address: Courtfield Road, Quedgeley, Gloucester, Gloucestershire GL2 4UF

Headteacher: Mrs Kelly Armstrong

Category of School:	Junior
Status of School:	Academy
Age range:	7-11
Published Admission Number:	90
No. of pupils on roll Jan 2014:	318
Total No. of Preferences for Sept 2014:	94
No. of 1st Preferences for Sept 2014:	91

Admission Policy for September 2015 (No. of pupils admitted in 2014 shown in brackets)

1. Children in public care from the local area (Looked after Children). Definition: A 'looked after child' or a child who was previously looked after but immediately after being looked after became subject to an adoption, residence, or special guardianship order. A looked after child is a child who is (a) in the care of a local authority, or (b) being provided with accommodation by a local authority in the exercise of their social services functions (see the definition in section 22(1) of the Children Act 1989).
2. Children who already have an older sibling in attendance at the Field Court Junior School. Definition: For the purpose of this admissions policy the term 'sibling' refers to brother or sister, half brother or sister, adopted brother or sister, step brother or sister, or the child of the parent/carer's partner, and in every case, the child must be living in the same family unit at the same address, at the time of application. **(24)**
3. Children who are moving on from the companion school, Field Court Infant School. **(60)**
4. Children with authenticated medical reasons for attending Field Court Junior School. Where it is only Field Court Junior which is able to deal with the specific medical need, supported by a doctor's certificate. **(0)**
5. Proximity of the child's home to the school with those living nearer being accorded the higher priority. Measured from the OS point of the home address of the child as at 15th January in the year the child starts school, to the OS point of the school. For admission purposes this should be measured in straight line from the ordnance survey point of the child's home address to the ordnance survey point of the school. **(6)**

Supplementary Form Required? No.

Finlay Community School

Telephone: 01452 530310

Fax: n/a

Email: admin@finlay.gloucs.sch.uk

Website: www.finlayschool.co.uk

Address: Finlay Road, Gloucester, Gloucestershire GL4 6TR

Headteacher: Miss Naomi Briner

Category of School:	Primary
Status of School:	Foundation
Age range:	4-11
Published Admission Number:	30
No. of pupils on roll Jan 2014:	233
Total No. of Preferences for Sept 2014:	96
No. of 1st Preferences for Sept 2014:	43

Admission Policy for September 2015 (No. of pupils admitted in 2014 shown in brackets)

1. A 'looked after child' or a child who was previously looked after.
2. Children who will have siblings attending the school at the time the applicant child is admitted. **(21)**
3. Children with the strongest geographical claim, measured in a straight line from the ordnance survey address point of the child's home address (including flats) to the ordnance survey address point of the school, using the Local Authority's computerised measuring system, with those living closer to the school receiving the higher priority. **(9)**

Supplementary Form Required? No.

Forest View Primary School

Telephone: 01594 822241

Fax: 01594 822430

Email: admin@forestview.gloucs.sch.uk

Website: www.forestview.ik.org

Address: Latimer Road, Cinderford, Gloucestershire GL14 2QA

Headteacher: Mr B. Lyons

Category of School:	Primary
Status of School:	Academy
Age range:	4-11
Published Admission Number:	45
No. of pupils on roll Jan 2014:	240
Total No. of Preferences for Sept 2014:	65
No. of 1st Preferences for Sept 2014:	35

Admission Policy for September 2015 (No. of pupils admitted in 2014 shown in brackets)

1. Children in Public Care (Looked After Children). Looked after children (LAC) or a child who was previously looked after but

- became subject to an adoption, residence, or special guardianship order immediately afterwards.
2. Children who will have siblings attending the school at the time the applicant child is admitted. **(14)**
 3. Children for whom only one particular school is appropriate due to an exceptional medical condition. Applications under this criterion will only be considered if they are supported by a written statement from the child's doctor, which has to be submitted with the application. This must demonstrate that there is a very specific connection between the medical need and the facilities or resources of the school concerned. **(0)**
 4. Children with the strongest geographical claim, measured in a straight line from the ordnance survey address point of the child's home address (including flats) to the ordnance survey address point of the school, using the Local Authority's computerised measuring system on behalf of Forest View Primary School (admissions authority), with those living closer to the school receiving the higher priority. **(28)**

Where any particular category at points 1-3 above is oversubscribed, criterion 4 (strongest geographical claim based on straight line distance) will be used to determine which child is offered a place.

In the event of a tie between two or more children when applying criterion 4 (strongest geographical claim based on straight line distance) where there are not enough places available to offer all children a place at the school, a process of random allocation will be followed by the school. This will be in the form of a manual process which is overseen by an independent person.

Supplementary Form Required? No.

Foxmoor Primary School

Telephone: 01453 757251

Headteacher: Mrs Nanette Maycock

Fax: 01453 758190

Email: admin@foxmoor.gloucs.sch.uk

Website: www.foxmoorschool.co.uk

Address: Hunters Way, Cashes Green, Stroud, Gloucestershire GL5 2RJ

Category of School:	Primary
Status of School:	Community
Age range:	4-11
Published Admission Number:	37
No. of pupils on roll Jan 2014:	263
Total No. of Preferences for Sept 2014:	96
No. of 1st Preferences for Sept 2014:	43

Admission Policy for September 2015 (No. of pupils admitted in 2014 shown in brackets)

1. Children in Public Care.
2. Siblings. **(14)**
3. Home to school distance (measured in a straight line). **(22)**

Gardners Lane Primary School

Telephone: 01242 515761

Headteacher: Charles Welsh

Fax: 01242 522724

Email: admin@gardnerslane.gloucs.sch.uk

Website: www.gardnerslane.org.uk

Address: Gardners Lane, Swindon Road, Cheltenham, Gloucestershire GL51 9JW

Category of School:	Primary
Status of School:	Trust
Age range:	4-11
Published Admission Number:	45*
No. of pupils on roll Jan 2014:	212
Total No. of Preferences for Sept 2014:	99
No. of 1st Preferences for Sept 2014:	49

*Additional 15 spaces created due to local demand.

Admission Policy for September 2015 (No. of pupils admitted in 2014 shown in brackets)

1. Children in Public Care (Looked After Children).
2. Children who will have siblings attending the school at the time when the younger child is admitted. For the purpose of this admissions policy the term 'sibling' refers to brother or sister, half brother or sister, adopted brother or sister, step

brother or sister, or the child of the parent/carer's partner, and in every case, the child must be living in the same family unit at the same address, at the time of application. **(32)**

- Children who have an authenticated medical reason for attending Gardners Lane School Application under this criterion will only be considered if they are supported by a written statement from the child's doctor. This must demonstrate that there is a very specific connection between the medical need and the facilities or resources of the school. **(0)**
- Children with the strongest geographical claim, measured in a straight line from the ordnance survey address point of the child's home address (including flats) to the ordnance survey address point of the school, using the Local Authority's computerised measuring system, with those living closer to the school receiving the higher priority. **(22)**
- Children for whom Gardners Lane School is not the nearest primary school. **(0)**

If there is insufficient space for all children in any one of the above priorities (1, 2 or 3) then places will be allocated to those with the strongest geographical claim, measured in a direct line.

In the event of a tie between two or more children when applying criterion 4) (strongest geographic claim based on straight line distance) where there are not enough places available to offer all children a place at Gardners Lane a process of random allocation will be followed.

Supplementary Form Required? No.

Gastrells Community Primary School

Telephone: 01453 765959

Headteacher: Mrs Kate Merriman

Fax: 01453 765990

Email: admin@gastrells.gloucs.sch.uk

Website: www.gastrellsprimaryschool.co.uk

Address: Kingscourt Lane, Stroud, Gloucestershire GL5 3PS

Category of School:	Primary
Status of School:	Community
Age range:	4-11
Published Admission Number:	25
No. of pupils on roll Jan 2014:	173
Total No. of Preferences for Sept 2014:	72
No. of 1st Preferences for Sept 2014:	29

Admission Policy for September 2015 (No. of pupils admitted in 2014 shown in brackets)

- Children in Public Care.
- Siblings. **(17)**
- Home to school distance (measured in a straight line). **(8)**

The Federation of Newent Schools (Glebe Infant)

Telephone: 01531 820700

Executive Headteacher: Mrs Lin Griffiths

Fax: 01531 821439

Email: admin@glebe.gloucs.sch.uk

Website: www.glebeandpicklenash.co.uk

Address: Glebe Way, Newent, Gloucestershire GL18 1BL

Category of School:	Infant
Status of School:	Foundation
Age range:	4-7
Published Admission Number:	60
No. of pupils on roll Jan 2014:	115
Total No. of Preferences for Sept 2014:	51
No. of 1st Preferences for Sept 2014:	44

Admission Policy for September 2015 (No. of pupils admitted in 2014 shown in brackets)

- A 'looked after child' or a child who was previously looked after became subject to an adoption, residence, or special guardianship order. A looked after child is a child who is (a) in the care of a local authority, or (b) being provided with accommodation by a local authority in the exercise of their social services functions (see the definition in section 22(1) of the Children Act 1989).
- Children who have a sibling attending the school and who will continue to do so when the younger child is admitted. The definition of a sibling is "a brother or sister, half-brother or sister, adopted brother or sister, step brother or sister, or

the child of the parent's/carer's partner, and in every case, the child must be living in the same family unit at the same address". **(12)**

- Children for whom only this particular school is appropriate due to an exceptional medical condition. Applications under this criterion will only be considered if they are supported by a written statement from a doctor. This must demonstrate that there is a very specific connection between the medical need and this school. **(0)**
- Proximity of the child's home to the school, distances measured from the child's home to the school by a straight line measured from the Ordnance Survey address point of the child's home address(including flats) to the Ordnance survey point of the school, using the Local Authority computerised measuring system. **(32)**

In the event of a tie-break where any particular category at points 1. – 4. is oversubscribed, criterion e) (strongest geographical claim based on straight line distance) will be used to determine which child will be offered a place. In the event of a tie between two or more children when applying criterion e) (strongest geographical claim based on straight line distance) where there are not enough places available to offer all children a place at the school, a process of random allocation will be followed by the Governing Body. Witnessed by an independent person.

Supplementary Form Required? No.

Glenfall Community Primary School

Telephone: 01242 234055

Headteacher: Mr Anthony Mitchell

Fax: 01242 243826

Email: admin@glenfall.gloucs.sch.uk

Website: www.glenfall.gloucs.sch.uk

Address: Glenfall Way, Charlton Kings, Cheltenham, Gloucestershire GL52 6XZ

Category of School:	Primary
Status of School:	Community
Age range:	4-11
Published Admission Number:	30
No. of pupils on roll Jan 2014:	198
Total No. of Preferences for Sept 2014:	103
No. of 1st Preferences for Sept 2014:	14

Admission Policy for September 2015 (No. of pupils admitted in 2014 shown in brackets)

- Children in Public Care.
- Siblings. **(6)**
- Home to school distance (measured in a straight line). **(21)**

Gloucester Road Primary School

Telephone: 01242 512792

Headteacher: Mrs Gail Fletcher

Fax: 01242 572399

w.e.f. 01.09.2014

Email: admin@gloucesterroad.gloucs.sch.uk

Website: www.gloucesterroadprimary.co.uk

Address: Gloucester Road, Cheltenham, Gloucestershire GL51 8PB

Category of School:	Primary
Status of School:	Community
Age range:	4-11
Published Admission Number:	25*
No. of pupils on roll Jan 2014:	132
Total No. of Preferences for Sept 2014:	67
No. of 1st Preferences for Sept 2014:	22

*PAN increase from 15 to 25 for September, 2015. For September, 2014 school allocated an additional 15 children due to local demand.

Admission Policy for September 2015 (No. of pupils admitted in 2014 shown in brackets)

- Children in Public Care.
- Siblings. **(11)**
- Home to school distance (measured in a straight line). **(19)**

Gotherington Primary Academy

Telephone: 01242 675454

Headteacher: Mr Ben Jordan

Fax: n/a

Email: schooloffice@gotherington.gloucs.sch.uk

Website: www.gotherington.gloucs.sch.uk

Address: The Lawns, Gotherington, Cheltenham, Gloucestershire GL52 9QT

Category of School:	Primary
Status of School:	Academy
Age range:	4-11
Published Admission Number:	30
No. of pupils on roll Jan 2014:	210
Total No. of Preferences for Sept 2014:	140
No. of 1st Preferences for Sept 2014:	48

Admission Policy for September 2015 (No. of pupils admitted in 2014 shown in brackets)

1. Children in Public Care (Looked After Children).* See LAC definition below.
2. Children who will have siblings attending the school at the time the applicant child is admitted. See Siblings definition below. **(14)**
3. Children living within the local authority parishes of Gotherington, Woolstone and Oxenton. **(new criteria for 2015)**
4. Children with the strongest geographical claim, measured in a straight line from the Ordnance Survey address point of the child's home address (including flats) to the Ordnance Survey address point of the school, using the Local Authority's computerised measuring system, with those living closer to the school receiving the higher priority. **(16)**

In the event of over subscription in any of the above criterion, places will be allocated to children with the strongest geographical claim, measured in a straight line from the Ordnance Survey address point of the child's home address (including flats) to the Ordnance Survey point of the school, using the Local Authority's computerised measuring system, with those living closer to the school receiving the higher priority.

In the event of a tie between two or more children when applying criterion 4 (strongest geographical claim based on straight line distance) where there are not enough places available to offer all children a place at the school, a process of random allocation will be followed by the school, overseen by an independent person. Where twins or children from multiple births are part of a random allocation process they will be considered as one applicant if the number of available places allows.

Supplementary Form Required? No.

Grange Primary School

Telephone: 01452 524050

Headteacher: Mrs Beth Williams

Fax: 01452 386576

Email: admin@grange.gloucs.sch.uk

Website: www.grangeprimary.co.uk

Address: Holmleigh Road, Tuffley, Gloucester, Gloucestershire GL4 0RW

Category of School:	Primary
Status of School:	Foundation School with a co-operative Trust
Age range:	4-11
Published Admission Number:	45
No. of pupils on roll Jan 2014:	311
Total No. of Preferences for Sept 2014:	79
No. of 1st Preferences for Sept 2014:	47

Admission Policy for September 2015 (No. of pupils admitted in 2014 shown in brackets)

1. A 'looked after child' or a child who was previously looked after but immediately after being looked after became subject to an adoption, residence, or special guardianship order.
2. Children who will have siblings attending the school at the time the applicant child is admitted. **(22)**
3. Children with the strongest geographical claim, measured in a straight line from the Ordnance Survey address point of the child's home address (including flats) to the Ordnance Survey address point of the school, using the Local Authority's computerised measuring system, with those living closer to the school receiving the higher priority. **(22)**

Where any particular category at points 1-2 above is oversubscribed, criterion 3 (strongest geographical claim based on straight line distance) will be used to determine which child is offered a place.

In the event of a tie between two or more children when applying criterion 3 (strongest geographical claim based on straight line distance) where there are not enough places available to offer all children a place at the school, a process of random allocation will be followed by the School. This will be in the form of a manual process which is overseen by an independent person. Where twins or children from multiple births are part of a random allocation process they will be considered as one applicant.

Supplementary Form Required? No.

Grangefield Primary School

Telephone: 01242 671003

Headteacher: Mrs Karen Lewis

Fax: 01242 671003

Email: admin@grangefield.gloucs.sch.uk

Website: www.grangefield.gloucs.sch.uk

Address: Voxwell Lane, Bishops Cleeve, Cheltenham, Gloucestershire GL52 8GL

Category of School:	Primary
Status of School:	Community
Age range:	4-11
Published Admission Number:	30
No. of pupils on roll Jan 2014:	213
Total No. of Preferences for Sept 2014:	153
No. of 1st Preferences for Sept 2014:	37

Admission Policy for September 2015 (No. of pupils admitted in 2014 shown in brackets)

1. Children in Public Care.
2. Siblings. **(11)**
3. Home to school distance (measured in a straight line). **(19)**

Greatfield Park Primary School

Telephone: 01242 523301

Headteacher: Nikki Hill

Fax: 01242 523301

Email: admin@greatfieldpark.gloucs.sch.uk

Website: www.greatfieldparkschool.com

Address: Hulbert Crescent, Up Hatherley, Cheltenham, Gloucestershire GL51 3FZ

Category of School:	Primary
Status of School:	Community (pending conversion to Academy)
Age range:	4-11
Published Admission Number:	30
No. of pupils on roll Jan 2014:	208
Total No. of Preferences for Sept 2014:	144
No. of 1st Preferences for Sept 2014:	33

Admission Policy for September 2015 (No. of pupils admitted in 2014 shown in brackets)

1. Children in Public Care.
2. Siblings. **(13)**
3. Home to school distance (measured in a straight line). **(17)**

Great Rissington Primary School

Telephone: 01451 820857

Headteacher: Mrs Elizabeth Bannister

Fax: n/a

Email: admin@greatrissington.gloucs.sch.uk

Website: www.greatrissington.webs.com

Address: Great Rissington, Cheltenham, Gloucestershire GL54 2LP

Category of School:	Primary
Status of School:	Community
Age range:	4-11
Published Admission Number:	24*

No. of pupils on roll Jan 2014:	104
Total No. of Preferences for Sept 2014:	39
No. of 1st Preferences for Sept 2014:	21

* PAN increase from 14 to 24 for September, 2015. For September, 2014 an additional 4 children allocated due to local demand.

Admission Policy for September 2015 (No. of pupils admitted in 2014 shown in brackets)

1. Children in Public Care.
2. Siblings. **(5)**
3. Home to school distance (measured in a straight line). **(13)**

Gretton Primary Academy

Telephone: 01242 602679

Fax: 01242 602679

Email: admin@gretton.gloucs.sch.uk

Website: www.gretton.gloucs.sch.uk

Address: Gretton, Cheltenham, Gloucestershire GL54 5EY

Co-Headteachers: Mrs C Cuthbertson & Mrs J Kelly

Category of School:	Primary
Status of School:	Academy
Age range:	4-11
Published Admission Number:	12
No. of pupils on roll Jan 2014:	107
Total No. of Preferences for Sept 2014:	58
No. of 1st Preferences for Sept 2014:	9

Admission Policy for September 2015 (No. of pupils admitted in 2014 shown in brackets)

1. Children in Public Care – ‘Looked After Children’ and Adopted Children previously looked after/in care.
2. Children who will have siblings attending the school at the time the applicant child is admitted. (Sibling refers to brother or sister, half brother or sister, adopted brother or sister, step brother or sister, or the child of the parent/carer’s partner). In every case, the child must be living in the same family unit at the same address.) **(<5)**
3. Children with the strongest geographical claim, measured in a straight line from the ordnance survey point of the child’s home address (including flats) to a central point of the school, using the local authority’s computerised measuring system, with those living close to the school receiving the higher priority. **(9)**

Where any particular category at points 1 – 2 above is oversubscribed, criterion 3 (strongest geographical claim based on straight line distance) will be used to determine which child is offered a place.

In the event of a tie between two or more children when applying criterion 3 (strongest geographical claim based on straight line distance) where there are not enough places available to offer all children a place at the school, a process of random allocation will be followed by the school as its own Admissions Authority. This will be in the form of a manual process which is overseen by an independent party. Where twins or children from multiple births are part of a random allocation process, they will be considered as one applicant.

Supplementary Form Required? No.

Hardwicke Parochial Primary School

Telephone: 01452 720538

Fax: 01452 883139

Email: admin@hardwicke.gloucs.sch.uk

Website: www.hardwicke.ik.org

Address: Poplar Way, Hardwicke, Gloucester, Gloucestershire GL2 4QG

Headteacher: Mr Martin Bragg

Category of School:	Primary
Status of School:	Voluntary Aided (pending conversion to academy)
Age range:	4-11
Published Admission Number:	60
No. of pupils on roll Jan 2014:	415
Total No. of Preferences for Sept 2014:	149
No. of 1st Preferences for Sept 2014:	55

Admission Policy for September 2015 (No. of pupils admitted in 2014 shown in brackets)

1. Children in public care (looked after children) This category also includes Adopted Children who were previously looked after/ in care.
2. Children of families who live in the ecclesiastical parish of Hardwicke (a map of the ecclesiastical parish may be inspected at school) and whose parents have active connections* with St. Nicholas Church, Hardwicke. (8)
3. Children of families whose parents have active connections* with St Nicholas Church, Hardwicke but who live outside the ecclesiastical parish of Hardwicke. (0)
4. Children who have an older sibling attending Hardwicke School and who will continue to do so when the younger child is admitted. A sibling is defined as a brother or sister, half brother or sister, adopted brother or sister, step brother or sister, or the child of the parent/carer's partner, and in every case, the child must be living in the same family unit at the same address. (31)
5. Children of families who live in the ecclesiastical parish of Hardwicke whose parents have active connections* with other local Christian churches belonging to Churches Together in Britain & Ireland. (0)
6. Children of families who live in the ecclesiastical parish of Hardwicke and live closest to Hardwicke School. The strongest geographical claim will be measured in a straight line from the ordnance survey address point of the child's home address to the ordnance survey address point of the school, using the Local Authority's computerised measuring system, with those living closer to the school receiving the higher priority. (21)
7. Children for whom only this particular school is appropriate due to an exceptional medical condition. Applications under this criterion will only be considered if they are supported by a written statement from a doctor. This must demonstrate that there is a very specific connection between the medical need and the facilities/ resources of this school. (0)
8. Children of families living outside the ecclesiastical parish of Hardwicke whose parents have active connections* with another church belonging to Churches Together in Britain & Ireland.
9. Children of families who live outside the ecclesiastical parish of Hardwicke and live closest to Hardwicke school, as in criterion 6. (0)

*Active connections mean being on the electoral or membership roll of the church.

In the event of over-subscription in any of the above criteria, places will be allocated to children with the strongest geographical claim, measured in a straight line from the ordnance survey address point of the child's home address to the ordnance survey address point of the school, using the Local Authority's computerised measuring system, with those living closer to the school receiving the higher priority.

In the event of a tie between two or more children when applying the strongest geographical claim based on straight line distance where there are not enough places available to offer all children a place at the school, a process of random allocation will be followed by the Governing Body which will also be overseen by an independent person.

Parents are encouraged to inform the school at the earliest opportunity of any information relating to the above criteria, which will help the school prioritise admission places in the case of over-subscription. To assist this process the school request that all parents complete the additional school admission form and return this directly to the school. This will need to be received by the school by the end of February each year.

Supplementary Form Required? Yes. Available from the school office. To be returned to the school office by 1st February 2015.

Haresfield C of E Primary School

Telephone: 01452 720303

Fax: 01452 720303

Email: admin@haresfield.gloucs.sch.uk

Website: www.haresfieldschool.co.uk

Address: Haresfield, Stonehouse, Gloucestershire GL10 3EF

Headteacher: Mrs Rachel Bacon

Category of School:

Primary

Status of School:

Voluntary Controlled

Age range:

4-11

Published Admission Number:

15

No. of pupils on roll Jan 2014:

101

Total No. of Preferences for Sept 2014:

38

No. of 1st Preferences for Sept 2014:

15

Admission Policy for September 2015 (No. of pupils admitted in 2014 shown in brackets)

1. Children in Public Care.
2. Siblings. (9)
3. Home to school distance (measured in a straight line). (6)

Harewood Infant School

Telephone: 01452 526889

Fax: 01452 411731

Email: admin@harewood-inf.gloucs.sch.uk

Website: www.harewood-inf.gloucs.sch.uk

Address: Harewood Close, Tuffley, Gloucester, Gloucestershire GL4 0SS

Headteacher: Mrs Karen Howard

Category of School:	Infant
Status of School:	Community
Age range:	4-7
Published Admission Number:	75
No. of pupils on roll Jan 2014:	224
Total No. of Preferences for Sept 2014:	129
No. of 1st Preferences for Sept 2014:	72

Admission Policy for September 2015 (No. of pupils admitted in 2014 shown in brackets)

1. Children in Public Care.
2. Siblings. **(33)**
3. Home to school distance (measured in a straight line). **(42)**

Harewood Junior School

Telephone: 01452 525364

Fax: 01452 387312

Email: admin@harewoodjunior.co.uk

Website: www.harewoodjunior.co.uk

Address: Harewood Close, Tuffley, Gloucester, Gloucestershire GL4 0SS

Headteacher: Mrs Andrea Mills

Category of School:	Junior
Status of School:	Foundation
Age range:	7-11
Published Admission Number:	75
No. of pupils on roll Jan 2014:	298
Total No. of Preferences for Sept 2014:	79
No. of 1st Preferences for Sept 2014:	75

Admission Policy for September 2015 (No. of pupils admitted in 2014 shown in brackets)

1. Children in Public Care (Looked After Children), or children who were previously looked after but immediately after being looked after became subject to an adoption, residence, or special guardianship order.
2. Pupils attending Harewood Infant School. **(74)**
3. Children who will have siblings attending the school at the time the applicant child is admitted. **(0)**
4. Children who will have siblings attending Harewood Infant School at the time the applicant child is admitted. **(0)**
5. Children for whom only one particular school is appropriate due to an exceptional medical condition. Applications under this criterion will only be considered if they are supported by a written statement from the child's doctor, which has to be submitted with the application. This must demonstrate that there is a very specific connection between the medical need and the facilities or resources of the school concerned. **(0)**
6. Children with the strongest geographical claim, measured in a straight line from the Ordnance Survey address point of the child's home address (including flats) to the Ordnance Survey address point of the school, using the Local Authority's computerised measuring system, with those living closer to the school receiving the higher priority. **(1)**

Where any particular category at points 1-5 above is oversubscribed, criterion 6 (strongest geographical claim based on straight line distance) will be used to determine which child is offered a place.

In the event of a tie between two or more children when applying criterion 6 (strongest geographical claim based on straight line distance) where there are not enough places available to offer all children a place at the school, a process of random allocation will be followed by the governors of Harewood Junior School. Where twins or children from multiple births are part of a random allocation process they will be considered as one applicant if the number of available places allows.

Sibling Definition

Sibling refers to brother or sister, half brother or sister, adopted brother or sister, step brother or sister, or the child of the parent/carer's partner, and in every case, the child must be living in the same family unit at the same address, at the time of application.

Supplementary Form Required? No.

Hartpury C of E Primary School

Telephone: 01452 700446

Fax: n/a

Email: admin@hartpury.gloucs.sch.uk

Website: www.hartpury.org.uk

Address: Over Old Road, Hartpury, Gloucestershire GL19 3BJ

Headteacher: Mr Tony Larnar

Category of School:	Primary
Status of School:	Voluntary Controlled
Age range:	4-11
Published Admission Number:	15
No. of pupils on roll Jan 2014:	92
Total No. of Preferences for Sept 2014:	25
No. of 1st Preferences for Sept 2014:	13

Admission Policy for September 2015 (No. of pupils admitted in 2014 shown in brackets)

1. Children in Public Care.
2. Siblings. **(5)**
3. Home to school distance (measured in a straight line). **(10)**

Hatherley Infant School

Telephone: 01452 522027

Fax: 01452 307600

Email: admin@hatherley-inf.gloucs.sch.uk

Website: www.hatherley-inf.gloucs.sch.uk

Address: Hatherley Road, Gloucester, Gloucestershire GL1 4PW

Headteacher: Mrs J Gardener

Category of School:	Infant
Status of School:	Community
Age range:	4-7
Published Admission Number:	60
No. of pupils on roll Jan 2014:	176
Total No. of Preferences for Sept 2014:	138
No. of 1st Preferences for Sept 2014:	57

Admission Policy for September 2015 (No. of pupils admitted in 2014 shown in brackets)

1. Children in Public Care.
2. Siblings. **(14)**
3. Home to school distance (measured in a straight line). **(51)**

Hatherop C of E Primary School

Telephone: 01285 750318

Fax: 01285 750318

Email: admin@hatherop.gloucs.sch.uk

Website: www.hatherop.gloucs.sch.uk

Address: Hatherop, Cirencester, Gloucestershire GL7 3NA

Headteacher: Mr Samuel Bartholomew

Category of School:	Primary
Status of School:	Voluntary Controlled
Age range:	4-11
Published Admission Number:	12
No. of pupils on roll Jan 2014:	88
Total No. of Preferences for Sept 2014:	31
No. of 1st Preferences for Sept 2014:	7

Admission Policy for September 2015 (No. of pupils admitted in 2014 shown in brackets)

1. Children in Public Care.
2. Siblings. **(<5)**
3. Home to school distance (measured in a straight line). **(5)**

Hempsted C of E Primary School

Telephone: 01452 523567

Co-Headteacher: Mrs Sarah Smith / Mr Richard Waller

Fax: 01452 411870

Email: admin@hempsted.gloucs.sch.uk

Website: www.hempsted.gloucs.sch.uk

Address: St. Swithun's Road, Hempsted, Gloucester, Gloucestershire GL2 5LH

Category of School:	Primary
Status of School:	Voluntary Controlled
Age range:	4-11
Published Admission Number:	30
No. of pupils on roll Jan 2014:	211
Total No. of Preferences for Sept 2014:	95
No. of 1st Preferences for Sept 2014:	45

Admission Policy for September 2015 (No. of pupils admitted in 2014 shown in brackets)

1. Children in Public Care.
2. Siblings. **(15)**
3. Home to school distance (measured in a straight line). **(15)**

Heron Primary School

Telephone: 01452 415105

Headteacher: Mr John Coles

Fax: 01452 415115

Email: admin@heron.gloucs.sch.uk

Website: www.heronprimaryschool.co.uk

Address: Heron Way, Abbeydale, Gloucester, Gloucestershire GL4 4BN

Category of School:	Primary
Status of School:	Foundation
Age range:	4-11
Published Admission Number:	60
No. of pupils on roll Jan 2014:	418
Total No. of Preferences for Sept 2014:	257
No. of 1st Preferences for Sept 2014:	91

Admission Policy for September 2015 (No. of pupils admitted in 2014 shown in brackets)

1. A 'looked after child' or a child who was previously looked after.
2. Children who have a sibling attending the school at the time the applicant is admitted. We define siblings as a brother or sister, half-brother or sister, adopted brother or sister, step brother or sister, or the child of the parent's/carer's partner, and in every case, the child must be living in the same family unit at the same address, at the time of allocation. **(19)**
3. Children with the strongest geographical claim, measured in a straight line from the Ordnance Survey address point of the child's home address (including flats) to the Ordnance Survey address point of the school, using the Local Authority's computerised measuring system, with those living closer to the school receiving the higher priority. **(39)**

In the event of oversubscription in either criterion 1 or 2 above, criterion 3 (the strongest geographical claim based on straight line distance) will be used to determine which child is offered a place, with the child living closer to the school receiving the higher priority.

In the event of a tie between two or more children when applying criterion 3 (strongest geographical claim based on a straight line distance), where there are not enough places available to offer all children a place at the school, a process of random allocation will be followed by the school as its own Admissions Authority. This will be in the form of a manual process which is overseen by the Local Authority as an independent party. Where twins or children from multiple births are part of a random allocation process, they will be considered as one applicant.

Supplementary Form Required? No.

Hesters Way Primary School

Telephone: 01242 525616

Headteacher: Mr Graeme Davidson

Fax: n/a

Email: admin@hestersway.gloucs.sch.uk

Website: www.hesterswayprimaryschool.gloucs.sch.uk

Address: Dill Avenue, Cheltenham, Gloucestershire GL51 0ES

Category of School:	Primary
Status of School:	Community
Age range:	4-11
Published Admission Number:	30
No. of pupils on roll Jan 2014:	178
Total No. of Preferences for Sept 2014:	73
No. of 1st Preferences for Sept 2014:	33

Admission Policy for September 2015 (No. of pupils admitted in 2014 shown in brackets)

1. Children in Public Care.
2. Siblings. **(14)**
3. Home to school distance (measured in a straight line). **(16)**

Highnam C of E Primary Academy

Telephone: 01452 525872

Fax: n/a

Email: admin@highnam.gloucs.sch.uk

Website: www.highnam.gloucs.sch.uk

Address: Wetherleigh Drive, Highnam, Gloucester, Gloucestershire GL2 8LW

Headteacher: Mr Stephen Dean

w.e.f. 01.09.2014

Category of School:	Primary
Status of School:	Academy
Age range:	4-11
Published Admission Number:	30
No. of pupils on roll Jan 2014:	194
Total No. of Preferences for Sept 2014:	53
No. of 1st Preferences for Sept 2014:	22

Admission Policy for September 2015 (No. of pupils admitted in 2014 shown in brackets)

1. Looked after (LA) children or those previously LA but immediately after being LA became subject to an adoption, residence, or special guardianship order.
2. Children who have a sibling who will be attending Highnam C. of E. Primary Academy at the time of reception admission (i.e. a brother or sister, half brother or sister, adopted brother or sister, step brother or sister, or the child of a parent/carer's partner). Note: The older child must be continuing to attend the school when the younger child is admitted and in every case the child must be living in the same family unit at the same address. **(10)**
3. Children with an authenticated medical reason for attending the school. Note: Children for whom only this particular school is appropriate due to an exceptional medical condition. Applications will only be considered if supported by a written statement from the applicant's doctor which must demonstrate that there is a very specific connection between the medical need and the facilities or resources of the school. The final decision to accept a child under this category will be made by the Governing Body through consultation with relevant professionals where necessary. **(0)**
4. Children with the strongest geographical claim in the year in which the child is to start school on the closing date for applications. **(13)**

Note: The distance will be measured in a straight line from the ordinance survey point of the child's home address (including flats) to the ordinance survey point of the school. Those living the closest will receive the higher priority.

Special notes

Where any particular category at points 1-3 above is oversubscribed, criterion 4 (the strongest geographical claim based on straight line distance) will be used to determine which child is offered a place.

In the event of a tie between two or more children, when applying criterion 4, the strongest geographical claim will be measured in a straight line from the ordinance survey point from the child's home address (including flats) to the ordinance survey address point of the school using the Local Authority's computerised measuring system with those living closer to the school receiving the higher priority.

Where there are not enough places available to offer all children a place at the school, a process of random allocation will be followed by the Governing Body. This process will be overseen by an independent person.

Supplementary Form Required? No.

Hillesley C of E Primary School

Telephone: 01453 843551

Fax: 01453 843551

Email: admin@hillesley.gloucs.sch.uk

Website: www.hillesleyprimary.com

Address: Kilcot Road, Hillesley, Wotton-under-Edge, Gloucestershire GL12 7RH

Headteacher: Mr Howard Prestage

Acting Head Mrs Jayne Pedley

Category of School:	Primary
Status of School:	Voluntary Aided
Age range:	4-11
Published Admission Number:	8
No. of pupils on roll Jan 2014:	36
Total No. of Preferences for Sept 2014:	12
No. of 1st Preferences for Sept 2014:	5

Admission Policy for September 2015 (No. of pupils admitted in 2014 shown in brackets)

1. Children in public care (looked after children).
2. A child who lives in the historical Parish of Hillesley, Tresham and Alderley (map available in school). Distance will be measured in a straight line from the Ordinance Survey Address Point of the child's home address, (including flats) to a central point of the school, using the Local Authority's computerised measuring system, with those living closer to school receiving the higher priority. **(see school for figures)**
3. A child who has a sibling who will be attending the school at the time of admission. A sibling refers to a brother or sister, adopted brother or sister, half brother or sister, step brother or sister or the child of the parent/carer's partner. In every case the child should be living in the same family unit at the same address. **(see school for figures)**
4. A child whose parents/guardians specifically request a Christian education. **(see school for figures)**
5. A child who has particular authenticated medical reasons appertaining to the school. The school will need to be provided with medical evidence from a doctor that explains why Hillesley Primary is the only school that can meet the child's medical condition. The written statement from the doctor must demonstrate that there is a very specific connection between the medical need and the facilities or resources of the school. **(see school for figures)**
6. As Hillesley is a voluntary aided school the Governing Body will decide if the child can be offered a place. Social needs, such as a child wanting to attend the same school as friends, or attend a school near to where relatives live are not to be considered as medical needs. **(see school for figures)**

In the event of over subscription in the above criteria, places will be allocated by closest proximity to the school, measured in a straight line from the school's Ordinance Survey Address Point, as the route dictates.

In the very unlikely event of a tie-break in the event that two or more children have the same distance measurement, and equally meet the criteria described in no 4, (*i.e. In the event of a tie between two or more children when applying the above tie-break*) where there are not enough places available to offer all children a place at the school, a lottery will be held by the Governing Body to allocate the remaining places.

Supplementary Form Required? Yes. Available from the school. To be returned to the school by 15th January 2015.

Hillview Primary School

Telephone: 01452 616846

Fax: 01452 619326

Email: admin@hillview.gloucs.sch.uk

Website: www.hillviewprimary.org.uk

Address: Hillview Road, Hucclecote, Gloucester, Gloucestershire GL3 3LH

Headteacher: Mrs Rebecca Curtis

Category of School:	Primary
Status of School:	Community
Age range:	4-11
Published Admission Number:	30
No. of pupils on roll Jan 2014:	213
Total No. of Preferences for Sept 2014:	125
No. of 1st Preferences for Sept 2014:	34

Admission Policy for September 2015 (No. of pupils admitted in 2014 shown in brackets)

1. Children in Public Care.
2. Siblings. **(6)**
3. Home to school distance (measured in a straight line). **(24)**

Holy Apostles C of E Primary School

Telephone: 01242 526858

Headteacher: Mr D G Davies

Fax: 01242 230128

Email: admin@holypostles.gloucs.sch.uk

Website: www.holypostles.gloucs.sch.uk

Address: Battledown Approach, Charlton Kings, Cheltenham, Gloucestershire GL52 6QZ

Category of School:	Primary
Status of School:	Voluntary Aided
Age range:	4-11
Published Admission Number:	30
No. of pupils on roll Jan 2014:	210
Total No. of Preferences for Sept 2014:	170
No. of 1st Preferences for Sept 2014:	52

Admission Policy for September 2015 (No. of pupils admitted in 2014 shown in brackets)

1. Children in Public Care - Looked After Children or children who were previously looked after but immediately after being looked after became subject to an adoption, residence or special guardianship order.
2. Children who have a sibling attending the school and who will continue to do so when the younger child is admitted. For the purpose of the admission policy, sibling refers to brother or sister, half brother or sister, adopted brother or sister, step brother or sister, or the child of the parent/carer's partner, and in every case, the child must be living in the same family unit at the same address. **(15)**
3. Children of whom at least one parent regularly attends Holy Apostles' Church. *(Please see note below.)* **(7)**
4. Children whose permanent home** lies within the ecclesiastical parish of Holy Apostles' and of whom at least one parent regularly attends one of the churches belonging to Churches Together in England. A map of the parish may be viewed in the school office or in the parish office. *(Please see note below.)* **(0)**

Please note: in 3 and 4, the application for a place must be supported by a letter from their minister confirming the parents' Christian commitment and regular attendance, i.e. at least once a month, for a minimum of a year, before the closing date for application. (Where a family has moved within the previous year, full supporting evidence will be required from the previous church the family regularly attended, as well as a letter from the local church). This letter must be received directly by the school by 31st January in the year in which the child is due to start school

5. Children for whom only this particular school is appropriate owing to an exceptional medical condition. Applications under this criterion will only be considered if they are supported by a written statement from a medical doctor. This must demonstrate that there is a very specific connection between the medical needs and the school. **(0)**
6. Children with the strongest geographical claim, measured in a straight line from the Ordinance Survey Address Point of the child's home address (including flats) to the Ordinance Survey Address Point of the school, using the Local Authority's computerised measuring system, with those living closer to the school receiving the higher priority. **(8)**

Please note: where any particular category at points 1-5 is oversubscribed, criterion 6 (strongest geographical claim based on straight line distance) will be used to determine which child will be offered a place. In the event of a tie between two or more children when applying criterion 6 where there are not enough places available to offer all children a place at the school, a process of random allocation will be carried out by an independent person.

Notes:

** Reference to 'permanent home' means the permanent home at 15th January in the year in which the child is due to start school.

Supplementary Form Required? See criteria above.

Holy Trinity C of E Primary School

Telephone: 01242 515778

Headteacher: Mrs Alison Tugwell & Mrs Sally McMurray

Fax: 01242 515778

Email: admin@holyltrinity.gloucs.sch.uk

Website: www.holyltrinity.gloucs.sch.uk

Address: Jersey Street, Cheltenham, Gloucestershire GL52 2JP

Category of School:	Primary
Status of School:	Voluntary Controlled
Age range:	4-11
Published Admission Number:	30
No. of pupils on roll Jan 2014:	203
Total No. of Preferences for Sept 2014:	145
No. of 1st Preferences for Sept 2014:	26

Admission Policy for September 2015 (No. of pupils admitted in 2014 shown in brackets)

1. Children in Public Care.
2. Siblings. **(11)**
3. Home to school distance (measured in a straight line). **(18)**

Hope Brook C of E Primary School

Telephone: 01452 830558

Headteacher: Mrs Stephanie Severn

Fax: 01452 831139

Email: admin@hopebrook.gloucs.sch.uk

Website: www.hopebrook.co.uk

Address: Church Road, Longhope, Gloucestershire GL17 0LL

Category of School:	Primary
Status of School:	Voluntary Controlled
Age range:	4-11
Published Admission Number:	17
No. of pupils on roll Jan 2014:	114
Total No. of Preferences for Sept 2014:	37
No. of 1st Preferences for Sept 2014:	14

Admission Policy for September 2015 (No. of pupils admitted in 2014 shown in brackets)

1. Children in Public Care.
2. Siblings. **(5)**
3. Home to school distance (measured in a straight line). **(12)**

Horsley C of E Primary School

Telephone: 01453 833625

Headteacher: Miss Lisa Brind

Fax: 01453 833625

Email: admin@horsley.gloucs.sch.uk

Website: www.horsleyprimary.org.uk

Address: The Street, Horsley, Gloucestershire GL6 0PU

Category of School:	Primary
Status of School:	Voluntary Aided
Age range:	4-11
Published Admission Number:	15
No. of pupils on roll Jan 2014:	104
Total No. of Preferences for Sept 2014:	32
No. of 1st Preferences for Sept 2014:	12

Admission Policy for September 2015 (No. of pupils admitted in 2014 shown in brackets)

1. Children in care (looked after children), or pupils with special educational needs where the school is named in their statement.
2. Children who have a sibling already attending the school at the time when the younger child is admitted. For the purpose of this admissions policy the term 'sibling' refers to brother or sister, step brother or sister, or the child of the parent/carer's partner, and in every case, the child must be living in the same family unit at the same address, at the time of application. **(see school for figures)**
3. Children who live in the ecclesiastical parish of Horsley** and whose parents are regular members of St Martin's Church, Horsley (as confirmed by the priest). **(see school for figures)**
4. Children who live in the ecclesiastical parish of Horsley and belong to another Christian denomination (as confirmed by the relevant priest). **(see school for figures)**
5. Children who live in the ecclesiastical parish of Horsley. **(see school for figures)**
6. Children who live in a neighbouring parish and whose parents are regular members of St Martin's Church (as defined in 3.). **(see school for figures)**
7. Children for whom this is the nearest church school by the shortest available pedestrian route. **(see school for figures)**

In the event of a tie-break becoming necessary, geographical proximity to the school in the light of item 7 will be the deciding factor. Ease of access to the school or other schools will be taken into consideration.

**A map of the ecclesiastical parish is available in the school office.

Supplementary Form Required? No.

Huntley C of E Primary School

Telephone: 01452 830510

Headteacher: Mrs M Owen

Fax: 01452 830510

Email: admin@huntley.gloucs.sch.uk

Website: www.huntleyprimary.ik.org

Address: Ross Road, Huntley, Gloucester, Gloucestershire GL19 3EX

Category of School:	Primary
Status of School:	Voluntary Aided
Age range:	4-11
Published Admission Number:	12
No. of pupils on roll Jan 2014:	91
Total No. of Preferences for Sept 2014:	26
No. of 1st Preferences for Sept 2014:	11

Admission Policy for September 2015 (No. of pupils admitted in 2014 shown in brackets)

1. Children in Public Care – Looked After Children, the code now states that the highest priority for admission must be given to looked after children' or children who was previously looked after but immediately after being looked after became subject to an adoption, residence, or special guardianship order.
2. Children who live within the Church of England Parish Boundary of Huntley with May Hill. A map may be inspected at the school. **(see school for figures)**
3. Children who will have a sibling attending Huntley School and who will continue to do so when the younger child is admitted. (Siblings are defined as a brother or sister, half-brother or sister, adopted brother or sister, step brother or sister, or the child of the parent's/carer's partner, and in every case, the child must be living in the same family unit at the same address.) **(see school for figures)**
4. Children living outside the parish boundary whose parents want specifically a church school and can demonstrate active participation in Christian worship e.g. attended the principal act of worship on a Sunday at least once a month on average during the two years prior to consideration of the application. Send in the form of a letter from a minister who is a member of Churches Together in England to the Chair of Governors, Huntley C of E Primary School, Ross Road, Huntley, Gloucestershire GL19 3EX by 15 January 2015. **(see school for figures)**
5. Children for whom only this particular school is appropriate due to an exceptional medical condition. Applications under this criterion will only be considered if they are supported by a written statement from the child's doctor. This must demonstrate that there is a very specific connection between the medical need and the facilities or resources of this school. **(see school for figures)**
6. Children with the strongest geographical claim, measured in a straight line from the ordnance survey address point of the child's home address (including flats) to the ordnance survey address point of the school, using the Local Authority's computerised measuring system, with those living closer to the school receiving the higher priority. **(see school for figures)**

Supplementary Form Required? No.

New School at Hunts Grove, Hardwicke

There are plans for a new school currently being developed. The plan is to start a phased opening in temporary accommodation at a site to be decided from September 2015. The new school will then move into the new buildings from the 2016/2017 academic year. The new school will be an academy and a process to select a sponsor is currently underway. Further information will be made available on the Gloucestershire County Council website as work on the school progresses.

Innsworth Infant School

Telephone: 01452 730780

Headteacher: Mrs Alison Crooks

Fax: n/a

Email: admin@innsworthinfant.gloucs.sch.uk

Website: www.innsworthinfants.ik.org

Address: Luke Lane, Innsworth, Gloucester, Gloucestershire GL3 1HJ

Category of School:	Infant
Status of School:	Community
Age range:	4-7
Published Admission Number:	50

No. of pupils on roll Jan 2014:	128
Total No. of Preferences for Sept 2014:	74
No. of 1st Preferences for Sept 2014:	39

Admission Policy for September 2015 (No. of pupils admitted in 2014 shown in brackets)

1. Children in Public Care.
2. Siblings. **(11)**
3. Home to school distance (measured in a straight line). **(29)**

Innsworth Junior School

Telephone: 01452 730377

Fax: 01452 730377

Email: office@innsworth-jun.gloucs.sch.uk

Website: www.innsworthjunior.org.uk

Address: Rookery Road, Innsworth, Gloucester, Gloucestershire GL3 1AX

Headteacher: Mrs Lisa Jones

w.e.f. 01.09.2014

Category of School:	Junior
Status of School:	Community
Age range:	7-11
Published Admission Number:	50
No. of pupils on roll Jan 2014:	149
Total No. of Preferences for Sept 2014:	49
No. of 1st Preferences for Sept 2014:	40

Admission Policy for September 2015 (No. of pupils admitted in 2014 shown in brackets)

1. Children in Public Care.
2. Children attending the companion infant school. **(38)**
3. Siblings attending the junior school. **(0)**
4. Siblings attending the infant school. **(0)**
5. Home to school distances (measured in straight line). **(<5)**

Isbourne Valley Primary School

Telephone: 01242 621341

Fax: 01242 621341

Email: admin@isbournevalley.gloucs.sch.uk

Website: www.isbournevalley.com

Address: Infant Base – Stow Road, Toddington, Cheltenham, Gloucestershire GL54 5DU
Junior Base – Didbrook, Cheltenham, Gloucestershire GL54 5PF

Headteacher: Mr Neil Hall

Category of School:	Primary
Status of School:	Community
Age range:	4-11
Published Admission Number:	12
No. of pupils on roll Jan 2014:	73
Total No. of Preferences for Sept 2014:	42
No. of 1st Preferences for Sept 2014:	13

Admission Policy for September 2015 (No. of pupils admitted in 2014 shown in brackets)

1. Children in Public Care.
2. Siblings. **(<5)**
3. Home to school distance (measured in a straight line). **(10)**

The John Moore Primary School

Telephone: 01684 291661

Fax: 01684 291662

Email: admin@johnmoore.gloucs.sch.uk

Website: www.thejohnmooreprimary.org

Address: Columbine Road, Walton Cardiff, Tewkesbury, Gloucestershire GL20 7SP

Headteacher: Miss Sally King

Category of School:	Primary
Status of School:	Community
Age range:	4-11
Published Admission Number:	30*
No. of pupils on roll Jan 2014:	210
Total No. of Preferences for Sept 2014:	116
No. of 1st Preferences for Sept 2014:	58

* School took extra 30 pupils for September, 2014 due to local demand.

Admission Policy for September 2015 (No. of pupils admitted in 2014 shown in brackets)

1. Children in Public Care.
2. Siblings. **(15)**
3. Home to school distance (measured in a straight line). **(45)**

Kemble Primary School

Telephone: 01285 770303

Headteacher: Mr Christian Conners

Fax: n/a

Email: admin@kemble.gloucs.sch.uk

Website: www.kemble.gloucs.sch.uk

Address: School Road, Kemble, Cirencester, Gloucestershire GL7 6AG

Category of School:	Primary
Status of School:	Community
Age range:	4-11
Published Admission Number:	15*
No. of pupils on roll Jan 2014:	98
Total No. of Preferences for Sept 2014:	27
No. of 1st Preferences for Sept 2014:	17

* Additional child allocated due to local demand

Admission Policy for September 2015 (No. of pupils admitted in 2014 shown in brackets)

1. Children in Public Care.
2. Siblings. **(6)**
3. Home to school distance (measured in a straight line). **(10)**

Kempsford C of E Primary School

Telephone: 01285 810367

Head of School: Richard Mendum

Fax: 01285 810000

w.e.f. 01.09.2014

Email: admin@kempsford.gloucs.sch.uk

Website: www.kempsfordschool.com

Address: High Street, Kempsford, Gloucestershire GL7 4DP

Category of School:	Primary
Status of School:	Voluntary Controlled
Age range:	4-11
Published Admission Number:	15
No. of pupils on roll Jan 2014:	93
Total No. of Preferences for Sept 2014:	25
No. of 1st Preferences for Sept 2014:	14

Admission Policy for September 2015 (No. of pupils admitted in 2014 shown in brackets)

1. Children in Public Care.
2. Siblings. **(8)**
3. Home to school distance (measured in a straight line). **(6)**

King's Stanley C of E Primary School

Telephone: 01453 822570/822868

Headteacher: Mr Derk van den Broek

Fax: 01453 822570

w.e.f. 01.09.2014

Email: admin@kingsstanley.gloucs.sch.uk

Website: www.kingsstanleyprimaryschool.co.uk

Address: Broad Street, King's Stanley, Stonehouse, Gloucestershire GL1 3PN

Category of School:	Primary
Status of School:	Voluntary Controlled
Age range:	4-11
Published Admission Number:	30
No. of pupils on roll Jan 2014:	197
Total No. of Preferences for Sept 2014:	70
No. of 1st Preferences for Sept 2014:	34

Admission Policy for September 2015 (No. of pupils admitted in 2014 shown in brackets)

1. Children in Public Care.
2. Siblings. **(18)**
3. Home to school distance (measured in a straight line). **(12)**

Kingsholm C of E Primary School

Telephone: 01452 530777

Headteacher: Mrs J. Buckland

Fax: 01452 530777

Email: admin@kingsholm.gloucs.sch.uk

Website: www.kingsholmprimary.co.uk

Address: Guinea Street, Gloucester, Gloucestershire GL1 3BN

Category of School:	Primary
Status of School:	Voluntary Controlled
Age range:	4-11
Published Admission Number:	90
No. of pupils on roll Jan 2014:	465
Total No. of Preferences for Sept 2014:	117
No. of 1st Preferences for Sept 2014:	70

Admission Policy for September 2015 (No. of pupils admitted in 2014 shown in brackets)

1. Children in Public Care.
2. Siblings. **(24)**
3. Home to school distance (measured in a straight line). **(55)**

Kingsway Primary School

Telephone: 01452 881800

Headteacher: Mrs Paula Needham

Fax: 01452 881796

Email: admin@kingsway.gloucs.sch.uk

Website: www.kingsway.gloucs.sch.uk

Address: Valley Gardens, Kingsway, Gloucester, Gloucestershire GL2 2AR

Category of School:	Primary
Status of School:	Community
Age range:	4-11
Published Admission Number:	60
No. of pupils on roll Jan 2014:	343
Total No. of Preferences for Sept 2014:	118
No. of 1st Preferences for Sept 2014:	55

Admission Policy for September 2015 (No. of pupils admitted in 2014 shown in brackets)

1. Children in Public Care.
2. Siblings. **(29)**
3. Home to school distance (measured in a straight line). **(31)**

Kingswood Primary School

Telephone: 01453 842197

Headteacher: Mr Howard Prestage

Fax: n/a

Email: admin@kingswood.gloucs.sch.uk

Website: www.kingswood.gloucs.sch.uk

Address: Abbey Street, Kingswood, Wotton-Under-Edge, Gloucestershire GL12 8RN

Category of School:	Primary
Status of School:	Community
Age range:	4-11
Published Admission Number:	15
No. of pupils on roll Jan 2014:	100
Total No. of Preferences for Sept 2014:	29
No. of 1st Preferences for Sept 2014:	11

Admission Policy for September 2015 (No. of pupils admitted in 2014 shown in brackets)

1. Children in Public Care.
2. Siblings. (**<5**)
3. Home to school distance (measured in a straight line). (**7**)

Lakefield C of E Primary School

Telephone: 01452 740205

Headteacher: Mr Ian Williams

Fax: n/a

Email: admin@lakefield.gloucs.sch.uk

Website: www.lakefield.gloucs.sch.uk

Address: Lake Lane, Frampton-on-Severn, Gloucestershire GL2 7HG

Category of School:	Primary
Status of School:	Voluntary Controlled
Age range:	4-11
Published Admission Number:	30
No. of pupils on roll Jan 2014:	196
Total No. of Preferences for Sept 2014:	44
No. of 1st Preferences for Sept 2014:	28

Admission Policy for September 2015 (No. of pupils admitted in 2014 shown in brackets)

1. Children in Public Care.
2. Siblings. (**13**)
3. Home to school distance (measured in a straight line). (**16**)

Lakeside Primary School

Telephone: 01242 524756

Headteacher: Mrs Hayley Hutchison

Fax: n/a

Email: admin@lakeside.gloucs.sch.uk

Website: www.lakesidechelt.co.uk

Address: Hatherley Road, Cheltenham, Gloucestershire GL51 6HR

Category of School:	Primary
Status of School:	Community
Age range:	4-11
Published Admission Number:	90
No. of pupils on roll Jan 2014:	410
Total No. of Preferences for Sept 2014:	202
No. of 1st Preferences for Sept 2014:	48

Admission Policy for September 2015 (No. of pupils admitted in 2014 shown in brackets)

1. Children in Public Care.
2. Siblings. (**25**)
3. Home to school distance (measured in a straight line). (**62**)

Leckhampton C of E Primary School

Telephone: 01242 524062

Headteacher: Miss Samantha Porter

Fax: 01242 524067

Email: admin@leckhampton.gloucs.sch.uk

Website: www.leckhampton.gloucs.sch.uk

Address: Hall Road, Leckhampton, Cheltenham, Gloucestershire GL53 0HP

Category of School:	Primary
Status of School:	Voluntary Controlled
Age range:	4-11
Published Admission Number:	60
No. of pupils on roll Jan 2014:	423
Total No. of Preferences for Sept 2014:	248
No. of 1st Preferences for Sept 2014:	70

Admission Policy for September 2015 (No. of pupils admitted in 2014 shown in brackets)

1. Children in Public Care.
2. Siblings. **(22)**
3. Home to school distance (measured in a straight line). **(38)**

Leighterton Primary School

Telephone: 01666 890273

Headteacher: Mrs Jane Attwood

Fax: 01666 890576

Email: admin@leighterton.gloucs.sch.uk

Website: www.leighterton-school.co.uk

Address: Boxwell Lane, Leighterton, Tetbury, Gloucestershire GL8 8UH

Category of School:	Primary
Status of School:	Community
Age range:	4-11
Published Admission Number:	17*
No. of pupils on roll Jan 2014:	93
Total No. of Preferences for Sept 2014:	38
No. of 1st Preferences for Sept 2014:	21

*PAN increased to 17 for September 2015.

Admission Policy for September 2015 (No. of pupils admitted in 2014 shown in brackets)

1. Children in Public Care.
2. Siblings. **(17)**
3. Home to school distance (measured in a straight line). **(0)**

Leonard Stanley C of E Primary School

Telephone: 01453 823265

Headteacher: Mr Ian D Smith

Fax: 01453 821180

Email: admin@leonardstanley.gloucs.sch.uk

Website: www.leonardstanley.gloucs.sch.uk

Address: Bath Road, Leonard Stanley, Stonehouse, Gloucestershire GL10 3LY

Category of School:	Primary
Status of School:	Voluntary Aided
Age range:	4-11
Published Admission Number:	30
No. of pupils on roll Jan 2014:	179
Total No. of Preferences for Sept 2014:	61
No. of 1st Preferences for Sept 2014:	21

Admission Policy for September 2015 (No. of pupils admitted in 2014 shown in brackets)

1. 'Looked after Children' or children who were previously looked after but immediately after being looked after became

subject to an adoption, residence, or special guardianship order.

- Children who will have a sibling attending the school when the child is admitted. We define siblings as a brother or sister, half brother or sister, adopted brother or sister, step brother or sister, or the child of the parents/carers partner, in every case the child must be living in the same family unit – at the same address. **(9)**
- Children with the strongest geographical claim, measured in a straight line from the Ordnance Survey Point of the child's home address (including flats) to the Ordnance Survey Point of the school using the LEA's computerised measuring system, those living close to the school receiving higher priority. **(19)**

Where any particular category at points 1-2 is oversubscribed, criterion 3 (strongest geographical claim based on straight line distance) will be used to determine which child will be offered a place. In the event of a tie between two or more children when applying criterion 3 (strongest geographical claim based on straight line distance) where there are not enough places available to offer all children a place at the school, a process of random allocation will be followed by the Governing Body, which must be supervised by someone independent of the school.

Supplementary Form Required? No.

Linden Primary School

Telephone: 01452 527020

Fax: 01452 541026

Email: admin@lindenprimary.co.uk

Website: www.lindenprimary.co.uk

Address: Linden Road, Gloucester, Gloucestershire GL1 5HU

Headteacher: Mrs Angela Jarvis

Category of School:

Primary

Status of School:

Community

Age range:

4-11

Published Admission Number:

60

No. of pupils on roll Jan 2014:

425

Total No. of Preferences for Sept 2014:

159

No. of 1st Preferences for Sept 2014:

84

Admission Policy for September 2015 (No. of pupils admitted in 2014 shown in brackets)

- Children in Public Care.
- Siblings. **(34)**
- Home to school distance (measured in a straight line). **(27)**

Littledean C of E Primary School

Telephone: 01594 822171

Fax: 01594 825436

Email: admin@littledean.gloucs.sch.uk

Website: www.littledeanprimary.co.uk

Address: Church Street, Littledean, Gloucestershire GL14 3NL

Headteacher: Mrs Hayley McGoldrick

Category of School:

Primary

Status of School:

Voluntary Controlled

Age range:

4-11

Published Admission Number:

15

No. of pupils on roll Jan 2014:

95

Total No. of Preferences for Sept 2014:

56

No. of 1st Preferences for Sept 2014:

15

Admission Policy for September 2015 (No. of pupils admitted in 2014 shown in brackets)

- Children in Public Care.
- Siblings. **(6)**
- Home to school distance (measured in a straight line). **(9)**

Longborough C of E Primary School

Telephone: 01451 830097

Fax: n/a

Headteacher: Mrs Clare Fisher

Email: admin@longborough.gloucs.sch.uk

Website: www.longborough.gloucs.sch.uk

Address: School Square, Longborough, Moreton in Marsh, Gloucestershire GL56 0QD

Category of School:	Primary
Status of School:	Voluntary Controlled
Age range:	4-11
Published Admission Number:	8
No. of pupils on roll Jan 2014:	40
Total No. of Preferences for Sept 2014:	27
No. of 1st Preferences for Sept 2014:	9

Admission Policy for September 2015 (No. of pupils admitted in 2014 shown in brackets)

1. Children in Public Care.
2. Siblings. **(5)**
3. Home to school distance (measured in a straight line). **(<5)**

Longlevens Infant School

Telephone: 01452 520061

Headteacher: Miss Kerry Cunningham

Fax: 01452 520868

Email: admin@longlevens-inf.gloucs.sch.uk

Website: www.longlevensinfantschool.uk.org

Address: Paygrove Lane, Longlevens, Gloucester, Gloucestershire GL2 0AX

Category of School:	Infant
Status of School:	Community
Age range:	4-7
Published Admission Number:	120
No. of pupils on roll Jan 2014:	348
Total No. of Preferences for Sept 2014:	215
No. of 1st Preferences for Sept 2014:	106

Admission Policy for September 2015 (No. of pupils admitted in 2014 shown in brackets)

1. Children in Public Care.
2. Siblings. **(39)**
3. Home to school distance (measured in a straight line). **(68)**

Longlevens Junior School

Telephone: 01452 530177

Headteacher: TBA

Fax: 01452 530182

Email: admin@longlevens-jun.gloucs.sch.uk

Website: www.longlevensjuniorschool.co.uk

Address: Church Road, Longlevens, Gloucester, Gloucestershire GL2 0AL

Category of School:	Junior
Status of School:	Community
Age range:	7-11
Published Admission Number:	120
No. of pupils on roll Jan 2014:	483
Total No. of Preferences for Sept 2014:	153
No. of 1st Preferences for Sept 2014:	113

Admission Policy for September 2015 (No. of pupils admitted in 2014 shown in brackets)

1. Children in Public Care.
2. Children attending the companion infant school. **(110)**
3. Siblings attending the junior school. **(<5)**
4. Siblings attending the infant school. **(0)**
5. Home to school distances (measured in straight line). **(6)**

Longney C of E Primary School

Telephone: 01452 720461
Fax: 01452 720461
Email: admin@longney.gloucs.sch.uk
Website: www.longney.gloucs.sch.uk
Address: Chatter Street, Longney, Gloucestershire GL2 3SL

Headteacher: Mrs Penny Cartwright

Category of School:	Primary
Status of School:	Voluntary Controlled
Age range:	4-11
Published Admission Number:	15
No. of pupils on roll Jan 2014:	100
Total No. of Preferences for Sept 2014:	38
No. of 1st Preferences for Sept 2014:	17

Admission Policy for September 2015 (No. of pupils admitted in 2014 shown in brackets)

1. Children in Public Care.
2. Siblings. **(8)**
3. Home to school distance (measured in a straight line). **(8)**

Lydbrook Primary School

Telephone: 01594 860344
Fax: 01594 860399
Email: admin@lydbrook.gloucs.sch.uk
Website: www.lydbrook.gloucs.sch.uk
Address: Upper Lydbrook, Lydbrook, Gloucestershire GL17 9PX

Headteacher: Mr Simon Lusted

Category of School:	Primary
Status of School:	Community
Age range:	4-11
Published Admission Number:	20
No. of pupils on roll Jan 2014:	138
Total No. of Preferences for Sept 2014:	30
No. of 1st Preferences for Sept 2014:	17

Admission Policy for September 2015 (No. of pupils admitted in 2014 shown in brackets)

1. Children in Public Care.
2. Siblings. **(9)**
3. Home to school distance (measured in a straight line). **(9)**

Lydney C of E Community Primary School

Telephone: 01594 842172
Fax: 01594 844333
Email: head@lydney.gloucs.sch.uk
Website: www.lydneyce.co.uk
Address: Bream Road, Lydney, Gloucestershire GL15 5JH

Headteacher: Mrs Rachel Dare

Category of School:	Primary
Status of School:	Voluntary Controlled
Age range:	4-11
Published Admission Number:	30
No. of pupils on roll Jan 2014:	210
Total No. of Preferences for Sept 2014:	81
No. of 1st Preferences for Sept 2014:	27

Admission Policy for September 2015 (No. of pupils admitted in 2014 shown in brackets)

1. Children in Public Care.
2. Siblings. **(14)**
3. Home to school distance (measured in a straight line). **(16)**

Meadowside Primary School

Telephone: 01452 721767

Fax: 01452 729159

Email: admin@meadowside.gloucs.sch.uk

Website: www.meadowsidesschool.co.uk

Address: Elmore Lane East, Quedgeley, Gloucester, Gloucestershire GL2 4LX

Headteacher: Miss S Thomas

w.e.f. 01.09.14

Category of School:	Primary
Status of School:	Community
Age range:	4-11
Published Admission Number:	30
No. of pupils on roll Jan 2014:	232
Total No. of Preferences for Sept 2014:	138
No. of 1st Preferences for Sept 2014:	40

Admission Policy for September 2015 (No. of pupils admitted in 2014 shown in brackets)

1. Children in Public Care.
2. Siblings. **(14)**
3. Home to school distance (measured in a straight line). **(16)**

Meysey Hampton C of E Primary School

Telephone: 01285 851441

Fax: 01285 851441

Email: admin@meyseyhampton.gloucs.sch.uk

Website: www.meyseyhamptonprimaryschool.co.uk

Address: School Lane, Meysey Hampton, Cirencester, Gloucestershire GL7 5JS

Headteacher: Mrs Kate Carden

Category of School:	Primary
Status of School:	Community
Age range:	4-11
Published Admission Number:	15
No. of pupils on roll Jan 2014:	108
Total No. of Preferences for Sept 2014:	46
No. of 1st Preferences for Sept 2014:	22

Admission Policy for September 2015 (No. of pupils admitted in 2014 shown in brackets)

1. Children in Public Care.
2. Siblings. **(8)**
3. Home to school distance (measured in a straight line). **(7)**

Mickleton Primary School

Telephone: 01386 438393

Fax: n/a

Email: admin@mickleton.gloucs.sch.uk

Website: www.mickletonschool.com

Address: Broadmarston Lane, Chipping Campden, Gloucestershire GL55 6SJ

Headteacher: Mr Adrian Webb

Category of School:	Primary
Status of School:	Community
Age range:	4-11
Published Admission Number:	15
No. of pupils on roll Jan 2014:	113
Total No. of Preferences for Sept 2014:	24
No. of 1st Preferences for Sept 2014:	17

Admission Policy for September 2015 (No. of pupils admitted in 2014 shown in brackets)

1. Children in Public Care.
2. Siblings. **(9)**
3. Home to school distance (measured in a straight line). **(7)**

Minchinhampton Primary School

Telephone: 01453 883273

Headteacher: Mr Nick Moss

Fax: 01453 884829

Email: admin@minchinhampton.gloucs.sch.uk

Website: www.minchinhamptonschool.ik.org

Address: School Road, Minchinhampton, Stroud, Gloucestershire GL6 9BP

Category of School:	Primary
Status of School:	Foundation (pending conversion to academy)
Age range:	4-11
Published Admission Number:	45
No. of pupils on roll Jan 2014:	296
Total No. of Preferences for Sept 2014:	90
No. of 1st Preferences for Sept 2014:	52

Admission Policy for September 2015 (No. of pupils admitted in 2014 shown in brackets)

1. Looked after children and previously looked after children.
2. Children who will have siblings attending the school at the time when the youngest child is admitted. **(20)**
3. Children for whom Minchinhampton C/E School is the nearest primary school by road. **(22)**
4. Children for whom Minchinhampton School is not the nearest primary school. **(<5)**

If there is insufficient space for all children in any one of the above priorities then places will be allocated to those with the strongest geographical claim, measured by road using the AA route planner. In the event of two or more applicants being the same distance from the school when insufficient places are available, the Local Authority measuring tool for admissions will be applied, using the as the crow flies principle. Those living closer to the school receive the higher priority.

Supplementary Form Required? Yes. Available from the school. To be returned to the school by 15th January 2015.

Minsterworth C of E Primary School

Telephone: 01452 750283

Headteacher: Mrs Angie Ritchie

Fax: 01452 750283

Email: admin@minsterworth.gloucs.sch.uk

Website: www.minsterworth.gloucs.sch.uk

Address: Main Road, Minsterworth, Gloucester, Gloucestershire GL2 8JH

Category of School:	Primary
Status of School:	Voluntary Aided
Age range:	4-11
Published Admission Number:	8
No. of pupils on roll Jan 2014:	36
Total No. of Preferences for Sept 2014:	6
No. of 1st Preferences for Sept 2014:	3

Admission Policy for September 2015 (No. of pupils admitted in 2014 shown in brackets)

1. Children in Public Care (Looked after Children) or children who was previously looked after but immediately after being looked after became subject to an adoption, residence, or special guardianship order.
2. Children who have siblings attending the school and will continue to do so when the younger child is admitted. (We define siblings as a brother or sister, half-brother or sister, adopted brother or sister, step brother or sister, or the child of the parent's/carer's partner, and in every case, the child must be living in the same family unit at the same address.). **(0)**
3. Children who live within the ecclesiastical parish of St Peter's Minsterworth. (A map showing the ecclesiastical parish boundary is available to be viewed at the school). **(0)**
4. Children whose parents attend St Peter's Minsterworth principal act of worship on a Sunday at least once a month on average during the two years prior to consideration of the application. (A letter of support from the vicar will be required to be sent to Chair of Minsterworth Governors). **(0)**
5. Children for whom only one particular school is appropriate due to an exceptional medical condition. (Applications under this criterion will only be considered if they are supported by a written statement from the child's doctor. This must demonstrate that there is a very specific connection between the medical need and the facilities or resources of this school.)
6. Children whose parents are involved in the life of other Churches in Minsterworth that are members of Churches Together in England, whom attend on a Sunday at least once a month on average during the two years prior to consideration of the application. (A letter of support from the pastor or minister will be required to be sent to Chair of Minsterworth Governors). **(0)**

7. Children with the strongest geographical claim, measured in a straight line from the Ordnance Survey address point of the child's home address (including flats) to the Ordnance Survey address point of the school, using the Local Authority's computerised measuring system, with those living closer to the school receiving the higher priority. (<5)

Where any particular category at points 1-6 is oversubscribed, criterion 7 (strongest geographical claim based on straight line distance) will be used to determine which child will be offered a place.

In the event of a tie between two or more children when applying criterion 7 (strongest geographical claim based on straight line distance) where there are not enough places available to offer all children a place at the school, a process of random allocation will be followed by the Governing Body over seen by an independent person.

Supplementary Form Required? See criteria above.

Miserden C of E Primary School

Telephone: 01285 821463

Headteacher: Mrs Jacqui Sollars

Fax: 01285 821463

Email: admin@miserden.gloucs.sch.uk

Website: www.miserden.gloucs.sch.uk

Address: Miserden, Stroud, Gloucestershire GL6 7JA

Category of School:	Primary
Status of School:	Voluntary Aided
Age range:	4-11
Published Admission Number:	10
No. of pupils on roll Jan 2014:	64
Total No. of Preferences for Sept 2014:	11
No. of 1st Preferences for Sept 2014:	3

Admission Policy for September 2015 (No. of pupils admitted in 2014 shown in brackets)

1. A 'looked after child' or a child who was previously looked after, but immediately after being looked after became subject to an adoption, residence, or special guardianship order.
2. Siblings- Children who have siblings attending the school when the younger child is admitted. NB. We define siblings as children who share a parent and are living in the same household. (<5)
3. Children who have an authenticated medical reason for attending Miserden School. The Governors will require evidence from a doctor. (0)
4. Geography- Children with the strongest geographical claim, measured in a direct line. Ease of access to the school or other schools will be taken into consideration. (<5)

Supplementary Form Required? No.

Mitcheldean Endowed Primary School

Telephone: 01594 542240

Headteacher: Mrs Julia Dowding

Fax: n/a

Email: admin@mitcheldean.gloucs.sch.uk

Website: www.mitcheldeanschool.co.uk

Address: Hawker Hill, Mitcheldean, Gloucestershire GL17 0BS

Category of School:	Primary
Status of School:	Voluntary Aided
Age range:	4-11
Published Admission Number:	30
No. of pupils on roll Jan 2014:	199
Total No. of Preferences for Sept 2014:	59
No. of 1st Preferences for Sept 2014:	38

Admission Policy for September 2015 (No. of pupils admitted in 2014 shown in brackets)

1. Looked After Children who were previously looked after but immediately after being looked after became subject to an adoption, residence, or special guardianship order.
2. Children living within the ecclesiastical parishes of Abenhall and Mitcheldean who already have a brother or sister attending the school at the time of the admission of the younger child. Brother or sister includes half brother or sister, adopted brother or sister, step brother or sister, or the child of the parent/carer's partner. In every case, the child must be living in the same family unit at the same address. (16)

3. Children living in the ecclesiastical parishes of Abenhall and Mitcheldean. A map showing the catchment areas is available and can be viewed on request. **(14)**
4. Children who have an authenticated medical reason for attending the school. A letter from the Doctor or Specialist will be required. **(0)**
5. Children living outside the ecclesiastical parishes of Abenhall and Mitcheldean who already have a brother or sister attending the school at the time of the admission of the younger child. **(0)**
6. Children living outside the ecclesiastical parishes of Abenhall and Mitcheldean. **(0)**

In the event of oversubscription in any of the above criterion, places will be allocated to children with the strongest geographical claims, measured in a straight line from the Ordinance Survey Address Point of the child's home address (including flats) to the central point of the school, using the Local Authority's computerised measuring system, with those living closer to the school receiving the higher priority. This is administered for the Governors, who are the admission authority, by the Local Authority.

In the event of the oversubscription of any of the criterion (2, 3, 4, 5, 6 and 7) where there are two or more children living the same distance from the school, then a 'names in the hat' process will be undertaken by the Admissions Authority with parents/guardians invited.

Supplementary Form Required? No.

Mitton Manor Primary School

Telephone: 01684 273451

Headteacher: Mr Matt Fletcher

Fax: 01684 298657

Email: admin@mittonmanor.gloucs.sch.uk

Website: www.mittonmanor.gloucs.sch.uk

Address: Carrant Road, Tewkesbury, Gloucestershire GL20 8AR

Category of School:	Primary
Status of School:	Academy
Age range:	4-11
Published Admission Number:	30
No. of pupils on roll Jan 2014:	208
Total No. of Preferences for Sept 2014:	104
No. of 1st Preferences for Sept 2014:	40

Admission Policy for September 2015 (No. of pupils admitted in 2014 shown in brackets)

1. Children in Public Care (Looked After Children).
2. Children who will have siblings attending the school at the time the applicant child is admitted. **(20)**
3. Children for whom only one particular school is appropriate due to an exceptional medical condition. Applications under this criterion will only be considered if they are supported by a written statement from the child's doctor. This must demonstrate that there is a very specific connection between the medical need and the facilities or resources of the school concerned. **(0)**
4. Children with the strongest geographical claim, measured in a straight line from the ordnance survey address point of the child's home address (including flats) to the central point of the school, using the Local Authority's computerised measuring system, with those living closer to the school receiving the higher priority. **(10)**

Supplementary Form Required? No.

The Moat Primary School

Telephone: 01452 520502

Headteacher: Miss Kirsti Ashman

Fax: 01452 504701

Email: admin@moat-pri.gloucs.sch.uk

Website: www.moatprimaryschool.co.uk

Address: Juniper Avenue, Matson, Gloucester, Gloucestershire GL4 6AP

Category of School:	Primary
Status of School:	Community
Age range:	4-11
Published Admission Number:	30
No. of pupils on roll Jan 2014:	133
Total No. of Preferences for Sept 2014:	38
No. of 1st Preferences for Sept 2014:	14

Admission Policy for September 2015 (No. of pupils admitted in 2014 shown in brackets)

1. Children in Public Care.
2. Siblings. **(8)**
3. Home to school distance (measured in a straight line). **(8)**

Nailsworth C of E Primary School

Telephone: 01453 832382**Headteacher:** Mr Vince Southcott**Fax:** 01453 836348**Email:** admin@nailsworth.gloucs.sch.uk**Website:** www.nailsworthschool.org.uk**Address:** Nymphsfield Road, Forest Green, Nailsworth, Stroud, Gloucestershire GL6 0ET

Category of School:	Primary
Status of School:	Voluntary Controlled
Age range:	4-11
Published Admission Number:	30
No. of pupils on roll Jan 2014:	171
Total No. of Preferences for Sept 2014:	42
No. of 1st Preferences for Sept 2014:	27

Admission Policy for September 2015 (No. of pupils admitted in 2014 shown in brackets)

1. Children in Public Care.
2. Siblings. **(11)**
3. Home to school distance (measured in a straight line). **(19)**

Naunton Park Primary School

Telephone: 01242 513114**Headteacher:** Mr Richard Humphrey**Fax:** n/a**Email:** admin@nauntonpark.gloucs.sch.uk**Website:** www.nauntonpark.gloucs.sch.uk**Address:** Naunton Lane, Cheltenham, Gloucestershire GL53 7BT

Category of School:	Primary
Status of School:	Community
Age range:	4-11
Published Admission Number:	57*
No. of pupils on roll Jan 2014:	441
Total No. of Preferences for Sept 2014:	277
No. of 1st Preferences for Sept 2014:	69

* Additional 3 children allocated for 2014 due to local demand.

Admission Policy for September 2015 (No. of pupils admitted in 2014 shown in brackets)

1. Children in Public Care.
2. Siblings. **(29)**
3. Home to school distance (measured in a straight line). **(30)**

Newnham St. Peter's C of E Primary School

Telephone: 01594 516208**Headteacher:** Mrs Claire Cook**Fax:** n/a**Email:** admin@newnhamstpeter.gloucs.sch.uk**Website:** www.newnhamstpetersschool.co.uk**Address:** Station Road, Newnham-on-Severn, Gloucestershire GL14 1AT

Category of School:	Primary
Status of School:	Voluntary Aided
Age range:	4-11
Published Admission Number:	20
No. of pupils on roll Jan 2014:	93

Total No. of Preferences for Sept 2014:	27
No. of 1st Preferences for Sept 2014:	19

Admission Policy for September 2015 (No. of pupils admitted in 2014 shown in brackets)

1. Looked after Children or children who were previously looked after but immediately after being looked after became subject to an adoption, residence, or special guardianship order.
2. Children living within the ecclesiastical parishes of Newnham St. Peter's, Awre St. Andrew's and All Saint's Blakeney with siblings attending the school and who will continue to do so when the younger child is admitted. For the purpose of this admissions policy the term 'sibling' refers to brother or sister, half brother or sister, adopted brother or sister, step brother or sister, or the child of the parent/carer's partner, and in every case, the child must be living in the same family unit at the same address, at the time of application. A map of the ecclesiastical parishes is available at the school. **(see school for figures)**
3. Children for whom only one particular school is appropriate due to an exceptional medical condition. Applications under this criterion will only be considered if they are supported by a written statement from the child's doctor. This must demonstrate that there is a very specific connection between the medical need and the facilities or resources of this school. **(see school for figures)**
4. Children living within the ecclesiastical parishes of Newnham St. Peter's, Awre St. Andrew's and All Saint's Blakeney with the strongest geographical claim, measured in a direct line from the Ordnance Survey address point of the child's home address (including flats) to the Ordnance Survey address point of the school, using the Local Authority's computerised measuring system, with those living closer to the school receiving the higher priority. **(see school for figures)**
5. Children not living within the ecclesiastical parishes of Newnham, St. Peter's and Awre St. Andrew's who will have siblings attending the school and who will continue to do so when the younger child is admitted. Those with the strongest geographical claim, measured in a direct line will have priority. **(see school for figures)**
6. Children of regular worshipping members of the Church of England. **(see school for figures)**
7. Children of regular worshipping members of other Christian Churches, (being a member of Churches Together in England). **(see school for figures)**
8. Children with the strongest geographical claim, measured in a straight line from the Ordnance Survey address point of the child's home address (including flats) to the Ordnance Survey point of the school, using the Local Authority's computerised measuring system, with those living closer to the school receiving the higher priority. **(see school for figures)**

Where any particular category at points 1-7 is oversubscribed, criterion 8 (strongest geographical claim based on straight line distance) will be used to determine which child will be offered a place."

In the event of a tie between two or more children when applying criterion 8 (strongest geographical claim based on straight line distance) where there are not enough places available to offer all children a place at the school, a process of random allocation will be followed by the Governing Body. This process will be witnessed by an independent person.

Supplementary Form Required? No.

North Cerney C of E Primary School

Telephone: 01285 831310

Headteacher: Mrs Jane Burr

Fax: 01285 831310

Email: admin@northcerney.gloucs.sch.uk

Website: www.northcerneyprimary.co.uk

Address: North Cerney, Cirencester, Gloucestershire GL7 7BZ

Category of School:

Primary

Status of School:

Voluntary Controlled

Age range:

4-11

Published Admission Number:

10

No. of pupils on roll Jan 2014:

56

Total No. of Preferences for Sept 2014:

16

No. of 1st Preferences for Sept 2014:

9

Admission Policy for September 2015 (No. of pupils admitted in 2014 shown in brackets)

1. Children in Public Care.
2. Siblings. (<5)
3. Home to school distance (measured in a straight line). (7)

North Nibley C of E Primary School

Telephone: 01453 542600

Headteacher: Mr Paul Batchelor

Fax: n/a

Email: admin@northnibley.gloucs.sch.uk

Website: www.northnibley.gloucs.sch.uk

Address: The Street, North Nibley, Gloucestershire GL11 6DL

Category of School:	Primary
Status of School:	Voluntary Aided
Age range:	4-11
Published Admission Number:	15
No. of pupils on roll Jan 2014:	106
Total No. of Preferences for Sept 2014:	45
No. of 1st Preferences for Sept 2014:	20

Admission Policy for September 2015 (No. of pupils admitted in 2014 shown in brackets)

1. Where the child is in Public Care (Looked After Children). The highest priority for admission must be given to looked after children' or children who were previously looked after but immediately after being looked after became subject to an adoption, residence or special guardianship order.
2. Where the family live in the Civil Parish of North Nibley – (see school). **(see school for figures)**
3. Where the child has at least one sibling still on roll in the School on the applicants child's admission. Definition - a brother or sister, half brother or sister, adopted brother or sister, step brother or sister or the child of a parent /carers partner as well as children who are brought together as a family by a same sex civil partnership. In every case the child must be living in the same family unit at the same address at the time of application. **(see school for figures)**
4. Children for whom only this particular school is appropriate due to an exceptional medical condition. Applications under this criterion will only be considered if they are supported by a written statement from a Doctor. This must demonstrate that there is a very specific connection between the medical condition and the school. **(see school for figures)**
5. Where the family have an active connection* with St. Martin's Church, North Nibley, although not living in the Parish. Children with the strongest geographical claim, measured in a straight line from the ordnance survey address point of the child's home address (including flats) to the ordnance survey address point of the school, using the Local Authority's computerised measuring system, with those living closer to the school receiving the higher priority. **(see school for figures)**
*An active connection is defined as meaning attendance by members of the family at church services at least monthly subject to verification in person by churchwardens in respect of St Martin's Church.
6. Where the children are in other villages traditionally seen as the School's catchment area – (see school) Children with the strongest geographical claim, measured in a straight line from the ordnance survey address point of the child's home address (including flats) to the ordnance survey address point of the school, using the Local Authority's computerised measuring system, with those living closer to the school receiving the higher priority. **(see school for figures)**
7. Where the children live in other villages from which children in the past have been in the School's catchment area. – (see school). Children with the strongest geographical claim, measured in a straight line from the ordnance survey address point of the child's home address (including flats) to the ordnance survey address point of the school, using the Local Authority's computerised measuring system, with those living closer to the school receiving the higher priority. **(see school for figures)**

In the event of over subscription in any of the above criteria, places will be allocated to Children with the strongest geographical claim, measured in a straight line from the ordnance survey address point of the child's home address (including flats) to the ordnance survey address point of the school, using the Local Authority's computerised measuring system, with those living closer to the school receiving the higher priority.

Supplementary Form Required? No.

Northleach C of E Primary School

Telephone: 01451 860274

Fax: 01451 860711

Email: admin@northleach.gloucs.sch.uk

Website: www.northleach.gloucs.sch.uk

Address: Mill End, Northleach, Cheltenham, Gloucestershire GL54 3HJ

Headteacher: Mrs Deb Harris

Category of School:	Primary
Status of School:	Voluntary Controlled
Age range:	4-11
Published Admission Number:	25
No. of pupils on roll Jan 2014:	179
Total No. of Preferences for Sept 2014:	42
No. of 1st Preferences for Sept 2014:	27

Admission Policy for September 2015 (No. of pupils admitted in 2014 shown in brackets)

1. Children in Public Care.
2. Siblings. **(13)**
3. Home to school distance (measured in a straight line). **(12)**

Northway Infant School

Telephone: 01684 293447**Headteacher:** Mrs Lynn Williams**Fax:** 01684 293447**Email:** admin@northway.gloucs.sch.uk**Website:** www.northwayinfants.co.uk**Address:** Virginia Road, Tewkesbury, Gloucestershire GL20 8PT

Category of School:	Infant
Status of School:	Community
Age range:	4-7
Published Admission Number:	60
No. of pupils on roll Jan 2014:	147
Total No. of Preferences for Sept 2014:	65
No. of 1st Preferences for Sept 2014:	38

Admission Policy for September 2015 (No. of pupils admitted in 2014 shown in brackets)

1. Children in Public Care.
2. Siblings. **(10)**
3. Home to school distance (measured in a straight line). **(34)**

Norton C of E Primary School

Telephone: 01452 730531**Headteacher:** Mrs Jane Johnson**Fax:** 01452 739080**Email:** admin@norton.gloucs.sch.uk**Website:** www.norton.gloucs.sch.uk**Address:** Old Tewkesbury Road, Norton, Gloucester, Gloucestershire GL2 9LJ

Category of School:	Primary
Status of School:	Voluntary Controlled
Age range:	4-11
Published Admission Number:	16
No. of pupils on roll Jan 2014:	115
Total No. of Preferences for Sept 2014:	27
No. of 1st Preferences for Sept 2014:	13

Admission Policy for September 2015 (No. of pupils admitted in 2014 shown in brackets)

1. Children in Public Care.
2. Siblings. **(5)**
3. Home to school distance (measured in a straight line). **(8)**

Oak Hill C of E Primary School

Telephone: 01242 620448**Headteacher:** Mrs Rebecca Gore**Fax:** 01242 620448**Email:** admin@oakhill.gloucs.sch.uk**Website:** www.oakhill.gloucs.sch.uk**Address:** School Road, Alderton, Tewkesbury, Gloucestershire GL20 8NP

Category of School:	Primary
Status of School:	Voluntary Controlled
Age range:	4-11
Published Admission Number:	15
No. of pupils on roll Jan 2014:	87
Total No. of Preferences for Sept 2014:	21
No. of 1st Preferences for Sept 2014:	13

Admission Policy for September 2015 (No. of pupils admitted in 2014 shown in brackets)

1. Children in Public Care.
2. Siblings. **(6)**
3. Home to school distance (measured in a straight line). **(5)**

Oakridge Parochial Primary School

Telephone: 01285 760269

Headteacher: Miss Lisa Austin

Fax: 01285 760269

Email: admin@oakridge.gloucs.sch.uk

Website: www.oakridgeschool.org.uk

Address: Oakridge Lynch, Stroud, Gloucestershire GL6 7NR

Category of School:

Primary

Status of School:

Voluntary Aided

Age range:

4-11

Published Admission Number:

6

No. of pupils on roll Jan 2014:

31

Total No. of Preferences for Sept 2014:

5

No. of 1st Preferences for Sept 2014:

3

Admission Policy for September 2015 (No. of pupils admitted in 2014 shown in brackets)

1. A 'looked after child' or a child who was previously looked after but immediately after being looked after became subject to an adoption, residence, or special guardianship order.
2. Children living within the Parish – a map detailing the area is available at the school. **(see school for figures)**
3. Siblings of children who are registered in the school and who will continue to do so at the time of admission of the younger child. (Sibling refers to brother or sister, half brother or sister, adopted brother or sister, step brother or sister, or the child of the parent/carer's partner). In every case, the child must be living in the same family unit at the same address. **(see school for figures)**
4. Children for whom only one particular school is appropriate due to an exceptional medical condition. Applications under this criterion will only be considered if they are supported by a written statement from the child's doctor. This must demonstrate that there is a very specific connection between the medical need and the facilities or resources of the school concerned. **(see school for figures)**
5. Children with the strongest geographical claim, measured in a straight line from the ordnance survey address point of the child's home address (including flats) to the ordnance survey address point of the school, using the Local Authority's computerised measuring system, with those living closer to the school receiving the higher priority. **(see school for figures)**

Supplementary Form Required? No.

Oakwood Primary School

Telephone: 01242 515775

Executive Headteacher: Mr Charles Welsh

Fax: 01242 539383

Email: admin@oakwood.gloucs.sch.uk

Website: www.oakwood.gloucs.sch.uk

Address: Cotswold Road, Cheltenham, Gloucestershire GL52 5HD

Category of School:

Primary

Status of School:

Foundation

Age range:

4-11

Published Admission Number:

60

No. of pupils on roll Jan 2014:

299

Total No. of Preferences for Sept 2014:

67

No. of 1st Preferences for Sept 2014:

41

Admission Policy for September 2015 (No. of pupils admitted in 2014 shown in brackets)

1. A 'looked after child' or a child who was previously looked after but immediately after being looked after became subject to an adoption, residence, or special guardianship order.
2. Children who will have siblings attending the school at the time when the younger child is admitted. For the purpose of this admissions policy the term 'sibling' refers to brother or sister, half brother or sister, adopted brother or sister, step brother or sister, or the child of the parent/carer's partner, and in every case, the child must be living in the same family

unit at the same address, at the time of application. **(28)**

- Children who have an authenticated medical reason for attending Oakwood School Application under this criterion will only be considered if they are supported by a written statement from the child's doctor. This must demonstrate that there is a very specific connection between the medical need and the facilities or resources of the school. **(0)**
- Children with the strongest geographical claim, measured in a straight line from the ordnance survey address point of the child's home address (including flats) to the ordnance survey address point of the school, using the Local Authority's computerised measuring system, with those living closer to the school receiving the higher priority. **(20)**
- Children for whom Oakwood School is not the nearest primary school. **(0)**

If there is insufficient space for all children in any one of the above priorities (1 2 or 3) then places will be allocated to those with the strongest geographical claim, measured in a direct line.

In the event of a tie between two or more children when applying criterion 4 (strongest geographic claim based on straight line distance) where there are not enough places available to offer all children a place at Oakwood a process of random allocation will be followed.

Supplementary Form Required? No.

Offa's Mead Primary Academy

Telephone: 01291 622932

Headteacher: Mrs Clare Greene

Fax: 01291 621044

Email: contactus@offasmeadacademy.org

Website: www.offasmeadacademy.org

Address: Beachley Road, Sedbury, Chepstow, Monmouthshire NP16 7DT

Category of School:	Primary
Status of School:	Academy
Age range:	4-11
Published Admission Number:	30
No. of pupils on roll Jan 2014:	140
Total No. of Preferences for Sept 2014:	34
No. of 1st Preferences for Sept 2014:	24

Admission Policy for September 2015 (No. of pupils admitted in 2014 shown in brackets)

- Looked after children and previously looked after children.
- Children who will have siblings attending the school at the time the applicant is submitted. (A sibling is defined as a brother or sister, half brother or sister, adopted brother or sister, step brother or sister, or the child of the parent/carer's partner, and in every case, the child must be living in the same family unit at the same address.). **(10)**
- Children with the strongest geographical claim, measured in a straight line from the ordnance survey address point of the child's home address (including flats) to the ordnance survey address point of the school, using the Local Authority's computerised measuring system, with those living closer to the school receiving the higher priority. **(15)**

If it is necessary to use a tie-breaker to distinguish between two or more applications, a distance criterion will be used. We will give priority to the applicants who live nearest to the school as measured by a straight line from the front door of the home of the applicant to the front door of the main reception of the school site that was on the original application for a place.

Supplementary Form Required? No.

The Park Infant School

Telephone: 01453 823052

Headteacher: Mrs Rachel Edwards

Fax: 01453 823052

Email: admin@park-inf.gloucs.sch.uk

Website: www.parkinfantschoolandcc.co.uk

Address: Elm Road, Stonehouse, Gloucestershire GL10 2NP

Category of School:	Infant
Status of School:	Community
Age range:	4-7
Published Admission Number:	60
No. of pupils on roll Jan 2014:	154
Total No. of Preferences for Sept 2014:	73
No. of 1st Preferences for Sept 2014:	52

Admission Policy for September 2015 (No. of pupils admitted in 2014 shown in brackets)

1. Children in Public Care.
2. Siblings. **(19)**
3. Home to school distance (measured in a straight line). **(32)**

Park Junior School

Telephone: 01453 823108**Fax:** 01453 791193**Email:** admin@park-jun.gloucs.sch.uk**Website:** www.parkjuniorschool.co.uk**Address:** Elm Road, Stonehouse, Gloucestershire GL10 2NP**Headteacher:** Mr Richard Gasser**Category of School:**

Junior

Status of School:

Community

Age range:

7-11

Published Admission Number:

60

No. of pupils on roll Jan 2014:

226

Total No. of Preferences for Sept 2014:

56

No. of 1st Preferences for Sept 2014:

55

Admission Policy for September 2015 (No. of pupils admitted in 2014 shown in brackets)

1. Children in Public Care.
2. Children attending the companion infant school. **(55)**
3. Siblings attending the junior school. **(0)**
4. Siblings attending the infant school. **(0)**
5. Home to school distances (measured in straight line). **(0)**

Parkend Primary School

Telephone: 01594 562407**Fax:** 01594 564200**Email:** admin@parkend.gloucs.sch.uk**Website:** n/a**Address:** Yorkley Road, Parkend, Gloucestershire GL15 4HL**Headteacher:** Mr Simon Lusted**Category of School:**

Primary

Status of School:

Community

Age range:

4-11

Published Admission Number:

8

No. of pupils on roll Jan 2014:

59

Total No. of Preferences for Sept 2014:

30

No. of 1st Preferences for Sept 2014:

11

Admission Policy for September 2015 (No. of pupils admitted in 2014 shown in brackets)

1. Children in Public Care.
2. Siblings. **(6)**
3. Home to school distance (measured in a straight line). **(<5)**

Pauntley C of E Primary School

Telephone: 01531 820053**Fax:** n/a**Email:** admin@pauntley.gloucs.sch.uk**Website:** www.pauntleyschool.com**Address:** Pool Hill, Newent, Gloucestershire GL18 1LL**Headteacher:** Mr Chris Ward**Category of School:**

Primary

Status of School:

Voluntary Controlled

Age range:

4-11

Published Admission Number:

7

No. of pupils on roll Jan 2014:

32

Total No. of Preferences for Sept 2014: 16
No. of 1st Preferences for Sept 2014: 3

Admission Policy for September 2015 (No. of pupils admitted in 2014 shown in brackets)

1. Children in Public Care.
2. Siblings. (<5)
3. Home to school distance (measured in a straight line). (<5)

The Federation of Newent Schools (Picklenash Junior)

Telephone: 01531 820589

Headteacher: Mrs Lin Griffiths

Fax: 01531 821439

Email: admin@picklenash.gloucs.sch.uk

Website: www.glebeandpicklenash.co.uk

Address: Ross Road, Newent, Gloucestershire GL18 1BG

Category of School:

Junior

Status of School:

Foundation

Age range:

7-11

Published Admission Number:

60

No. of pupils on roll Jan 2014:

160

Total No. of Preferences for Sept 2014:

29

No. of 1st Preferences for Sept 2014:

29

Admission Policy for September 2015 (No. of pupils admitted in 2014 shown in brackets)

1. Children in Public Care (Looked After Children).
2. Children who have siblings attending the school and will continue to do so at the time of their admission. The definition of a sibling is "a brother or sister, half-brother or sister, adopted brother or sister, step brother or sister, or the child of the parent's/carer's partner, and in every case, the child must be living in the same family unit at the same address." **(15)**
3. Children for whom only this particular school is appropriate due to an exceptional medical condition. Applications under this criterion will only be considered if they are supported by a written statement from a doctor. This must demonstrate that there is a very specific connection between the medical need and this school; **(0)**
4. Proximity of the child's home to the school, distances measured from the child's home to the school by a straight line measured from the Ordnance Survey address point of the child's home address (including flats) to the Ordnance Survey point of the school, using the Local Authority's computerised measuring system. **(20)**
5. In the event of oversubscription in any of the above criterion, places will be allocated to children with the strongest geographical claim, measured in a straight line from the Ordnance Survey Address Point of the child's home address (including flats) to the Ordnance Survey point of the school, using the Local Authority's computerised measuring system, with those living closer to the school receiving the higher priority. **(0)**

In the event of a tie-break where any particular category at points 1.–4. is oversubscribed, criterion 5. (strongest geographical claim based on straight line distance) will be used to determine which child will be offered a place."

In the event of a tie between two or more children when applying criterion 5. (strongest geographical claim based on straight line distance) where there are not enough places available to offer all children a place at the school, a process of random allocation will be followed by the Governing Body witnessed by an independent person.

Supplementary Form Required? No.

Pillowell Community Primary School

Telephone: 01594 562244

Headteacher: Mr Brett Stevenson

Fax: 01594 564945

Email: admin@pillowell.gloucs.sch.uk

Website: www.pillowellschool.co.uk

Address: School Road, Pillowell, Lydney, Gloucestershire GL15 4QT

Category of School:

Primary

Status of School:

Community

Age range:

4-11

Published Admission Number:

12

No. of pupils on roll Jan 2014:

80

Total No. of Preferences for Sept 2014:

13

No. of 1st Preferences for Sept 2014:

5

Admission Policy for September 2015 (No. of pupils admitted in 2014 shown in brackets)

1. Children in Public Care.
2. Siblings. (<5)
3. Home to school distance (measured in a straight line). (<5)

Powell's C of E Primary School

Telephone: 01285 653799

Headteacher: Mrs Teresa Day

Fax: 01285 644165

Email: admin@powells.gloucs.sch.uk

Website: www.powells.gloucs.sch.uk

Address: Gloucester Street, Cirencester, Gloucestershire GL7 2DJ

Category of School:	Primary
Status of School:	Voluntary Aided
Age range:	4-11
Published Admission Number:	60
No. of pupils on roll Jan 2014:	425
Total No. of Preferences for Sept 2014:	138
No. of 1st Preferences for Sept 2014:	69

Admission Policy for September 2015 (No. of pupils admitted in 2014 shown in brackets)

1. A 'looked after child' or a child who was previously looked after but immediately after being looked after became subject to an adoption, residence, or special guardianship order.
2. The applicant child has a sibling who already attends the school and will still attend the school when the applicant child would start to attend. Sibling means full, half, step or adoptive brother or sister, or the child of the parent/carer's partner, and in every case the child must be living in the same family unit at the same address. **(see school for figures)**
3. Parish worship and local residence. In order for an application to be considered under this category, a completed Powell's Minister Support Form must be received by Powell's office by 14 January 2015.
Both of the following conditions must be met:
 - A parent of the child is a regular worshipper at one of the three churches of the Parish of Cirencester, namely St. John Baptist, Holy Trinity Watermoor or St Lawrence Chesterton. Regular means at least fortnightly on average throughout the year for at least a year prior to the closing date for applications; AND
 - Local residence means that the distance measured in a straight line from the ordnance survey point of the child's home address to the ordnance survey point of the school using the Local Authority's computerised measuring system is not more than 3 miles. **(see school for figures)**
4. Closest proximity to the school measured in a straight line from the ordnance survey point of the child's home address to the ordnance survey point of the school using the Local Authority's computerised measuring system, with those living closer to the school receiving higher priority. In the event of two or more children living the same distance away from the school, drawing lots will be used as a tie break to determine priority. **(see school for figures)**

In the event of oversubscription within any of categories 1-3 above, proximity as defined in category 4 will be used to determine priority within the relevant category.

Supplementary Form Required? Yes - see criteria 3 above. Available from the school office. To be returned to the school office by 14th January 2015.

Primrose Hill C of E Primary School

Telephone: 01594 843453

Headteacher: Mrs V Henson

Fax: 01594 845063

w.e.f. 01.09.2014

Email: admin@primrosehill.gloucs.sch.uk

Website: www.primrosehillcofeacademy.org.uk

Address: School Crescent, Lydney, Gloucestershire GL15 5TA

Category of School:	Primary
Status of School:	Academy
Age range:	4-11
Published Admission Number:	30
No. of pupils on roll Jan 2014:	237
Total No. of Preferences for Sept 2014:	55
No. of 1st Preferences for Sept 2014:	33

Admission Policy for September 2015 (No. of pupils admitted in 2014 shown in brackets)

1. A 'looked after child' or a child who was previously looked after but immediately after being looked after became subject to an adoption, residence, or special guardianship order.
2. Children who have a sibling attending the school and who will continue to do so when the younger child is admitted. For the purpose of this admissions policy the term 'sibling' refers to brother or sister, half brother or sister, adopted brother or sister, step brother or sister, or the child of the parent/carer's partner, and in every case, the child must be living in the same family unit at the same address, at the time of application. **(15)**
3. Children for whom only one particular school is appropriate due to an exceptional medical condition. Applications under this criterion will only be considered if they are supported by a written statement from the child's doctor. This must demonstrate that there is a very specific connection between the medical need and the facilities or resources of the school concerned. **(0)**
4. Children with the strongest geographical claim, measured in a straight line from the Ordnance Survey address point of the child's home address (including flats) to the Ordnance Survey address point of the school, using the Local Authority's computerised measuring system, with those living closer to the school receiving the higher priority. **(15)**

Where any particular category at points 1-3 is oversubscribed, criterion 4 (strongest geographical claim based on straight line distance) will be used to determine which child will be offered a place.

In the event of a tie between two or more children when applying criterion 4 (strongest geographical claim based on straight line distance) where there are not enough places available to offer all children a place at the school, a process of random allocation will be followed by the Governing Body.

Supplementary Form Required? No.

Queen Margaret Primary School

Telephone: 01684 292198

Headteacher: Karen Palin

Fax: n/a

Email: admin@queenmargaret.gloucs.sch.uk

Website: www.queenmargaretschool.org

Address: York Road, Tewkesbury, Gloucestershire GL20 5HU

Category of School:	Primary
Status of School:	Community
Age range:	4-11
Published Admission Number:	30
No. of pupils on roll Jan 2014:	139
Total No. of Preferences for Sept 2014:	42
No. of 1st Preferences for Sept 2014:	30

Admission Policy for September 2015 (No. of pupils admitted in 2014 shown in brackets)

1. Children in Public Care.
2. Siblings. **(14)**
3. Home to school distance (measured in a straight line). **(15)**

Randwick C of E Primary School

Telephone: 01453 762773

Headteacher: Mr David Poad

Fax: n/a

w.e.f. 01.09.2014

Email: admin@randwick.gloucs.sch.uk

Website: www.randwickschool.org

Address: The Lane, Randwick, Stroud, Gloucestershire GL6 6HL

Category of School:	Primary
Status of School:	Voluntary Controlled
Age range:	4-11
Published Admission Number:	12
No. of pupils on roll Jan 2014:	74
Total No. of Preferences for Sept 2014:	31
No. of 1st Preferences for Sept 2014:	12

Admission Policy for September 2015 (No. of pupils admitted in 2014 shown in brackets)

1. Children in Public Care.

2. Siblings. **(6)**
3. Home to school distance (measured in a straight line). **(6)**

Redbrook C of E Primary School

Telephone: 01600 713501

Headteacher: Mr Ian Barkley

Fax: n/a

Email: admin@redbrook.gloucs.sch.uk

Website: www.redbrookprimaryschool.co.uk

Address: Redbrook, Nr Monmouth, Monmouthshire NP25 4LY

Category of School:	Primary
Status of School:	Voluntary Controlled
Age range:	4-11
Published Admission Number:	7
No. of pupils on roll Jan 2014:	30
Total No. of Preferences for Sept 2014:	10
No. of 1st Preferences for Sept 2014:	2

Admission Policy for September 2015 (No. of pupils admitted in 2014 shown in brackets)

1. Children in Public Care.
2. Siblings. **(<5)**
3. Home to school distance (measured in a straight line). **(<5)**

Redmarley C of E Primary Academy

Telephone: 01531 650277

Headteacher: Penny Paske

Fax: n/a

Email: admin@redmarley.gloucs.sch.uk

Website: www.redmarley.gloucs.sch.uk

Address: Redmarley D'Abitot, Gloucestershire GL19 3HS

Category of School:	Primary
Status of School:	Academy
Age range:	4-11
Published Admission Number:	12
No. of pupils on roll Jan 2014:	63
Total No. of Preferences for Sept 2014:	29
No. of 1st Preferences for Sept 2014:	18

Admission Policy for September 2015 (No. of pupils admitted in 2014 shown in brackets)

1. Looked after (LA) children or those previously LA but immediately after being LA became subject to an adoption, residence, or special guardianship order.
2. Children who have a sibling who will be attending Redmarley C. E Primary Academy at the time of reception admission (i.e. a brother or sister, half brother or sister, adopted brother or sister, step brother or sister, or the child of a parent/carer's partner, as well as children who are brought together as a family by a same sex civil partnership.). Note: The older child must be continuing to attend the school when the younger child is admitted and in every case the child must be living in the same family unit at the same address. **(<5)**
3. Children with an authenticated medical reason for attending the school. Note: Children for whom only this particular school is appropriate due to an exceptional medical condition. Applications will only be considered if supported by a written statement from the applicant's doctor which must demonstrate that there is a very specific connection between the medical need and the facilities or resources of the school. The final decision to accept a child under this category will be made by the Governing Body through consultation with relevant professionals where necessary. **(0)**
4. Children with the strongest geographical claim in the year in which the child is to start school on the closing date for applications. Note: Children with the strongest geographical claim, measured in a straight line from the ordnance survey point of the child's home address (including flats) to a central point of the school, using the local authority's computerised measuring system, with those living close to the school receiving the higher priority. **(8)**

Where any particular category at points 1-3 above is oversubscribed, criterion 4 (strongest geographical claim based on straight line distance) will be used to determine which child is offered a place.

In the event of a tie between two or more children, when applying criterion 4, the strongest geographical claim will be measured in a straight line from the ordnance survey point from the child's home address (including flats) to the ordnance

survey address point of the school using the Local Authority's computerised measuring system with those living closer to the school receiving the higher priority.

Where there are not enough places available to offer all children a place at the school, a process of random allocation will be followed by the Governing Body.

Supplementary Form Required? No.

Robinswood Primary Academy

Telephone: 01452 530430

Headteacher: Mrs Kim Hoodless

Fax: 01452 530431

Email: admin@robinswood.gloucs.sch.uk

Website: www.robinswoodps.co.uk

Address: Underhill Road, Matson, Gloucester, Gloucestershire GL4 6HE

Category of School:	Primary
Status of School:	Academy
Age range:	4-11
Published Admission Number:	60
No. of pupils on roll Jan 2014:	376
Total No. of Preferences for Sept 2014:	92
No. of 1st Preferences for Sept 2014:	52

Admission Policy for September 2015 (No. of pupils admitted in 2014 shown in brackets)

1. Looked after children or children who were previously looked after but immediately after being looked after became subject to an adoption, residence or special guardianship order.
2. Children who have a sibling attending the school and who will continue to do so when the younger child is admitted. **(28)**
3. Children for whom only this particular school is appropriate due to an exceptional medical condition. Applications under this criterion will only be considered if they are supported by a written statement from a doctor. This must demonstrate that there is a very specific connection between the medical need and this school. **(0)**
4. Children with the strongest geographical claim, measured in a straight line from the ordnance survey point centre of the child's home address (including flats) to the central point of the school, using the Local Authority's computerised measuring system, with those living closer to the school receiving the higher priority. **(32)**

Where any particular category at points 1-3 above is oversubscribed, criterion 4 (strongest geographical claim based on straight line distance) will be used to determine which child is offered a place.

In the event of a tie between two or more children when applying criterion 4 (strongest geographical claim based on straight line distance) where there are not enough places available to offer all children a place at the school, a process of random allocation will be followed by the Governing Body. Where twins or children from multiple births are part of the random allocation process they will be considered as one applicant.

The straight line measurement from an apartment block is also taken from the ordnance survey point of the block. Apartments in the same block will be treated equally. If after applying the distance tie-breaker there are more applications than places available from the apartment block furthest away, a further tie-breaker of Random Allocation will be used for the applications from this block. This will be in the form of a manual process which is overseen by an independent person.

Supplementary Form Required? No.

Rodborough Community Primary School

Telephone: 01453 763159

Headteacher: Mrs Maggie Halsey

Fax: 01453 767702

Email: admin@rodborough.gloucs.sch.uk

Website: www.rodborough-primary.com

Address: Rodborough Hill, Stroud, Gloucestershire GL5 3RT

Category of School:	Primary
Status of School:	Community
Age range:	4-11
Published Admission Number:	30
No. of pupils on roll Jan 2014:	212
Total No. of Preferences for Sept 2014:	124
No. of 1st Preferences for Sept 2014:	40

Admission Policy for September 2015 (No. of pupils admitted in 2014 shown in brackets)

1. Children in Public Care.
2. Siblings. **(10)**
3. Home to school distance (measured in a straight line). **(20)**

Rodmarton Primary School

Telephone: 01284 841284

Fax: n/a

Email: admin@rodmarton.gloucs.sch.uk

Website: www.rodmartonschool.co.uk

Address: Rodmarton, Cirencester, Gloucestershire GL7 6PE

Headteacher: Mrs Margaret Gwynne (Interim)

Category of School:	Primary
Status of School:	Community
Age range:	4-11
Published Admission Number:	11
No. of pupils on roll Jan 2014:	74
Total No. of Preferences for Sept 2014:	28
No. of 1st Preferences for Sept 2014:	7

Admission Policy for September 2015 (No. of pupils admitted in 2014 shown in brackets)

1. Children in Public Care.
2. Siblings. **(<5)**
3. Home to school distance (measured in a straight line). **(7)**

The Rosary Catholic Primary Academy

Telephone: 01453 762774

Fax: 01453 762774

Email: admin@rosary.gloucs.sch.uk

Website: www.rosaryschool.org.uk

Address: Beeches Green, Stroud, Gloucestershire GL5 4AB

Headteacher: Mrs Rosy Savory

Category of School:	Primary
Status of School:	Academy
Age range:	4-11
Published Admission Number:	30
No. of pupils on roll Jan 2014:	186
Total No. of Preferences for Sept 2014:	46
No. of 1st Preferences for Sept 2014:	25

Admission Policy for September 2015 (No. of pupils admitted in 2014 shown in brackets)

1. Looked After Children and previously Looked After Children, who are Baptised Roman Catholics. (Previously means children who were Looked After, but ceased to be so because they were adopted or became subject to a residence order or special guardianship order.)
2. Children who are Baptised Roman Catholics and who live in the Roman Catholic parishes of The Immaculate Conception, Stroud and St. Joseph's, Stonehouse. **(see school for figures)**
3. i. Baptised Roman Catholic children who live outside the Roman Catholic parishes of The Immaculate Conception, Stroud and St. Joseph's, Stonehouse, and who do not have a Roman Catholic primary school serving the parish in which they live.
ii. Baptised Roman Catholic children who live outside the Roman Catholic parishes of The Immaculate Conception, Stroud and St. Joseph's, Stonehouse and who fall outside Categories 1, 2 and 3i. **(see school for figures)**
4. Looked After Children, and previously Looked After Children (see 1), for whom a place is requested by the relevant person/authority.
5. Children of a Roman Catholic parent, who live within the Roman Catholic parishes of The Immaculate Conception, Stroud and St. Joseph's, Stonehouse. **(see school for figures)**
6. Children who will have a brother or sister in the school at the time of their admission.
7. Children whose parent has been a member of staff for two or more years, or who fulfils a skills shortage. **(see school for figures)**
8. Children of other Christian faiths who live within the Roman Catholic parishes of The Immaculate Conception, Stroud and St.

Joseph's, Stonehouse and whose parents are members of their church and have the written support of their minister.
9. Other applicants not in the above categories. **(see school for figures)**

In categories 1 to 5, where there is a claim to Roman Catholicism, baptismal certificates or other proof of authentic Roman Catholic faith, is required.

Tie-breakers

In all categories, if the indicated admission number is reached and there are more applicants than places in a category, priority will be given as follows:

1. to children who have a brother or sister in the school at the time of admission.
2. to children with the strongest geographical claim, measured in a straight line from the ordnance survey address point of the child's home address (including flats), to the ordnance survey address point of the school, using the LA computerised measuring system, with those living closer to the school receiving the higher priority.

In the event of a tie between two or more children, when applying strongest geographical claim based on straight line distance, (where there are not enough places available to offer all children a place at the school,) a process of random allocation will be followed by an independent person.

Supplementary Form Required? Yes. Available from the school and school website. To be returned to the school asap.

Rowanfield Infant School

Telephone: 01242 515334

Headteacher: Miss Aysha Akif

Fax: 01242 515334

Email: admin@rowanfield-inf.gloucs.sch.uk

Website: www.rowanfieldinfants.ik.org

Address: Alstone Lane, Cheltenham, Gloucestershire GL51 8HY

Category of School:	Infant
Status of School:	Community
Age range:	4-7
Published Admission Number:	75*
No. of pupils on roll Jan 2014:	241
Total No. of Preferences for Sept 2014:	157
No. of 1st Preferences for Sept 2014:	73

*For September, 2014 an extra 15 children allocated due to local demand.

Admission Policy for September 2015 (No. of pupils admitted in 2014 shown in brackets)

1. Children in Public Care.
2. Siblings. **(44)**
3. Home to school distance (measured in a straight line). **(46)**

Rowanfield Junior Academy

Telephone: 01242 516611

Headteacher: Claire Savory and Shirley Clarke

Fax: n/a

Email: admin@rowanfield-junior.gloucs.sch.uk

Website: www.rowanfield-junior.gloucs.sch.uk

Address: Alstone Lane, Cheltenham, Gloucestershire GL51 8HY

Category of School:	Junior
Status of School:	Academy
Age range:	7-11
Published Admission Number:	75
No. of pupils on roll Jan 2014:	265
Total No. of Preferences for Sept 2014:	80
No. of 1st Preferences for Sept 2014:	74

Admission Policy for September 2015 (No. of pupils admitted in 2014 shown in brackets)

1. Children with Statements of Special Educational Needs where the school is named in the Statement. **(0)**
2. A 'looked after child' or a child who was previously looked after but immediately after being looked after became subject to an adoption, residence or special guardianship order; A looked after child is a child who is (a) in the care of a local

authority, or (b) being provided with accommodation by a local authority in the exercise of their social services functions (see the definition in section 22(1) of the Children Act 1989).

- Children with a sibling attending the school at the time of application. Sibling is defined in these arrangements as children who live as brother or sister in the same house, including natural brothers or sisters, step siblings, foster siblings, adopted siblings and other children living permanently at the same address or siblings who are former pupils of the school. **(23)**
- Children for whom only one particular school is appropriate due to an exceptional medical condition (to be supported by a written statement from the child's doctor that demonstrates a very specific connection between their medical need and the facilities or resources of this school). **(0)**
- Children with the strongest geographical claim, measured in a straight line from the ordnance survey address point of the child's home address (including flats) to the ordnance survey address point of the school, using the Local Authority's computerised measuring system, with those living closer to the school receiving the higher priority. **(52)**

Twins and same year siblings: Where applications are received from twins, triplets or same year siblings, the procedure will be to follow the criteria above.

Supplementary Form Required? No.

Ruardean C of E Primary School

Telephone: 01594 542461

Headteacher: Mrs Jane Evans

Fax: n/a

Email: admin@ruardean.gloucs.sch.uk

Website: www.ruardeancofepprimary.com

Address: School Road, Ruardean, Gloucestershire GL17 9XQ

Category of School:	Primary
Status of School:	Voluntary Controlled
Age range:	4-11
Published Admission Number:	15
No. of pupils on roll Jan 2014:	96
Total No. of Preferences for Sept 2014:	19
No. of 1st Preferences for Sept 2014:	10

Admission Policy for September 2015 (No. of pupils admitted in 2014 shown in brackets)

- Children in Public Care.
- Siblings. **(8)**
- Home to school distance (measured in a straight line). **(<5)**

Sapperton C of E Primary School

Telephone: 01285 760325

Headteacher: Mrs Dawn Thomas

Fax: n/a

Email: admin@sapperton.gloucs.sch.uk

Website: www.sappertonschool.org

Address: Sapperton, Cirencester, Gloucestershire GL7 6LQ

Category of School:	Primary
Status of School:	Voluntary Aided
Age range:	4-11
Published Admission Number:	10*
No. of pupils on roll Jan 2014:	59
Total No. of Preferences for Sept 2014:	20
No. of 1st Preferences for Sept 2014:	10

*PAN increase from 8 to 10 for September, 2015

Admission Policy for September 2015 (No. of pupils admitted in 2014 shown in brackets)

- Children in Public Care – (Looked after Children) - the highest priority for admission must be given to 'looked after children' or children who was previously looked after but immediately after being looked after became subject to an adoption, residence, or special guardianship order.
- Children who will have siblings attending Sapperton C of E Primary School and who will continue to do so when the younger child is admitted. (Definition of "sibling": "a brother or sister, half-brother or sister, adopted brother or sister, step brother or sister, or the child of the parent's/carer's partner, and in every case, the child must be living in the same family

- unit at the same address”). **(see school for figures)**
3. Children from the villages of Coates, Frampton Mansell and Sapperton. (See map – available at the school) **(see school for figures)**
 4. Children whose parents attend regular worship of a Christian Church that is a member of Churches Together in England. (Definition of “Regular worship”: “having attended the principal act of worship on a Sunday at least once a month on average during the two years prior to consideration of the application with that attendance confirmed by the vicar/priest in writing”). **(see school for figures)**
 5. Children for whom only one particular school is appropriate due to an exceptional medical condition. Application under this criteria will only be considered if they are supported by a written statement from the child’s doctor. This must demonstrate that there is a very specific connection between the medical need and the facilities or resources of the school concerned. **(see school for figures)**
 6. In the event of over-subscription in any categories above, places will be offered to those children with the strongest geographical claim, measured in a straight line from the ordnance survey address point of the child’s home (including flats) to the ordnance survey address point of the school, using the Local Authority’s computerised measuring system, with those living closer to the school receiving higher priority. **(see school for figures)**

“Where any particular category at points 1-5 is oversubscribed, criterion 6 (strongest geographical claim based on straight line distance) will be used to determine which child will be offered a place.”

In the event of a tie between two or more children when applying criterion 6 (strongest geographical claim based on straight line distance) where there are not enough places available to offer all children a place at the school, a process of random allocation will be followed by the Governing Body.

Supplementary Form Required? No.

Severnbanks Primary School

Telephone: 01594 842789

Fax: 01594 842541

Email: admin@severnbanks.gloucs.sch.uk

Website: www.severnbanksprimaryschool.co.uk

Address: Naas Lane, Lydney, Gloucestershire GL15 5AU

Headteacher: Mrs Pam Howell

Category of School:	Primary
Status of School:	Academy
Age range:	4-11
Published Admission Number:	30
No. of pupils on roll Jan 2014:	201
Total No. of Preferences for Sept 2014:	61
No. of 1st Preferences for Sept 2014:	38

Admission Policy for September 2015 (No. of pupils admitted in 2014 shown in brackets)

1. Children with Statements of Special Educational Needs where the school is named in the Statement. **(0)**
2. Children in public care (looked after children and previously looked after children)
3. Children who will have a sibling attending the school and who will continue to do so when the younger child is admitted. A sibling is defined as a brother or sister, half-brother or sister, adopted brother or sister, step brother or sister, or the child of the parent’s/carer’s partner, and in every case, the child must be living permanently in the same family unit at the same address. **(21)**
4. Children for whom only Severnbanks School is appropriate due to an exceptional medical condition. Applications under this criterion will only be considered if they are supported by a written statement from the child’s doctor. This must demonstrate that there is a very specific connection between the medical need and the facilities or resources of the school concerned. **(0)**
5. Children with the strongest geographical claim, measured in a straight line from the Ordnance Survey Address Point of the child’s home address (including flats) to the Ordnance Survey Address Point of the school, using the Local Authority’s computerised measuring system, with those living closer to the school receiving higher priority. **(9)**

Where any particular category at points 1-3 above is oversubscribed, criterion 4 (strongest geographical claim based on straight line distance) will be used to determine which child is offered a place. In the event of a tie between two or more children, when applying criterion 4, the strongest geographical claim will be measured in a straight line from the ordnance survey point from the child’s home address (including flats) to the ordnance survey address point of the school using the Local Authority’s computerised measuring system with those living closer to the school receiving the higher priority.

Supplementary Form Required? No.

Severn View Primary Academy

Telephone: 01453 766328

Fax: 01453 764228

Email: contactus@severnviewacademy.org

Website: www.severnviewacademy.org

Address: Bisley Old Road, Stroud, Gloucestershire GL5 1NL

Headteacher: Mrs Claire Wirth

Category of School:	Primary
Status of School:	Academy
Age range:	4-11
Published Admission Number:	30
No. of pupils on roll Jan 2014:	76
Total No. of Preferences for Sept 2014:	24
No. of 1st Preferences for Sept 2014:	12

Admission Policy for September 2015 (No. of pupils admitted in 2014 shown in brackets)

1. A 'looked after child' or a child who was previously looked after but immediately after being looked after became subject to an adoption, residence, or special guardianship order.
2. Children who will have siblings attending the academy at the time the applicant child is admitted. A sibling is defined as a brother, sister, half brother or sister, adopted brother or sister, step brother or sister, or the child of the parent/carer's partner and in every case, the child must be living in the same family unit at the same address. **(8)**
3. Children with the strongest geographical claim, measured in a straight line from the ordnance survey address point of the child's home address (including flats) to the ordnance survey address point of the academy, using the Local Authority's computerised measuring system, with those living closer to the academy receiving the higher priority. **(6)**

Where any particular category at points 1-2 above is oversubscribed, criterion 3 (strongest geographical claim based on straight line distance) will be used to determine which child is offered a place.

In the event of a tie between two or more children when applying criterion 3 (strongest geographical claim based on straight line distance) where there are not enough places available to offer all children a place at the academy, a process of random allocation will be followed by the Admissions Authority. Where twins or children from multiple births are part of a random allocation process they will be considered as one applicant.

Supplementary Form Required? No.

Sharpness Primary School

Telephone: 01453 811220

Fax: 01453 810531

Email: admin@sharpness.gloucs.sch.uk

Website: www.sharpnessprimary.org.uk

Address: Newtown, Berkeley, Gloucestershire GL13 9NU

Headteacher: Mrs Jill Brookes

Category of School:	Primary
Status of School:	Community
Age range:	4-11
Published Admission Number:	20
No. of pupils on roll Jan 2014:	94
Total No. of Preferences for Sept 2014:	21
No. of 1st Preferences for Sept 2014:	14

Admission Policy for September 2015 (No. of pupils admitted in 2014 shown in brackets)

1. Children in Public Care.
2. Siblings. **(7)**
3. Home to school distance (measured in a straight line). **(7)**

Sheepscombe Primary School

Telephone: 01452 813852

Fax: n/a

Email: admin@sheepscombe.gloucs.sch.uk

Website: www.sheepscombe.co.uk

Headteacher: Mrs Sara Bennion

Address: Far End, Sheepscombe, Stroud, Gloucestershire GL6 7RL

Category of School:	Primary
Status of School:	Community
Age range:	4-11
Published Admission Number:	9
No. of pupils on roll Jan 2014:	41
Total No. of Preferences for Sept 2014:	12
No. of 1st Preferences for Sept 2014:	2

Admission Policy for September 2015 (No. of pupils admitted in 2014 shown in brackets)

1. Children in Public Care.
2. Siblings. **(0)**
3. Home to school distance (measured in a straight line). **(<5)**

Sherborne C of E Primary School

Telephone: 01451 844277

Headteacher: Mr Mike Pudifoot

Fax: n/a

Email: admin@sherborne.gloucs.sch.uk

Website: www.sherborne.gloucs.sch.uk

Address: Sherborne, Cheltenham, Gloucestershire GL54 3DH

Category of School:	Primary
Status of School:	Voluntary Controlled
Age range:	4-11
Published Admission Number:	8
No. of pupils on roll Jan 2014:	50
Total No. of Preferences for Sept 2014:	21
No. of 1st Preferences for Sept 2014:	9

Admission Policy for September 2015 (No. of pupils admitted in 2014 shown in brackets)

1. Children in Public Care.
2. Siblings. **(5)**
3. Home to school distance (measured in a straight line). **(<5)**

Shurdington C of E Primary School

Telephone: 01242 862420

Headteacher: Jonathon Millin

Fax: n/a

w.e.f. 01.09.2014

Email: admin@shurdington.gloucs.sch.uk

Website: www.shurdingtonprimary.ik.org

Address: Badgeworth Lane, Shurdington, Cheltenham, Gloucestershire GL51 4UQ

Category of School:	Primary
Status of School:	Voluntary Controlled
Age range:	4-11
Published Admission Number:	15
No. of pupils on roll Jan 2014:	114
Total No. of Preferences for Sept 2014:	38
No. of 1st Preferences for Sept 2014:	17

Admission Policy for September 2015 (No. of pupils admitted in 2014 shown in brackets)

1. Children in Public Care.
2. Siblings. **(9)**
3. Home to school distance (measured in a straight line). **(6)**

Siddington C of E Primary School

Telephone: 01285 652866

Headteacher: Mr Christian Connors

Fax: n/a

Email: admin@siddington.gloucs.sch.uk

Website: www.siddington.ik.org

Address: The Coach Road, Siddington, Cirencester, Gloucestershire GL7 6HL

Category of School:	Primary
Status of School:	Voluntary Controlled
Age range:	4-11
Published Admission Number:	12*
No. of pupils on roll Jan 2014:	57
Total No. of Preferences for Sept 2014:	22
No. of 1st Preferences for Sept 2014:	9

* PAN increase from 10 to 12 for September, 2015.

Admission Policy for September 2015 (No. of pupils admitted in 2014 shown in brackets)

1. Children in Public Care.
2. Siblings. **(5)**
3. Home to school distance (measured in a straight line). **(<5)**

Slimbridge Primary School

Telephone: 01453 890216

Fax: 01453 899085

Email: admin@slimbridge.gloucs.sch.uk

Website: www.slimbridgeprimaryschool.ik.org

Address: St John's Road, Slimbridge, Gloucestershire GL2 7DD

Headteacher: Mrs Alison Cooke

Category of School:	Primary
Status of School:	Community
Age range:	4-11
Published Admission Number:	15
No. of pupils on roll Jan 2014:	105
Total No. of Preferences for Sept 2014:	35
No. of 1st Preferences for Sept 2014:	8

Admission Policy for September 2015 (No. of pupils admitted in 2014 shown in brackets)

1. Children in Public Care.
2. Siblings. **(5)**
3. Home to school distance (measured in a straight line). **(7)**

Soudley Primary School

Telephone: 01594 822004

Fax: 01594 824022

Email: admin@soudley.gloucs.sch.uk

Website: www.soudleyschool.co.uk

Address: Church Road, Soudley, Gloucestershire GL14 2UA

Headteacher: Saron Hetenyi

Category of School:	Primary
Status of School:	Community
Age range:	4-11
Published Admission Number:	11
No. of pupils on roll Jan 2014:	77
Total No. of Preferences for Sept 2014:	21
No. of 1st Preferences for Sept 2014:	7

Admission Policy for September 2015 (No. of pupils admitted in 2014 shown in brackets)

1. Children in Public Care.
2. Siblings. **(6)**
3. Home to school distance (measured in a straight line). **(<5)**

Southrop C of E Primary School

Telephone: 01367 850246

Fax: 01367 850246

Email: admin@southrop.gloucs.sch.uk

Website: www.southrop.gloucs.sch.uk

Address: Southrop, Near Lechlade, Gloucestershire GL7 3NU

Headteacher: Mr A D Brown

Category of School:

Primary

Status of School:

Voluntary Controlled

Age range:

4-11

Published Admission Number:

8

No. of pupils on roll Jan 2014:

47

Total No. of Preferences for Sept 2014:

26

No. of 1st Preferences for Sept 2014:

6

Admission Policy for September 2015 (No. of pupils admitted in 2014 shown in brackets)

1. Children in Public Care.
2. Siblings. (<5)
3. Home to school distance (measured in a straight line). (<5)

Springbank Primary Academy

Telephone: 01242 527766

Fax: 01242 227481

Email: admin@springbankpri-ac.gloucs.sch.uk

Website: www.springbankprimaryacademy.org.uk

Address: Springbank Road, Cheltenham, Gloucestershire GL51 0PH

Headteachers: Mrs Claire Savory &
Mrs Shirley Clarke

Category of School:

Primary

Status of School:

Academy

Age range:

4-11

Published Admission Number:

60

No. of pupils on roll Jan 2014:

309

Total No. of Preferences for Sept 2014:

89

No. of 1st Preferences for Sept 2014:

44

Admission Policy for September 2015 (No. of pupils admitted in 2014 shown in brackets)

1. Children with Statements of Special Educational Needs where the school is named in the Statement.
2. A 'looked after child' or a child who was previously looked after but immediately after being looked after became subject to an adoption, residence or special guardianship order.
3. Children with a sibling attending the school at the time of application. For the purpose of this admissions policy the term 'sibling' refers to brother or sister, half brother or sister, adopted brother or sister, step brother or sister, foster brothers or sisters, or the child of the parent/carer's partner, and in every case, the child must be living in the same family unit at the same address, at the time of application. **(26)**
4. Children for whom only one particular school is appropriate due to an exceptional medical condition (to be supported by a written statement from the child's doctor that demonstrates a very specific connection between their medical need and the facilities or resources of this school). **(0)**
5. Children with the strongest geographical claim, measured in a straight line from the ordnance survey address point of the child's home address (including flats) to the ordnance survey address point of the school, using the Local Authority's computerised measuring system, with those living closer to the school receiving the higher priority. **(33)**

Supplementary Form Required? No.

St Andrew's C of E Primary School

Telephone: 01285 720427

Fax: n/a

Email: head@st-andrews.gloucs.sch.uk

Website: www.st-andrewsschool.co.uk

Address: School Lane, Chedworth, Cheltenham, Gloucestershire GL54 4AJ

Headteacher: Mrs Tina Buck

Category of School:	Primary
Status of School:	Voluntary Aided
Age range:	4-11
Published Admission Number:	12
No. of pupils on roll Jan 2014:	67
Total No. of Preferences for Sept 2014:	19
No. of 1st Preferences for Sept 2014:	11

Admission Policy for September 2015 (No. of pupils admitted in 2014 shown in brackets)

1. Children in Public Care (Looked after children). Our highest priority for admission must be given to looked after children or children who have previously been looked after but immediately after being looked after became subject to an adoption, residence or special guardianship order. A Looked after child is (a) in the care of the Local Authority, or (b) being provided with accommodation by the Local Authority in the exercise of their social service functions-see the definition in section 22(1) of the Children Act 1989.
2. Children who have a sibling attending the school and who will continue to do so when the younger child is admitted. A sibling is a brother or sister, adopted brother or sister, step brother or sister, or the child of a parent's/carer's partner, and in every case the child must be living in the same family unit at the same address. **(see school for figures)**
3. Children who live within the designated ecclesiastical boundaries of Chedworth and Yanworth as shown on the map in the office. **(see school for figures)**
4. Children for whom only one particular school is appropriate due to an exceptional medical condition. Applications under this criterion will only be considered if they are supported by a written statement from the child's doctor. This must demonstrate that there is a very specific connection between the medical need and the facilities or resources of the school concerned. **(see school for figures)**
5. Children with the strongest geographical claim, measured in a straight line from the Ordnance Survey address point of the child's home address (including flats) to the Ordnance Survey address point of the school, using the Local Authority's computerised measuring system, with those living closer to the school receiving higher priority. **(see school for figures)**

In the event of oversubscription and in the event of a tie break situation, where two or more children live an identical distance from the school, places will be offered to both children.

Supplementary Form Required? No.

St Anthony's School

Telephone: 01594 823558

Headteacher: Mrs J James

Fax: n/a

Email: admin@stanthonyschool.info

Website: www.stanthonyschool.info

Address: 93 Belle Vue Road, Cinderford, Gloucestershire GL14 2AA

Category of School:	Primary
Status of School:	Free School
Age range:	4-11
Published Admission Number:	17
No. of pupils on roll Jan 2014:	105
Total No. of Preferences for Sept 2014:	61
No. of 1st Preferences for Sept 2014:	30

Admission Policy for September 2015 (No. of pupils admitted in 2014 shown in brackets)

1. Looked after children (LAC) and previously looked after children (as per Section 1.7 of the School Admissions Code)
2. Children who will have one or more siblings at St. Anthony's at the point of admission. If the number of applicants in this category exceeds the available places, offers will be determined by random allocation. **(15)**
3. Catholic Children – up to 30% of available places in each class (rounded down to the nearest whole number) will be offered to Catholic children. If the number of applicants in this category exceeds the available places, offers will be determined by random allocation. **(2)**
4. Children of employees at St. Anthony's as described in the Process and Definitions section below. If the number of applicants in this category exceeds the available places, offers will be determined by random allocation. **(0)**
5. Up to 40% of the total number of available places (rounded up to the nearest whole number) will be allocated based on proximity to the school, with the closest prioritised over those further away. **(0)**

Definition of Sibling: For the purposes of admission, a child is a sibling if two or more children have at least one parent in common and/or reside at the same address as one another. Where a child has been legally adopted, he or she will be regarded as the sibling of any other children of the same legal guardian on the admission roll at the point of admission.

Children of staff: We will give priority to children of staff in either or both of the following circumstances:

- i. Where the member of staff has been employed at the school for two or more years at the time at which the application for admission to the school is made, and/or
- ii. The member of staff is recruited to fill a vacant post for which there is a demonstrable skill shortage.

Supplementary Form Required? Yes, contact the school.

St Briavel's Parochial C of E Primary School

Telephone: 01594 530428

Headteacher: Mr Ian Barkley

Fax: 01594 531025

Email: admin@st-briavels.gloucs.sch.uk

Website: www.stbriavelsprimaryschool.co.uk

Address: High Street, St Briavels, Lydney, Gloucestershire GL15 6TD

Category of School:	Primary
Status of School:	Voluntary Aided
Age range:	4-11
Published Admission Number:	20
No. of pupils on roll Jan 2014:	134
Total No. of Preferences for Sept 2014:	52
No. of 1st Preferences for Sept 2014:	22

Admission Policy for September 2015 (No. of pupils admitted in 2014 shown in brackets)

1. Children in Public Care (Looked After Children) or children who were previously looked after but immediately after being looked after became subject to an adoption, residence, or special guardianship order.
2. Children permanently residing in the Ecclesiastical and Local Authority Parishes of St. Briavels, Hewelsfield and Brockweir. (Map of these parishes can be found on the wall outside the School office). **(13)**
3. Children whose elder sibling will still be attending the school at the time the younger child is admitted. Sibling in this instance refers to a brother or sister, half-brother or sister, adopted brother or sister, step-brother or sister, or the child of the parent/carer's partner, and in every case, the child must be living in the same family unit at the same address. **(6)**
4. Children for whom only one particular school is appropriate due to an exceptional medical condition. Applications under this criterion will only be considered if they are supported by a written statement from the child's doctor. This must demonstrate that there is a very specific connection between the medical need and the facilities or resources of the school concerned. **(0)**
5. Children with the strongest geographical claim, measured in a straight line from the Ordnance Survey address point of the child's home address (including flats) to the Ordnance Survey address point of the school, using the Local Authority's computerised measuring system, with those living closer to the school receiving the higher priority. **(0)**

Supplementary Form Required? No.

St Catharine's Catholic Primary School

Telephone: 01386 840677

Headteacher: Mrs Joanne Welch

Fax: 01386 840677

Email: admin@st-catharines.gloucs.sch.uk

Website: www.stcatharines.org.uk

Address: Lower High Street, Chipping Campden, Gloucestershire GL55 6DZ

Category of School:	Primary
Status of School:	Voluntary Aided
Age range:	4-11
Published Admission Number:	20
No. of pupils on roll Jan 2014:	142
Total No. of Preferences for Sept 2014:	29
No. of 1st Preferences for Sept 2014:	16

Admission Policy for September 2015 (No. of pupils admitted in 2014 shown in brackets)

1. Children in care, who are baptised Catholics.
2. Children who are baptised Catholics and who live in the Parish of St Catharine's. **(see school for figures)**
3. Baptised Catholics who live outside the Parish of St Catharine's and who do not have a Catholic school serving the Parish in which they reside. **(see school for figures)**
4. Children in care who are not baptised Catholics.

5. Children who have a brother or sister at the School at the time of their admission. For the purpose of this admissions policy the term 'sibling' refers to brother or sister, half brother or sister, adopted brother or sister, step brother or sister, or the child of the parent/carer's partner, and in every case, the child must be living in the same family unit at the same address, at the time of application. **(see school for figures)**
6. Children of other Christian denominations who live within the parish of St Catharine's and whose parents' membership of their own churches is evidenced as described in Clause 3 of the policy. **(see school for figures)**
7. Catholic children not in categories 1, 2 or 3. **(see school for figures)**
8. Other children of Christian denominations, when supported by written evidence provided by appropriate Ministers. **(see school for figures)**
9. Children not in the above categories. **(see school for figures)**

Supplementary Form Required? Yes. Available from the school. To be returned to the school by 1st March 2015.

St David's Primary School

Telephone: 01608 650521

Headteacher: Faye Heming

Fax: n/a

Email: secretary@st-davids.gloucs.sch.uk

Website: www.stdavidsprimaryschool.co.uk

Address: East Street, Moreton-In-Marsh, Gloucestershire GL56 0LQ

Category of School:	Primary
Status of School:	Academy
Age range:	4-11
Published Admission Number:	45
No. of pupils on roll Jan 2014:	263
Total No. of Preferences for Sept 2014:	50
No. of 1st Preferences for Sept 2014:	31

Admission Policy for September 2015 (No. of pupils admitted in 2014 shown in brackets)

1. Children in Public Care - 'Looked After Children' and Adopted Children previously looked after/in care.
2. Children whose elder sibling still attends the school at the time the younger child is admitted and will continue to do so. Sibling in this instance refers to a brother or sister, half-brother or sister, adopted brother or sister, step-brother or sister, or the child of the parent/carer's partner, and in every case, the child must be living in the same family unit at the same address. **(17)**
3. Children of staff employed by the Governing Body of St. David's C of E Primary School, subject to the conditions detailed in guidance note 3. **(0)**
4. Children with the strongest geographical claim, measured in a straight line from the ordnance survey point of the child's home address (including flats) to a central point of the school, using the local authority's computerised measuring system, with those living close to the school receiving the higher priority. **(16)**

Where any particular category at points 1-3 is oversubscribed, criterion 4 (strongest geographical claim) will be used to determine which of the children is offered a place. In the event of a tie between two or more children when criterion 4 is applied, a process of random allocation will be followed.

Supplementary Form Required? No.

St Dominic's Catholic Primary School

Telephone: 01453 832682

Headteacher: Mrs Brieger Ward

Fax: 01453 833422

Email: admin@st-dominics.gloucs.sch.uk

Website: www.st-dominics.gloucs.sch.uk

Address: St Mary's Hill, Inchbrook, Stroud, Gloucestershire GL5 5HP

Category of School:	Primary
Status of School:	Academy
Age range:	4-11
Published Admission Number:	15
No. of pupils on roll Jan 2014:	101
Total No. of Preferences for Sept 2014:	33
No. of 1st Preferences for Sept 2014:	10

Admission Policy for September 2015 (No. of pupils admitted in 2014 shown in brackets)

1. Looked After Children or Previously Looked After Children who are baptised Catholics, and for whom a place is requested by the relevant person/authority.
2. Children who are baptised Catholics and who live in the parish of the Church of the Annunciation, Woodchester. A map of the parish is available from the school. (<5)
3. Baptised Catholic children who will have a sibling at the school at the time of their admission. (<5)
4. Baptised Catholics who live outside the parish of the Church of the Annunciation, Woodchester, and who do not have a Catholic primary school serving the parish in which they live. (0)
5. Other Looked After Children or Previously Looked After Children.
6. Children of baptised Catholic parents who live within the parish of the Church of the Annunciation, Woodchester. (<5)
7. Children who will have a sibling at the school at the time of their admission. (<5)
8. Children whose parent has been a member of staff for two or more years (at the time of admission application), or who fulfils a skills shortage. (0)
9. Children of other Christian denominations who live within the parish of the Church of the Annunciation, Woodchester. (<5)
10. Baptised Catholic children who live outside the parish of the Church of the Annunciation, Woodchester, and who fall outside Category 6.4 above. (<5)
11. Other children, not in the above categories. (<5)

In all categories, if the Planned Admission Number is reached and there are more applicants than places in each of the categories, priority will be given to children with the strongest geographical claim, measured in a straight line from the ordnance survey address point of the child's home address (including flats) to the ordnance survey address point of the school, using the Local Authority's computerised measuring system, with those living closer to the school receiving the higher priority.

Tiebreakers

In the event of a tie involving two or more children when applying the strongest geographical claim where there are not enough places available to offer all children a place at the school, priority will be given as follows:

- a. children who will have a sibling at the school at the time of their admission
- b. children of multiple births
- c. a process of random allocation will be followed by the Governing Body. The random allocation will be undertaken by an independent person, and will not be a governor or a member of staff.

Supplementary Form Required? Yes. Available from the school. To be returned to the school by 15th January 2014.

St James' & Ebrington C of E Primary School

Telephone: 01386 840634 (St James')

Headteacher: Mrs J Jonson

Fax: 01386 841877

Email: admin@st-james-ebington.gloucs.sch.uk

Website: www.stjamesandebingtonschool.org.uk

Address: Pear Tree Close, Chipping Campden, Gloucestershire GL55 6DB

Category of School:	Primary
Status of School:	Voluntary Aided
Age range:	4-11
Published Admission Number:	30
No. of pupils on roll Jan 2014:	200
Total No. of Preferences for Sept 2014:	44
No. of 1st Preferences for Sept 2014:	28

Admission Policy for September 2015 (No. of pupils admitted in 2014 shown in brackets)

1. Children in Public Care. (Looked after children). The highest priority for admission will be given to looked after children or children who were previously looked after but immediately after being looked after became subject to an adoption, residence, or special guardianship order.
2. Children with siblings registered at the Schools at the time of their admission. (The Local Authority defines a sibling as: a brother or sister, half brother or sister, adopted brother or sister, step brother or sister, or the child of the parent/carer's partner, and in every case, the child must be living in the same family unit at the same address). **(see school for figures)**
3. Children resident in the parishes shown on the map which can be viewed on request, at the Schools' Office. **(see school for figures)**
4. Children whose parent(s), at the time of admission, have been on the electoral roll of a parish within the Church of England for at least two years, and regularly worshipping there within this period. A letter will be sent to the church to confirm this. **(see school for figures)**

5. Children for whom only this particular school is appropriate due to an exceptional medical condition. Applications under this criterion will only be considered if they are supported by a written statement from the child's doctor. This must demonstrate that there is a very specific connection between the medical need and the facilities or resources of the Schools. **(see school for figures)**

In the event of over-subscription in any of the above categories, or to allocate any remaining places, the geographical distance from the centre of the preferred school (i.e. St. James' or Ebrington), measured in a straight line from the Ordnance Survey address point of the school to the Ordnance Survey address point of the schoolchild's home address (including flats), using the Local Authority's computerised measuring system, will be used to determine which child will be allocated a place and at which school, with those living closer to the school receiving the higher priority.

In the unlikely event that two or more applicants equally fulfil the Admission Criteria a ballot will be held.

Supplementary Form Required? No.

St James C of E Junior School

Telephone: 01452 520714

Fax: 01452 303384

Email: admin@st-james-jun.gloucs.sch.uk

Website: www.st-james-jun.gloucs.sch.uk

Address: Upton Street, Gloucester, Gloucestershire GL1 4JU

Headteacher: Mrs Angela Anderton
w.e.f. 01.09.2014

Category of School:	Junior
Status of School:	Voluntary Controlled
Age range:	7-11
Published Admission Number:	59
No. of pupils on roll Jan 2014:	174
Total No. of Preferences for Sept 2014:	61
No. of 1st Preferences for Sept 2014:	45

Admission Policy for September 2015 (No. of pupils admitted in 2014 shown in brackets)

1. Children in Public Care.
2. Children attending the companion infant school. **(42)**
3. Siblings attending the junior school. **(<5)**
4. Siblings attending the infant school. **(0)**
5. Home to school distances (measured in straight line). **(5)**

St James C of E Primary School

Telephone: 01242 516836

Fax: 01242 526254

Email: admin@st-james-pri.gloucs.sch.uk

Website: www.stjamesprimaryschool.ik.org

Address: Merestones Road, Cheltenham, Gloucestershire GL50 2RS

Headteacher: Mrs L Harford

Category of School:	Primary
Status of School:	Voluntary Controlled
Age range:	4-11
Published Admission Number:	60
No. of pupils on roll Jan 2014:	345
Total No. of Preferences for Sept 2014:	266
No. of 1st Preferences for Sept 2014:	85

Admission Policy for September 2015 (No. of pupils admitted in 2014 shown in brackets)

1. Children in Public Care.
2. Siblings. **(30)**
3. Home to school distance (measured in a straight line). **(29)**

St John's C of E Primary School (Cheltenham)

Telephone: 01242 523786

Fax: 01242 228881

Headteacher: Mrs Juliette Moxham

Email: admin@st-johns-pri.gloucs.sch.uk
Website: www.st-johns-pri.gloucs.sch.uk
Address: Albion Street, Cheltenham, Gloucestershire GL52 2SN

Category of School:	Primary
Status of School:	Voluntary Controlled
Age range:	4-11
Published Admission Number:	29
No. of pupils on roll Jan 2014:	191
Total No. of Preferences for Sept 2014:	99
No. of 1st Preferences for Sept 2014:	19

Admission Policy for September 2015 (No. of pupils admitted in 2014 shown in brackets)

1. Children in Public Care.
2. Siblings. **(12)**
3. Home to school distance (measured in a straight line). **(17)**

St John's C of E Primary Academy (Coleford)

Telephone: 01594 832046	Headteacher: Mrs Jan Wagstaff
Fax: 01594 832046	
Email: admin@st-johns.gloucs.sch.uk	
Website: www.sjacademy.co.uk	
Address: Bowens Hill Road, Coleford, Gloucestershire GL16 8DU	

Category of School:	Primary
Status of School:	Academy
Age range:	4-11
Published Admission Number:	30
No. of pupils on roll Jan 2014:	193
Total No. of Preferences for Sept 2014:	52
No. of 1st Preferences for Sept 2014:	31

Admission Policy for September 2015 (No. of pupils admitted in 2014 shown in brackets)

1. Children in Public Care (Looked After Children).
2. Children who will have siblings attending the school at the time the applicant child is admitted. A sibling is "a brother or sister, half-brother or sister, adopted brother or sister, step brother or sister, or the child of the parent's/carer's partner, and in every case, the child must be living in the same family unit at the same address. **(19)**
3. Children of paid employees at St John's C of E Academy. **(0)**
4. Children with the strongest geographical claim, measured in a straight line from the ordnance survey address point of the child's home address (including flats) to the ordnance survey address point of the school, using the Local Authority's computerised measuring system, with those living closer to the school receiving the higher priority. **(11)**

Where points 1 and 2 are oversubscribed, criterion 4 (strongest geographical claim based on straight line distance) will be used to determine which child is offered a place. In the event of a tie between two or more children when applying criterion 4 (strongest geographical claim based on straight line distance) where there are not enough places available to offer all children a place at the school, a process of random allocation will be followed by the Governing body.

Supplementary Form Required? No.

St Joseph's Catholic Primary School

Telephone: 01453 860311	Headteacher: Mrs Wendy D'Arcy
Fax: 01453 860311	
Email: admin@st-josephs.gloucs.sch.uk	
Website: www.st-josephs-nympsfield.org	
Address: Front Street, Nympsfield, Stonehouse, Gloucestershire GL10 3TY	

Category of School:	Primary
Status of School:	Voluntary Aided
Age range:	4-11
Published Admission Number:	29
No. of pupils on roll Jan 2014:	103

Total No. of Preferences for Sept 2014:	31
No. of 1st Preferences for Sept 2014:	15

Admission Policy for September 2015 (No. of pupils admitted in 2014 shown in brackets)

1. Looked after children and previously looked after children, who are Baptised Roman Catholics.
2. Other looked after children.
3. Children who are baptised Roman Catholics and who live in the parishes of St Joseph and St. Dominic. Maps of the parish boundaries are available on request from the school office. **(see school for figures)**
4. Baptised Roman Catholic children who live outside the parishes of St Joseph and St Dominic and who do not have a Catholic primary school serving the parish in which they live. **(see school for figures)**
5. Children of a baptised Roman Catholic parent(s) who live within the parishes of St Joseph and St Dominic. **(see school for figures)**
6. Children who will have a brother or a sister at the school at the time of their admission. For the purpose of this admissions policy the term 'sibling' refers to brother or sister, half brother or sister, adopted brother or sister, step brother or sister, or the child of the parent/carer's partner, and in every case, the child must be living in the same family unit at the same address, at the time of application. **(see school for figures)**
7. Children whose parent has been a member of staff for two or more years, or who fulfils a skills shortage. **(see school for figures)**
8. Children of other Christian faiths who live within the parish of St Joseph. **(see school for figures)**
9. Children of other Christian faiths who live within the parish of St Dominic and whose parents are members of their church and have the written support of their minister confirming that their practice and attendance at Acts of Worship conform to the requirements of their chosen denomination. **(see school for figures)**
10. Children who live outside the parishes of St Joseph and St Dominic and whose parents are members of their church and have the written support of their minister as in 8. **(see school for figures)**
11. Baptised Roman Catholic children who live outside the parishes of St Joseph and St Dominic and who fall outside Category 6 above. **(see school for figures)**
12. Other applicants not in the above categories. **(see school for figures)**

Where there is a claim to Roman Catholicism, **baptismal certificates** or other proof of authentic Roman Catholic faith, is required.

When applications within any category exceed the number of places available, priority will be given to:

- 2.1. Children who have a brother or sister at the school at the time of their admission.
- 2.2. Children who live nearest to the school using the LA standard definition, i.e. children with the strongest geographical claim, measured in a straight line from the Ordnance Survey point of the child's home address (including flats) to the Ordnance Survey point of the school, using the Local Authority's computerised measuring system, with those living closer to the school receiving higher priority.

In the event of a tie involving two or more children when applying the strongest geographical claim based on straight-line distance where there are not enough places available to offer all children a place at the school, a process of random allocation by the drawing of lots will be followed by the Governing Body, witnessed by an independent person.

Supplementary Form Required? Yes. Available from the school. To be returned to the school by 15th January 2015.

St Lawrence C of E Primary School

Telephone: 01367 252356

Fax: 01367 253128

Email: admin@st-lawrence.gloucs.sch.uk

Website: www.stlawrencelechlade.co.uk

Address: Wharf Lane, Lechlade, Gloucestershire GL7 3AU

Headteacher: Mr Gordon Soutar

w.e.f. 01.09.2014

Category of School:

Primary

Status of School:

Voluntary Aided

Age range:

4-11

Published Admission Number:

30*

No. of pupils on roll Jan 2014:

219

Total No. of Preferences for Sept 2014:

41

No. of 1st Preferences for Sept 2014:

29

*PAN reduced from 37 to 30 for September, 2015.

Admission Policy for September 2015 (No. of pupils admitted in 2014 shown in brackets)

1. Children in Care (Looked After Children including those subject to an adoption, residence, or special guardianship order).

2. Children with an authenticated medical reason for attending St Lawrence School. Applications under this criterion will only be considered if they are supported by a written statement from the child's doctor. This must demonstrate that there is a very specific connection between the medical need and the facilities or resources of the school concerned. **(see school for figures)**
3. Children living in the ecclesiastical parish of Lechlade (a map is available from the school office) who, during their reception year, will have older siblings attending the school. **(see school for figures)**
4. Other children living in the ecclesiastical parish of Lechlade (a map is available from the school office). **(see school for figures)**
5. Children not living in the ecclesiastical parish of Lechlade who, during their reception year, will have older siblings attending the school. **(see school for figures)**
6. Children not living in the ecclesiastical parish of Lechlade. **(see school for figures)**

Tie-breaker

In the event of over-subscription in any of the above categories, places will be allocated on the basis of children with the strongest geographical claim, measured in a straight line from the ordnance survey address point of the child's home address (including flats) to the ordnance survey address point of the school. In the event that two or more children live the same distance away from the school, places will be decided by random allocation. Where twins or children from multiple births are part of a random allocation process they will be considered as one applicant if the number of available places allows.

Definition of sibling

We define siblings as a brother or sister, half-brother or sister, adopted brother or sister, step brother or sister, or the child of the parent's/carer's partner, and in every case, the child must be living in the same family unit at the same address.

Supplementary Form Required? No.

St Mark's C of E Junior School

Telephone: 01242 702280

Headteacher: Mrs Lynne Bailey

Fax: 01242 702280

Email: admin@st-marks.gloucs.sch.uk

Website: www.stmarksjunior.com

Address: Robert Burns Avenue, Benhall, Cheltenham, Gloucestershire GL51 6NU

Category of School:

Junior

Status of School:

Voluntary Aided

Age range:

7-11

Published Admission Number:

60

No. of pupils on roll Jan 2014:

238

Total No. of Preferences for Sept 2014:

68

No. of 1st Preferences for Sept 2014:

61

Admission Policy for September 2015 (No. of pupils admitted in 2014 shown in brackets)

1. Looked after children or children who were previously looked after, but immediately after being looked after, became subject to an adoption, residence, or special guardianship order.
2. Where the child will have at least one sibling still attending St Mark's C.E Junior School when the younger child is admitted. For the purpose of this admissions policy the term 'sibling' refers to brother or sister, half brother or sister, adopted brother or sister, step brother or sister, or the child of the parent/carer's partner, and in every case, the child must be living in the same family unit at the same address, at the time of application. **(20)**
3. Children who will have siblings attending Benhall Infant School at the time the applicant child is admitted. **(0)**
4. Where the family have active connections within St Mark's C.E group of churches. **(0)**
5. Where the child is attending Benhall Infant School at the time of transfer. **(38)**
6. Where there are medical grounds (supported by a doctors certificate) for admitting the child. **(0)**
7. Children with the strongest geographical claim, measured in a straight line from the ordnance survey address point of the child's home address (including flats) to the ordnance survey address point of the school, using the Local Authority's computerised measuring system, with those living closer to the school receiving the higher priority. **(2)**

Supplementary Form Required? Yes – Minister support form. Available from Debi Manners, school office or school's website. To be returned to the school by 15th January 2015.

St Mary's C of E Infant School (Prestbury)

Telephone: 01242 244054

Headteacher: Miss A Fitzpatrick

Fax: 01242 244054

Email: admin@st-marys-prestbury-inf.gloucs.sch.uk

Website: www.stmarysceinf-prestbury.co.uk

Address: Bouncer's Lane, Prestbury, Cheltenham, Gloucestershire GL52 5JB

Category of School:	Infant
Status of School:	Voluntary Aided
Age range:	4-7
Published Admission Number:	60
No. of pupils on roll Jan 2014:	181
Total No. of Preferences for Sept 2014:	153
No. of 1st Preferences for Sept 2014:	73

Admission Policy for September 2015 (No. of pupils admitted in 2014 shown in brackets)

1. Children in Public Care (Looked After Children). (See Additional Notes)
2. Children with a brother or sister who will still be attending St. Mary's C of E Infant or Junior schools at the time of Reception admission. (The older child must be continuing to attend either school when the younger child is admitted.) NB. We follow the Local Authority definition of a sibling as "a brother or sister, half brother or sister, adopted brother or sister, step brother or sister or the child of the parent/carer's partner as well as children brought together by a same sex civil partnership. In every case, the child must be living in the same family unit at the same address." **(28)**
3. Children of staff working at St. Mary's C of E Infant School at the time of admission. (See Additional Notes). **(0)**
4. Children of parents who live in the ecclesiastical parish of Prestbury (a map of the parish is available in the school office) of whom at least one parent is on the electoral roll of either St. Mary's or St. Nicolas' churches, Prestbury or on the membership roll of Prestbury URC and has attended an act of Sunday worship at any of these churches at least once a month during 2 years prior to the Local Authority closing date for applications. **(13)**
5. Children of parents who live in the ecclesiastical parish of Prestbury with the strongest geographical claim, measured in a straight line from the Ordnance Survey Address point of the child's permanent home address (including flats), to the Ordnance Survey address point of the school, using the Local Authority's computerised measuring system; with those living closer to the school receiving the higher priority. **(18)**
6. Children who live outside the ecclesiastical parish of Prestbury and have the strongest geographical claim measured in a straight line from the Ordnance Survey Address Point of the child's permanent home address (including flats); to the Ordnance Survey address point of the school, using the Local Authority's computerised measuring system; with those living closer to the school receiving the higher priority. **(0)**

In the event of oversubscription in any of the above criteria, places will be allocated to children with the strongest geographical claim, measured in a straight line from the Ordnance Survey Address Point of the child's permanent home address (including flats), to the Ordnance Survey address point of the school, using the Local Authority's computerised measuring system; with those living closer to the school receiving the higher priority.

In the event that two or more children have the same distance measurement, a process of random allocation will be followed by the Governing Body and overseen by an independent observer.

Supplementary Form Required? Yes, under criterion 4, a minister's letter of support is required. Available from a member of the clergy. To be returned to the school by 15th January 2015.

St Mary's C of E Junior School (Prestbury)

Telephone: 01242 244387

Fax: n/a

Email: admin@st-marys-prestbury-jun.gloucs.sch.uk

Website: www.prestburystmarys.co.uk

Address: Bouncers Lane, Prestbury, Cheltenham, Gloucestershire GL52 5JB

Category of School:	Junior
Status of School:	Voluntary Aided
Age range:	7-11
Published Admission Number:	60
No. of pupils on roll Jan 2014:	240
Total No. of Preferences for Sept 2014:	70
No. of 1st Preferences for Sept 2014:	64

Admission Policy for September 2015 (No. of pupils admitted in 2014 shown in brackets)

1. Children in public care (Looked After Children).
2. Children already attending St Mary's C of E Infant School. **(60)**

3. Children with a brother or sister who will still be attending school at St. Mary's C of E Infant or Prestbury St Mary's C of E Junior schools at the time of admission. (The other child must be continuing to attend either school when the sibling is admitted.) **(0)**
4. Children of parents who live in the ecclesiastical parish of Prestbury (a map of the parish is available in the school office) of whom at least one parent is on the electoral roll of either St. Mary's or St. Nicolas' churches, Prestbury or on the membership role of Prestbury URC and has attended an act of Sunday worship at any of these churches at least once a month during 2 years prior to the Local Authority closing date for applications. (See Additional Notes). **(0)**
5. Children of parents who live in the ecclesiastical parish of Prestbury with the strongest geographical claim, measured in a straight line from the 'Ordnance Survey Address Point' of the child's home address (including flats), to the 'Ordnance Survey Address Point' of the school, using the Local Authority's computerised measuring system, with those living closer to the school receiving the higher priority. **(0)**
6. Children who live outside the ecclesiastical parish of Prestbury and have the strongest geographical claim as measured in a straight line from the 'Ordnance Survey Address Point' of the child's home address (including flats), to the 'Ordnance Survey Address Point' of the school, using the Local Authority's computerized measuring system, with those living closer to the school receiving the higher priority. **(0)**

In the event of oversubscription in any of the above criteria, places will be allocated to children who have the strongest geographical claim, measured in a straight line from the 'Ordnance Survey Address Point' of the child's home address (including flats), to the 'Ordnance Survey Address Point' of the school, using the Local Authority's computerized measuring system, with those living closer to the school receiving the higher priority.

In the event that two or more children have the same distance measurement, a process of random allocation will be followed by the Governing body.

Supplementary Form Required? No.

St Mary's C of E Primary School

Telephone: 01666 502275

Headteacher: Mrs Jo Woolley

Fax: n/a

Email: admin@st-marys-tetbury.gloucs.sch.uk

Website: www.stmarystetbury.com

Address: St Mary's Road, Tetbury, Gloucestershire GL8 8BW

Category of School:	Primary
Status of School:	Voluntary Aided
Age range:	4-11
Published Admission Number:	60
No. of pupils on roll Jan 2014:	277
Total No. of Preferences for Sept 2014:	50
No. of 1st Preferences for Sept 2014:	46

Admission Policy for September 2015 (No. of pupils admitted in 2014 shown in brackets)

1. Children in Public Care (Looked After Children) or children who were previously looked after, but immediately after became subject to an adoption, residence or special guardianship order.
2. Children who have a sibling attending the school and who will continue to do so when the younger child is admitted. As a school we have adopted the definition of sibling as per the LA definition which reads "a brother or sister, half-brother or sister, adopted brother or sister, step brother or sister, or the child of the parent's/carer's partner, and in every case, the child must be living in the same family unit at the same address." **(see school for figures)**
3. Christian families who live within "Tetbury Town Boundary". **(see school for figures)**
4. Families who live within "Tetbury Town Boundary". **(see school for figures)**
5. Christian families who live within the "Tetbury Catchment Area" (but outside the Tetbury Town Boundary). **(see school for figures)**
6. Families who live within the "Tetbury Catchment Area" (but outside the Tetbury Town Boundary). **(see school for figures)**
7. Christian families who live outside the Tetbury Catchment Area. **(see school for figures)**
8. "Children for whom only one particular school is appropriate due to an exceptional medical condition. Applications under this criterion will only be considered if they are supported by a written statement from the child's doctor. This must demonstrate that there is a very specific connection between the medical need and the facilities or resources of the school concerned." **(see school for figures)**
9. Children with the strongest geographical claim, measured in a straight line from the ordnance survey point of the child's home address (including flats) to the ordnance survey point of the school, using the Local Authority's computerised measuring system, with those living closer to the school receiving higher priority. **(see school for figures)**

Supplementary Form Required? No.

St Mary's Catholic Primary Academy

Telephone: 01452 714053

Headteacher: Mr Liam Jordan

Fax: n/a

Email: admin@st-marys-churchdown.gloucs.sch.uk

Website: www.st-marys-churchdown.gloucs.sch.uk

Address: Cheltenham Road East, Churchdown, Gloucester, Gloucestershire GL3 1HU

Category of School:	Primary
Status of School:	Academy
Age range:	4-11
Published Admission Number:	30
No. of pupils on roll Jan 2014:	209
Total No. of Preferences for Sept 2014:	88
No. of 1st Preferences for Sept 2014:	42

Admission Policy for September 2015 (No. of pupils admitted in 2014 shown in brackets)

1. Looked After Catholic Children for whom a place is requested by the Local Education Authority.
2. Baptised** Catholic children who live in the parishes of Our Lady's or St. Patrick's. **(23)**
3. Baptised** Catholics from other parishes whose families have chosen to fulfil the Catholic obligation of Sunday Mass at least once a month at Our Lady's or St Patrick's and have done so for more than six months*** prior to consideration of the application (as verified by the Parish Priest). **(7)**
4. Baptised** Catholic children from other parishes. **(0)**
5. Looked After* children for whom a place is requested by the Local Education Authority.
6. Children who have a sibling at the school at the time the child would commence school and who will continue to do so when the younger child is admitted. The term sibling refers to brothers and sisters who share one natural parent, step brother or sister, or have been legally adopted or fostered into the family. In all cases the child in question must be living in the same family unit at the same address. **(0)**
7. Children of Catholic parents** who live in the parishes of Our Lady's or St. Patrick's. **(0)**
8. Children of Catholic parents** who live in other parishes. **(0)**
9. Baptised** Child of another Christian faith whose parents wish their child to attend St Mary's School. **(0)**
10. Other applicants not in the above categories **(0)**

**Evidence of Baptism in the form of a baptismal certificate or letter of confirmation from Parish Priest / Minister is required.

***Baptised Catholics whose families have chosen to fulfil the Roman Catholic obligation of Sunday Mass more than once a month at Our Lady's or St Patrick's who have moved to the area less than six months prior to consideration of the application and whose Mass attendance at their previous parish is verified by their former Parish Priest will also be ranked in this category.

In order to ensure that all applications are placed in the correct admissions category and ranked correctly, parents are requested to complete a 'Supplementary Information Form'. Completion of this form is not statutory and does not affect the right of parents to apply for a school place.

Tie breaker

In the eventuality that there are a number of pupils in the same admissions category (who live the same Geographical distance from the school and for whom St Mary's is their nearest Catholic School) but not enough places available to admit all the pupils in that category then a 'tie breaker' situation will apply. Names will be drawn at random using a raffle ticket draw system (corresponding to the places available) from the pupils applying, by the Chair of Governors. The administration of the 'draw' will be monitored by a nominated independent person from the local council. The LA will be notified of the outcome of the tie breaker and they will in turn notify parents.

Supplementary Form Required? Yes. Available from the school office or website. To be returned to the school by 15th January 2015.

St Matthew's C of E Primary School

Telephone: 01453 764705

Headteacher: Mrs Gina Thomson

Fax: 01453 764705

w.e.f. 01.01.2015

Email: admin@st-matthews.gloucs.sch.uk

Website: www.st-matthews.gloucs.sch.uk

Address: Church Road, Cainscross, Stroud, Gloucestershire GL5 4JE

Category of School:	Primary
Status of School:	Voluntary Aided
Age range:	4-11

Published Admission Number:	30
No. of pupils on roll Jan 2014:	209
Total No. of Preferences for Sept 2014:	81
No. of 1st Preferences for Sept 2014:	28

Admission Policy for September 2015 (No. of pupils admitted in 2014 shown in brackets)

1. Children in public care.
2. Children who have a sibling attending the school and who will continue to do so when the younger child is admitted. **(11)**
3. Children of families who live in the ecclesiastical parishes (a map of which is held within school if required) of Cainscross whose parents have active connections with St Matthew's Church, Cainscross. **(<5)**
4. Children of families who live in the ecclesiastical parish of Cainscross whose parents have active connections with other local churches.
5. Children of families who live within the ecclesiastical parish of Cainscross with the strongest geographical claim, measured in a straight line using Ordnance Survey Points of the child's home address (including flats) and the school, with those living closer to the school receiving higher priority. **(17)**
6. Children of families living outside the ecclesiastical parish of Cainscross whose parents have active connections with the Anglican Church. **(0)**
7. Children of families living outside the ecclesiastical parish of Cainscross whose parents have active connections with another church. **(0)**
8. If over-subscription occurs with any of the above criteria the remaining places will be offered to children with the strongest geographical claim, measured in a straight line from the child's home address (including flats) to the school, using Ordnance Survey Points, with those living closer to the school receiving higher priority. **(0)**
9. In the event of a tie involving two or more children when applying the strongest geographical claim based on straight-line distance where there are not enough places available to offer all children a place at the school, a process of random allocation will be followed by the Governing Body. **(0)**

Active connections means being on the electoral or membership roll of the church or being a regular communicant of the church e.g. attended the principal act of worship on a Sunday at least once a month on average during the two years prior to consideration of the application.

Supplementary Form Required? Yes. Available from the school. To be returned to the school office by 15th January 2015.

St Paul's C of E Primary School

Telephone: 01452 521872

Fax: 01452 385847

Email: admin@st-pauls.gloucs.sch.uk

Website: www.st-pauls.gloucs.sch.uk

Address: New Street, Gloucester, Gloucestershire GL1 5BD

Headteacher: Mrs Stephanie Matthews

Category of School:

Primary

Status of School:

Voluntary Controlled

Age range:

4-11

Published Admission Number:

30

No. of pupils on roll Jan 2014:

174

Total No. of Preferences for Sept 2014:

63

No. of 1st Preferences for Sept 2014:

27

Admission Policy for September 2015 (No. of pupils admitted in 2014 shown in brackets)

1. Children in Public Care.
2. Siblings. **(10)**
3. Home to school distance (measured in a straight line). **(20)**

St Peter's Catholic Primary School

Telephone: 01452 524792

Fax: n/a

Email: admin@st-peters-pri.gloucs.sch.uk

Website: www.st-peters-pri.gloucs.sch.uk

Address: Horton Road, Gloucester, Gloucestershire GL1 3PY

Headteacher: Mrs C Baron

Category of School:

Primary

Status of School:	Voluntary Aided
Age range:	4-11
Published Admission Number:	60
No. of pupils on roll Jan 2014:	421
Total No. of Preferences for Sept 2014:	154
No. of 1st Preferences for Sept 2014:	78

Admission Policy for September 2015 (No. of pupils admitted in 2014 shown in brackets)

1. Children in Care who are baptised Catholics.
2. Children who are Baptised Catholics and who live in the parishes of St Peter, Gloucester; St Augustine, Matson; English Martyrs, Tuffley and Our Lady, Newent. **(see school for figures)**
3. Baptised Catholic children who live outside the parishes of St Peter, Gloucester; St Augustine, Matson; English Martyrs, Tuffley and Our Lady, Newent. **(see school for figures)**
4. Other Children in Care for whom a place is requested by the relevant person/authority. **(see school for figures)**
5. Children of Catholic parent/parents who live within the above mentioned parishes. **(see school for figures)**
6. Children who will have a brother or a sister at the school at the time of their admission. For the purpose of this admissions policy the term 'sibling' refers to brother or sister, half brother or sister, adopted brother or sister, step brother or sister, or the child of the parent/carer's partner, and in every case, the child must be living in the same family unit at the same address, at the time of application. **(see school for figures)**
7. Children of other Christian denominations who live within the above mentioned parishes and whose parents are members of their church and have the written support of their minister.
8. Other applicants. **(see school for figures)**

In Categories 1, 2, 3, a copy of the child's baptismal certificate must be provided with the school information form. In category 5 a copy of the parent/parents baptism certificate must be provided.

A map of the parishes of St Peter, Gloucester; St Augustine, Matson English Martyrs, Tuffley and Our Lady, Newent is available at the school.

Supplementary Form Required? Yes. Available from the school office. To be returned to the school by 22nd January 2015.

St Thomas More Catholic Primary School

Telephone: 01242 513339

Headteacher: TBA

Fax: 01242 257402

Email: admin@st-thomasmore.gloucs.sch.uk

Website: www.st-thomasmoresch.gloucs.uk

Address: Lewis Road, Hesters Way, Cheltenham, Gloucestershire GL51 0HZ

Category of School:	Primary
Status of School:	Voluntary Aided
Age range:	4-11
Published Admission Number:	30
No. of pupils on roll Jan 2014:	153
Total No. of Preferences for Sept 2014:	64
No. of 1st Preferences for Sept 2014:	35

Admission Policy for September 2015 (No. of pupils admitted in 2014 shown in brackets)

1. Looked After and Previously Looked After children who are baptised Catholics.
2. Baptised Catholic children who live in the parish of St. Thomas More. **(see school for figures)**
3. Baptised Catholic children who live outside the parish of St. Thomas More and who do not have a Catholic primary school serving the parish in which they live. **(see school for figures)**
4. Looked After and Previously Looked After children for whom a place is requested by the Local Authority. **(see school for figures)**
5. Children of Catholic parents who live in the parish of St. Thomas More. **(see school for figures)**
6. Children who have a sibling attending the school at the time of their Admission. For the purpose of this admission policy the term "sibling" refers to a brother or sister, half-brother or sister, adopted brother or sister, stepbrother or sister, or the child of a parent's/carer's partner, and in every case, the child must be living in the same family unit at the same address. **(see school for figures)**
7. Baptised or equivalent children of another Christian denomination from a recognised Christian church. A copy of your son's / daughter's Baptism or Christening certificates will be requested. **(see school for figures)**
8. Baptised Catholic children who live outside the parish of St. Thomas More and fall outside category 3 above. **(see school for figures)**

9. Any other applicants not in the above categories. **(see school for figures)**

In categories 1, 2, 3, 5 & 8 baptismal certificates should be available for inspection by the due date for application. The 2013 admissions included 41% Catholic children, 27% Church of England children and 32% of other or no faith.

Supplementary Form Required? Yes. Available from the school. To be returned to the school by 15th January 2015.

St White's Primary School

Telephone: 01594 822311

Headteacher: Mr Gary Law

Fax: 01594 822578

Email: admin@st-whites.gloucs.sch.uk

Website: www.st-whites.org

Address: St White's Road, Cinderford, Gloucestershire GL14 3DH

Category of School:	Primary
Status of School:	Community
Age range:	4-11
Published Admission Number:	45
No. of pupils on roll Jan 2014:	273
Total No. of Preferences for Sept 2014:	70
No. of 1st Preferences for Sept 2014:	41

Admission Policy for September 2015 (No. of pupils admitted in 2014 shown in brackets)

1. Children in Public Care.
2. Siblings. **(18)**
3. Home to school distance (measured in a straight line). **(27)**

Staunton & Corse C of E Primary School

Telephone: 01452 840240

Headteacher: Mrs J Dwight

Fax: n/a

Email: admin@stauntoncorse.gloucs.sch.uk

Website: www.stauntoncorse.ik.org

Address: Gloucester Road, Staunton, Corse, Gloucester, Gloucestershire GL19 3RA

Category of School:	Primary
Status of School:	Academy
Age range:	4-11
Published Admission Number:	18*
No. of pupils on roll Jan 2014:	96
Total No. of Preferences for Sept 2014:	31
No. of 1st Preferences for Sept 2014:	20

*PAN increased from 15 to 18 for September 2015.

Admission Policy for September 2015 (No. of pupils admitted in 2014 shown in brackets)

1. Children in care (looked after children), or to children who were previously looked after, but immediately after being looked after became subject to an adoption, residence, or special guardianship order.
2. Children, who live in the ecclesiastical parishes of Staunton and Corse, wanting to join siblings already attending the School and whose siblings will continue to be in attendance when the younger child is admitted. A map showing the boundaries of the ecclesiastical parishes is available for inspection at the School if necessary. **(see school for figures)**
3. Children living in the ecclesiastical parishes of Staunton and Corse. **(see school for figures)**
4. Children for whom only one particular school is appropriate due to an exceptional medical condition. Applications under this criterion will only be considered if they are supported by a written statement from the child's doctor. This must demonstrate that there is a very specific connection between the medical need and the facilities or resources of this school. **(see school for figures)**
5. Children, who live outside the ecclesiastical parishes of Staunton and Corse, wanting to join siblings** already attending the School and whose siblings will continue to be in attendance when the younger child is admitted. For the purposes of this admissions policy the term 'sibling' **(see school for figures)**
6. Any other children. **(see school for figures)**

If the number of places available is exceeded in any category by children wishing to attend the school, then available

places in that category will be allocated by the Governors to children with the strongest geographical claim, measured in a straight line from the Ordnance Survey address point of the child's home address (including flats) to the Ordnance Survey address point of the school, using the Local Authority's computerised measuring system, with those living closer to the school receiving higher priority.

Supplementary Form Required? No.

Steam Mills Primary School

Telephone: 01594 822567

Fax: n/a

Email: admin@steammills.gloucs.sch.uk

Website: www.steammillsprimary.co.uk

Address: Steam Mills, Cinderford, Gloucestershire GL14 3JD

Headteacher: Marcella Scoles

Category of School:	Primary
Status of School:	Community
Age range:	4-11
Published Admission Number:	17
No. of pupils on roll Jan 2014:	116
Total No. of Preferences for Sept 2014:	92
No. of 1st Preferences for Sept 2014:	30

Admission Policy for September 2015 (No. of pupils admitted in 2014 shown in brackets)

1. Children in Public Care.
2. Siblings. **(9)**
3. Home to school distance (measured in a straight line). **(8)**

Stone with Woodford C of E Primary School

Telephone: 01454 260309

Fax: 01454 260309

Email: admin@stone-with-woodford.gloucs.sch.uk

Website: www.stone-with-woodford.gloucs.sch.uk

Address: Stone, Berkeley, Gloucestershire GL13 9JX

Headteacher: Mrs Kim McCalmont

Category of School:	Primary
Status of School:	Academy
Age range:	4-11
Published Admission Number:	15
No. of pupils on roll Jan 2014:	82
Total No. of Preferences for Sept 2014:	24
No. of 1st Preferences for Sept 2014:	10

Admission Policy for September 2015 (No. of pupils admitted in 2014 shown in brackets)

1. Children in Public Care -Looked After Children.
2. Children who will have siblings attending the school at the time the applicant child is admitted. Sibling refers to a brother or sister, half brother or sister, adopted brother or sister, step brother or sister, or the child of the parent/carer's partner as well as children brought together by a same sex civil partnership. In every case, the child must be living in the same family unit at the same address. **(6)**
3. Children for whom only one particular school is appropriate due to an exceptional medical condition. Applications under this criterion will only be considered if they are supported by a written statement from the child's doctor. This must demonstrate that there is a very specific connection between the medical need and the facilities or resources of the school concerned. **(0)**
4. Children with the strongest geographical claim, measured, using Ordnance Survey points, in a straight line from the central point of the child's home address (including flats) to the point of the school, using the Local Authority's computerised measuring system, with those living closer to the school receiving the higher priority. **(5)**

Where any particular category at points 1-3 above is oversubscribed, criterion 4 (strongest geographical claim based on straight line distance) will be used to determine which child is offered a place.

In the event of a tie between two or more children when applying criterion 4 (strongest geographical claim based on straight line distance) where there are not enough places available to offer all children a place at the school, a process of

random allocation will be followed by the school.

Supplementary Form Required? No.

Stow-on-the-Wold Primary School

Telephone: 01451 830784

Headteacher: Mrs Rebecca Scutt

Fax: n/a

Email: admin@stow-on-the-wold.gloucs.sch.uk

Website: www.stowprimaryschool.co.uk

Address: St. Edward's Drive, Stow-on-the-Wold, Gloucestershire GL54 1AW

Category of School:	Primary
Status of School:	Community
Age range:	4-11
Published Admission Number:	20*
No. of pupils on roll Jan 2014:	116
Total No. of Preferences for Sept 2014:	36
No. of 1st Preferences for Sept 2014:	20

* Additional child allocated due to local demand

Admission Policy for September 2015 (No. of pupils admitted in 2014 shown in brackets)

1. Children in Public Care.
2. Siblings. **(9)**
3. Home to school distance (measured in a straight line). **(12)**

Stratton C of E Primary School

Telephone: 01285 653431

Headteacher: Mrs Towler

Fax: n/a

Email: admin@stratton.gloucs.sch.uk

Website: www.stratton.gloucs.sch.uk

Address: Thessaly Gate, Cirencester, Gloucestershire GL7 2NG

Category of School:	Primary
Status of School:	Voluntary Controlled
Age range:	4-11
Published Admission Number:	30
No. of pupils on roll Jan 2014:	215
Total No. of Preferences for Sept 2014:	83
No. of 1st Preferences for Sept 2014:	25

Admission Policy for September 2015 (No. of pupils admitted in 2014 shown in brackets)

1. Children in Public Care.
2. Siblings. **(10)**
3. Home to school distance (measured in a straight line). **(20)**

Stroud Valley Community Primary School

Telephone: 01453 764400

Headteacher: Miss Debbie Sleep

Fax: n/a

Email: admin@stroudvalley.gloucs.sch.uk

Website: www.stroudvalleyschool.co.uk

Address: Castle Street, Stroud, Gloucestershire GL5 2HP

Category of School:	Primary
Status of School:	Community
Age range:	4-11
Published Admission Number:	37
No. of pupils on roll Jan 2014:	239
Total No. of Preferences for Sept 2014:	84
No. of 1st Preferences for Sept 2014:	37

Admission Policy for September 2015 (No. of pupils admitted in 2014 shown in brackets)

1. Children in Public Care.
2. Siblings. **(17)**
3. Home to school distance (measured in a straight line). **(20)**

Swell C of E Primary School federated with Longborough C of E

Telephone: 01451 830707

Headteacher: Mrs Clare Fisher

Fax: n/a

Email: admin@swellcofe.gloucs.sch.uk

Website: www.swellcofe.gloucs.sch.uk

Address: Lower Swell, Cheltenham, Gloucestershire GL54 1LH

Category of School:

Primary

Status of School:

Voluntary Controlled

Age range:

4-11

Published Admission Number:

8

No. of pupils on roll Jan 2014:

43

Total No. of Preferences for Sept 2014:

20

No. of 1st Preferences for Sept 2014:

3

Admission Policy for September 2015 (No. of pupils admitted in 2014 shown in brackets)

1. Children in Public Care.
2. Siblings. **(<5)**
3. Home to school distance (measured in a straight line). **(5)**

Swindon Village Primary School

Telephone: 01242 690016

Headteacher: Mr Jonathan Dyer

Fax: 01242 690017

Email: admin@swindonvillage.gloucs.sch.uk

Website: www.swindonvillage.co.uk

Address: Church Road, Swindon Village, Cheltenham, Gloucestershire GL51 9QP

Category of School:

Primary

Status of School:

Foundation

Age range:

4-11

Published Admission Number:

60

No. of pupils on roll Jan 2014:

401

Total No. of Preferences for Sept 2014:

152

No. of 1st Preferences for Sept 2014:

75

Admission Policy for September 2015 (No. of pupils admitted in 2014 shown in brackets)

1. A 'looked after child' or a child who was previously looked after but immediately after being looked after became subject to an adoption, residence, or special guardianship order.
2. Children who have a sibling attending the school and who will continue to do so when the younger child is admitted. We define siblings as: a brother or sister, half-brother or sister, adopted brother or sister, step brother or sister, or the child of the parent's/carer's partner, and in every case, the child must be living in the same family unit at the same address, at the time of application. **(25)**
3. Children with the strongest geographical claim, measured in a straight line from the ordnance survey address point of the child's home address (including flats) to the ordnance survey address point of the school, using the Local Authority's computerised measuring system, with those living closer to the school receiving the higher priority. **(35)**

Tie break

Where oversubscription is still the case, having applied criteria 1-2, then criterion 3 (strongest geographical claim based on straight line distance) will be used to determine which child is offered a place. In the event of a tie between two or more children when applying criterion 3 (strongest geographical claim based on straight line distance) where there are not enough places available to offer all children a place at the school, a process of random allocation (i.e. drawing of lots) will be followed by the Governing Body. Where twins or children from multiple births are part of this process, they will be considered as one applicant.

Supplementary Form Required? No.

Temple Guiting C of E Primary School

Telephone: 01451 850304

Headteacher: Mr David Ogden

Fax: n/a

Email: admin@templeguiting.gloucs.sch.uk

Website: www.templeguiting.gloucs.sch.uk

Address: Temple Guiting, Cheltenham, Gloucestershire GL54 5RW

Category of School:	Primary
Status of School:	Voluntary Controlled
Age range:	4-11
Published Admission Number:	15
No. of pupils on roll Jan 2014:	66
Total No. of Preferences for Sept 2014:	30
No. of 1st Preferences for Sept 2014:	13

Admission Policy for September 2015 (No. of pupils admitted in 2014 shown in brackets)

1. Children in Public Care.
2. Siblings. (<5)
3. Home to school distance (measured in a straight line). (13)

Tewkesbury C of E Primary School

Telephone: 01684 292309

Headteacher: Mrs Carolyn Scott

Fax: 01684 292681

Email: admin@tewkesbury-pri.gloucs.sch.uk

Website: www.tewkesbury-primary.co.uk

Address: Chance Street, Tewkesbury, Gloucestershire GL20 5RQ

Category of School:	Primary
Status of School:	Voluntary Controlled
Age range:	4-11
Published Admission Number:	60
No. of pupils on roll Jan 2014:	411
Total No. of Preferences for Sept 2014:	148
No. of 1st Preferences for Sept 2014:	62

Admission Policy for September 2015 (No. of pupils admitted in 2014 shown in brackets)

1. Children in Public Care.
2. Siblings. (32)
3. Home to school distance (measured in a straight line). (28)

Thrupp Primary School

Telephone: 01453 883586

Headteacher: Mrs June Pritchard

Fax: 01453 886205

Email: admin@thrupp.gloucs.sch.uk

Website: www.thrupp.uk.org

Address: Thrupp Lane, Stroud, Gloucestershire GL5 2EN

Category of School:	Primary
Status of School:	Community
Age range:	4-11
Published Admission Number:	20
No. of pupils on roll Jan 2014:	121
Total No. of Preferences for Sept 2014:	46
No. of 1st Preferences for Sept 2014:	14

Admission Policy for September 2015 (No. of pupils admitted in 2014 shown in brackets)

1. Children in Public Care.
2. Siblings. (5)
3. Home to school distance (measured in a straight line). (14)

Tibberton Community Primary School

Telephone: 01452 790469

Headteacher: Miss Olivia Kelly

Fax: 01452 790761

Email: admin@tibberton.gloucs.sch.uk

Website: www.tibberton.ik.org (subject to change)

Address: Orchard Rise, Tibberton, Gloucester, Gloucestershire GL19 3AQ

Category of School:

Primary

Status of School:

Community

Age range:

4-11

Published Admission Number:

15

No. of pupils on roll Jan 2014:

101

Total No. of Preferences for Sept 2014:

29

No. of 1st Preferences for Sept 2014:

16

Admission Policy for September 2015 (No. of pupils admitted in 2014 shown in brackets)

1. Children in Public Care.
2. Siblings. **(7)**
3. Home to school distance (measured in a straight line). **(8)**

Tirlebrook Primary School

Telephone: 01684 293549

Headteacher: Mrs Lisa Quelcuti

Fax: 01684 291783

Email: admin@tirlebrook.gloucs.sch.uk

Website: www.tirlebrook.co.uk

Address: Brensham Road, Tewkesbury, Gloucestershire GL20 8EW

Category of School:

Primary

Status of School:

Foundation

Age range:

4-11

Published Admission Number:

30

No. of pupils on roll Jan 2014:

200

Total No. of Preferences for Sept 2014:

121

No. of 1st Preferences for Sept 2014:

24

Admission Policy for September 2015 (No. of pupils admitted in 2014 shown in brackets)

1. A 'looked after child' or a child who was previously looked after but immediately after being looked after became subject to an adoption, residence, or special guardianship order.
2. A child's links with the school through siblings who are on roll at time of admission. (Definition of a sibling in this instance is:- a brother or sister, half brother or sister, adopted brother or sister, step brother or sister, or the child of the parent/carer's partner; and in every case, the child must be living in the same family unit at the same address). **(13)**
3. We will give priority to children of staff in either or both of the following circumstances:
 - Where a member of staff has been employed at the school for two or more years at the time at which the application for admission to school is made, and/ or
 - The member of staff is recruited to fill a vacant post for which there is a demonstrable skill shortage. **(0)**
4. Children with the strongest geographical claim, measured in a straight line from the ordnance survey address point of the child's home address (including flats) to the ordnance survey address point of the school, using the Local Authority's computerised measuring system, with those living closer to the school receiving the higher priority. **(17)**

In the event of a tie, involving two or more children when applying the strongest geographical claim based on straight-line distance, where there are not enough places available to offer all children a place at the school, a process of random allocation will be followed by the Governing Body. This will be witnessed by an independent person.

Supplementary Form Required? No.

Tredington Primary School

Telephone: 01684 293617

Headteacher: Mrs Jane Dunwell

Fax: 01684 293617

Email: admin@tredington.gloucs.sch.uk

Website: www.tredington-school.ik.org

Address: Tredington, Tewkesbury, Gloucestershire GL20 7BU

Category of School:	Primary
Status of School:	Community
Age range:	4-11
Published Admission Number:	14*
No. of pupils on roll Jan 2014:	71
Total No. of Preferences for Sept 2014:	42
No. of 1st Preferences for Sept 2014:	16

* PAN increase from 12 to 14 for September, 2014

Admission Policy for September 2015 (No. of pupils admitted in 2014 shown in brackets)

1. Children in Public Care.
2. Siblings. **(8)**
3. Home to school distance (measured in a straight line). **(5)**

Tredworth Infant School

Telephone: 01452 520411

Fax: 01452 530248

Email: admin@tredworth-inf.gloucs.sch.uk

Website: www.tredworthinfantschool.org.uk

Address: Victory Road, Gloucester, Gloucestershire GL1 4QF

Headteacher: Roberta Camble

Category of School:	Primary
Status of School:	Academy
Age range:	4-11
Published Admission Number:	80
No. of pupils on roll Jan 2014:	218
Total No. of Preferences for Sept 2014:	108
No. of 1st Preferences for Sept 2014:	42

Admission Policy for September 2015 (No. of pupils admitted in 2014 shown in brackets)

1. Children in Public Care -Looked After Children.
2. Children who will have siblings attending the school at the time the applicant child is admitted. Sibling refers to a brother or sister, half brother or sister, adopted brother or sister, step brother or sister, or the child of the parent/carer's partner as well as children brought together by a same sex civil partnership. In every case, the child must be living in the same family unit at the same address. **(21)**
3. Children for whom only one particular school is appropriate due to an exceptional medical condition. Applications under this criterion will only be considered if they are supported by a written statement from the child's doctor. This must demonstrate that there is a very specific connection between the medical need and the facilities or resources of the school concerned. **(0)**
4. Children with the strongest geographical claim, measured, using Ordnance Survey points, in a straight line from the central point of the child's home address (including flats) to the point of the school, using the Local Authority's computerised measuring system, with those living closer to the school receiving the higher priority. **(33)**

Supplementary Form Required? No.

Tredworth Junior School

Telephone: 01452 524578

Fax: 01452 387843

Email: admin@tredworth-jun.gloucs.sch.uk

Website: www.tredworth-jun.gloucs.sch.uk

Address: Tredworth Road, Gloucester, Gloucestershire GL1 3NN

Headteacher: Mr Andrew Darby

Category of School:	Junior
Status of School:	Community
Age range:	7-11
Published Admission Number:	80

No. of pupils on roll Jan 2014:	261
Total No. of Preferences for Sept 2014:	91
No. of 1st Preferences for Sept 2014:	76

Admission Policy for September 2015 (No. of pupils admitted in 2014 shown in brackets)

1. Children in Public Care.
2. Children attending the companion infant school. **(65)**
3. Siblings attending the junior school. **(0)**
4. Siblings attending the infant school. **(0)**
5. Home to school distances (measured in straight line). **(10)**

Tuffley Primary School

Telephone: 01452 526442

Headteacher: Mr William Greenwood

Fax: n/a

Email: admin@tuffley.gloucs.sch.uk

Website: www.tuffleyprimary.co.uk

Address: Evenlode Road, Tuffley, Gloucester, Gloucestershire GL4 0JY

Category of School:	Primary
Status of School:	Community
Age range:	4-11
Published Admission Number:	30
No. of pupils on roll Jan 2014:	198
Total No. of Preferences for Sept 2014:	64
No. of 1st Preferences for Sept 2014:	31

Admission Policy for September 2015 (No. of pupils admitted in 2014 shown in brackets)

1. Children in Public Care.
2. Siblings. **(16)**
3. Home to school distance (measured in a straight line). **(14)**

Tutshill C of E Primary School

Telephone: 01291 622593

Headteacher: Miss Jenny Lane

Fax: n/a

Email: admin@tutshillcofe.gloucs.sch.uk

Website: www.tutshillcofeschool.co.uk

Address: Coleford Road, Tutshill, Chepstow, Monmouthshire NP16 7BJ

Category of School:	Primary
Status of School:	Voluntary Controlled
Age range:	4-11
Published Admission Number:	30
No. of pupils on roll Jan 2014:	212
Total No. of Preferences for Sept 2014:	83
No. of 1st Preferences for Sept 2014:	45

Admission Policy for September 2015 (No. of pupils admitted in 2014 shown in brackets)

1. Children in Public Care.
2. Siblings. **(18)**
3. Home to school distance (measured in a straight line). **(13)**

Twynning Primary School

Telephone: 01684 293577

Headteacher: Mr Richard Vaughan

Fax: n/a

Email: admin@twynning.gloucs.sch.uk

Website: www.twynningschool.co.uk

Address: Twynning Green, Twynning, Tewkesbury, Gloucestershire GL20 6DF

Category of School:	Primary
Status of School:	Community
Age range:	4-11
Published Admission Number:	15
No. of pupils on roll Jan 2014:	115
Total No. of Preferences for Sept 2014:	19
No. of 1st Preferences for Sept 2014:	11

Admission Policy for September 2015 (No. of pupils admitted in 2014 shown in brackets)

1. Children in Public Care.
2. Siblings. **(7)**
3. Home to school distance (measured in a straight line). **(5)**

Uley C of E Primary School

Telephone: 01453 860350

Fax: 01453 861238

Email: head@uley.gloucs.schol.uk

Website: www.uleyprimary.co.uk

Address: Woodstock Terrace, Uley, Dursley, Gloucestershire GL11 5SW

Headteacher: Mr David Warren

Category of School:	Primary
Status of School:	Voluntary Controlled
Age range:	4-11
Published Admission Number:	17
No. of pupils on roll Jan 2014:	104
Total No. of Preferences for Sept 2014:	45
No. of 1st Preferences for Sept 2014:	23

Admission Policy for September 2015 (No. of pupils admitted in 2014 shown in brackets)

1. Children in Public Care.
2. Siblings. **(9)**
3. Home to school distance (measured in a straight line). **(8)**

Uplands Community Primary School

Telephone: 01453 762409

Fax: 01453 762438

Email: admin@uplands.gloucs.sch.uk

Website: www.uplandsprimarystroud.co.uk

Address: Thompson Road, Uplands, Stroud, Gloucestershire GL5 1SR

Headteacher: Mr Richard Lucas

Category of School:	Primary
Status of School:	Community
Age range:	4-11
Published Admission Number:	15
No. of pupils on roll Jan 2014:	107
Total No. of Preferences for Sept 2014:	45
No. of 1st Preferences for Sept 2014:	22

Admission Policy for September 2015 (No. of pupils admitted in 2014 shown in brackets)

1. Children in Public Care.
2. Siblings. **(5)**
3. Home to school distance (measured in a straight line). **(10)**

Upton St. Leonards C of E Primary School

Telephone: 01452 616109

Fax: n/a

Email: admin@upton-st-leonards.gloucs.sch.uk

Website: www.upton-st-leonards.co.uk

Headteacher: Ms Cottia Howard

Address: Bondend Road, Upton St Leonards, Gloucester, Gloucestershire GL4 8ED

Category of School:	Primary
Status of School:	Voluntary Controlled
Age range:	4-11
Published Admission Number:	60
No. of pupils on roll Jan 2014:	408
Total No. of Preferences for Sept 2014:	142
No. of 1st Preferences for Sept 2014:	40

Admission Policy for September 2015 (No. of pupils admitted in 2014 shown in brackets)

1. Children in Public Care.
2. Siblings. **(26)**
3. Home to school distance (measured in a straight line). **(34)**

Walmore Hill Primary School

Telephone: 01452 750373

Headteacher: TBA

Fax: 01452 750373

Email: admin@walmorehill.gloucs.sch.uk

Website: www.walmorehillprimaryschool.co.uk

Address: Walmore Hill, Minsterworth, Gloucester, Gloucestershire GL2 8LA

Category of School:	Primary
Status of School:	Community
Age range:	4-11
Published Admission Number:	10
No. of pupils on roll Jan 2014:	37
Total No. of Preferences for Sept 2014:	9
No. of 1st Preferences for Sept 2014:	4

Admission Policy for September 2015 (No. of pupils admitted in 2014 shown in brackets)

1. Children in Public Care.
2. Siblings. **(<5)**
3. Home to school distance (measured in a straight line). **(<5)**

Warden Hill Primary School

Telephone: 01242 523827

Headteacher: Mr Paul Hiatt

Fax: 01242 227810

Email: admin@wardenhill.gloucs.sch.uk

Website: www.wardenhill.gloucs.sch.uk

Address: Durham Close, Warden Hill, Cheltenham, Gloucestershire GL51 3DF

Category of School:	Primary
Status of School:	Foundation
Age range:	4-11
Published Admission Number:	60*
No. of pupils on roll Jan 2014:	419
Total No. of Preferences for Sept 2014:	231
No. of 1st Preferences for Sept 2014:	49

* For September 2014 only 30 extra children allocated due to local demand.

Admission Policy for September 2015 (No. of pupils admitted in 2014 shown in brackets)

1. Children in Public Care – (Looked After Children). The highest priority for admission will be given to ‘looked after children’ or children who were previously looked after but immediately after being looked after became subject to an adoption, residence, or special guardianship order. A looked after child is a child who is (a) in the care of a local authority, or (b) being provided with accommodation by a local authority in the exercise of their social services functions (see the definition in section 22(1) of the Children Act 1989).
2. Children who have a sibling attending the school and who will continue to do so when the younger child is admitted. (A sibling is defined as “a brother or sister, half-brother or sister, adopted brother or sister, step brother or sister, or

the child of the parent's/carer's partner, and in every case, the child must be living in the same family unit at the same address." (26)

- Children of full or part time salaried members of staff who have been employed at Warden Hill Primary School for two years or more at the time of the application for admission, or of a member of staff recruited more recently to fill a vacant post for which there is a demonstrable skill shortage. (0)
- Children for whom only one particular school is appropriate due to an exceptional medical condition. Applications under this criterion will only be considered if they are supported by a written statement from the child's doctor. This must demonstrate that there is a very specific connection between the medical need and the facilities or resources of the school concerned." (0)
- Children with the strongest geographical claim, measured in a straight line from the Ordnance Survey address point of the child's home address (including flats) to the Ordnance Survey address point of the school, using the Local Authority's computerised measuring system, with those living closer to the school receiving the higher priority. (61)

Tie-Break

Where any particular category at points 1-4 is oversubscribed, criterion 5 (strongest geographical claim based on straight line distance) will be used to determine which child will be offered a place.

In the event of a tie between two or more children when applying criterion 5 (strongest geographical claim based on straight line distance) where there are not enough places available to offer all children a place at the school, a process of random allocation will be followed by the Governing Body.

Supplementary Form Required? No.

Watermoor C of E Primary School

Telephone: 01285 653817

Fax: 01285 654755

Email: admin@watermoor.gloucs.sch.uk

Website: n/a

Address: Watermoor Road, Cirencester, Gloucestershire GL7 1JR (due to move to new site, next to Cirencester Kingshill School during the 2014/2015 academic year)

Category of School:

Primary

Status of School:

Voluntary Controlled

Age range:

4-11

Published Admission Number:

25*

No. of pupils on roll Jan 2014:

102

Total No. of Preferences for Sept 2014:

58

No. of 1st Preferences for Sept 2014:

14

*PAN increased from 20 to 25 for September 2015.

Admission Policy for September 2015 (No. of pupils admitted in 2014 shown in brackets)

- Children in Public Care.
- Siblings. (5)
- Home to school distance (measured in a straight line). (13)

Waterwells Primary Academy

Telephone: 01452 881962

Fax: n/a

Email: reception@waterwellspa.co.uk

Website: www.waterwellsprimaryacademy.org.uk

Address: Boulmer Avenue, Kingsway, Quedgeley, Gloucester GL2 2FX

Headteacher: Mrs K Hoodless

w.e.f. 01.09.2014

Category of School:

Primary

Status of School:

Academy

Age range:

4-11

Published Admission Number:

45*

No. of pupils on roll Jan 2014:

97

Total No. of Preferences for Sept 2014:

122

No. of 1st Preferences for Sept 2014:

59

*Additional children allocated due to local demand.

Admission Policy for September 2015 (No. of pupils admitted in 2014 shown in brackets)

1. Looked after children or children who were previously looked after but immediately after being looked after became subject to an adoption, residence or special guardianship order. See Appendix 1 for a full definition.
2. Children who have a sibling attending the school and who will continue to do so when the younger child is admitted. See Appendix 2 for a full definition **(8)**
3. Children for whom only this particular school is appropriate due to an exceptional medical condition. Applications under this criterion will only be considered if they are supported by a written statement from a doctor. This must demonstrate that there is a very specific connection between the medical need and this school. **(0)**
4. Children with the closest home address, measured in a straight line from the Ordnance Survey point centre of the child's home address (including flats) to the address point of the school, using the Local Authority's computerised measuring system, with those living closer to the school receiving the higher priority. This measurement will be taken from the school entrance door. **(47)**

Tie Breaker

In the event of a tie breaker being needed, this will be the drawing of lots by an independent person in a supervised process

Supplementary Form Required? No.

Westbury-on-Severn C of E Primary School

Telephone: 01452 760303

Headteacher: Mr David Crunkhurn

Fax: 01452 760303

Email: admin@westbury-on-severncofe.gloucs.sch.uk

Website: www.westburycschool.co.uk

Address: The Village, Westbury-on-Severn, Gloucestershire GL14 1PA

Category of School:	Primary
Status of School:	Voluntary Aided
Age range:	4-11
Published Admission Number:	12
No. of pupils on roll Jan 2014:	78
Total No. of Preferences for Sept 2014:	20
No. of 1st Preferences for Sept 2014:	10

Admission Policy for September 2015 (No. of pupils admitted in 2014 shown in brackets)

1. Children in Care (Looked after child). A 'looked after child' or a child who was previously looked after but immediately after being looked after became subject to an adoption, residence, or special guardianship order.
2. Children who have a sibling attending the school and who will continue to do so when the younger child is admitted. For the purpose of this admissions policy the term 'sibling' refers to brother or sister, half-brother or sister, adopted brother or sister, step brother or sister, or the child of the parent's/carer's partner, and in every case, the child must be living in the same family unit at the same address. **(6)**
3. Where the family lives in the ecclesiastical parishes of Westbury, Flaxley and Blaisdon. A map showing the ecclesiastical parishes of Westbury, Flaxley and Blaisdon may be viewed at the school office. **(<5)**
4. Where the family though living outside the parishes has active connections (see note 3) with St. Mary, St. Peter & St. Paul Westbury-on-Severn, St. Michael & All Angels Blaisdon and St. Mary the Virgin Church Flaxley. **(0)**
*Active connections requires regular attendance at the principal act of worship on a Sunday in any of the parish churches of Westbury-on-Severn, Blaisdon or Flaxley at least once a month on average during the two years prior to consideration of this application. The application should be supported by a letter from the minister and should be addressed to the school admissions officer. However, where a family has moved into the area within the two years, consideration will still be made on the application, providing regular attendance at any of the abovementioned parish churches can be verified by a letter from the minister.
5. Where specifically a Church of England School is sought by the parent(s) or guardian(s). The Common Application Form contains a box into which families can express their reasons for specifically seeking a Church of England School. These reasons will be considered as part of the admissions procedure. **(<5)**
6. Children with the strongest geographical claim, measured in a straight line from the Ordnance Survey address point of the child's home address (including flats) to the Ordnance Survey address point of the school, using the Local Authority's computerised measuring system, with those living closer to the school receiving the higher priority. **(0)**

Any remaining places or if the places available is exceeded in any category, then available places in that category will be allocated by the Governors in the order of those with the strongest geographical claim measured in a direct line.

Where any particular category at points 1-5 is oversubscribed, criterion 6 (Children with the strongest geographical claim,

measured in a straight line from the Ordnance Survey address point of the child's home address (including flats) to the Ordnance Survey address point of the school, using the Local Authority's computerised measuring system, with those living closer to the school receiving the higher priority) will be used to determine which child will be offered a place.

In the event of a tie between two or more children when applying criterion 6 where there are not enough places available to offer all children a place at the school, a process of random allocation will be followed by the Governing Body.

Supplementary Form Required? Yes. Available from the school. To be returned ASAP to the school.

Whiteshill Primary School

Telephone: 01453 762949

Fax: 01453 840166

Email: admin@whiteshill.gloucs.sch.uk

Website: www.whiteshill.gloucs.sch.uk

Address: Main Road, Whiteshill, Stroud, Gloucestershire GL6 6AT

Headteacher: Mrs Diane Bainbridge

Category of School:

Primary

Status of School:

Community

Age range:

4-11

Published Admission Number:

15

No. of pupils on roll Jan 2014:

99

Total No. of Preferences for Sept 2014:

29

No. of 1st Preferences for Sept 2014:

13

Admission Policy for September 2015 (No. of pupils admitted in 2014 shown in brackets)

1. Children in Public Care.
2. Siblings. **(6)**
3. Home to school distance (measured in a straight line). **(6)**

Whitminster Endowed C of E Primary School

Telephone: 01452 740406

Fax: n/a

Email: admin@whitminstercofe.gloucs.sch.uk

Website: www.whitminsterschool.co.uk

Address: School Lane, Whitminster, Gloucestershire GL2 7PJ

Headteacher: Mrs Lisa Hinkley

Category of School:

Primary

Status of School:

Voluntary Controlled

Age range:

4-11

Published Admission Number:

15

No. of pupils on roll Jan 2014:

97

Total No. of Preferences for Sept 2014:

31

No. of 1st Preferences for Sept 2014:

12

Admission Policy for September 2015 (No. of pupils admitted in 2014 shown in brackets)

1. Children in Public Care.
2. Siblings. **(6)**
3. Home to school distance (measured in a straight line). **(8)**

Widden Primary School

Telephone: 01452 520571

Fax: 01452 311849

Email: admin@widden.gloucs.sch.uk

Website: www.widdenprimaryschool.net

Address: Sinope Street, Gloucester, Gloucestershire GL1 4AW

Headteacher: Mr Timothy Cooper

Category of School:

Primary

Status of School:

Voluntary Controlled

Age range:

4-11

Published Admission Number:	60
No. of pupils on roll Jan 2014:	391
Total No. of Preferences for Sept 2014:	64
No. of 1st Preferences for Sept 2014:	36

Admission Policy for September 2015 (No. of pupils admitted in 2014 shown in brackets)

1. Children in Public Care.
2. Siblings. **(20)**
3. Home to school distance (measured in a straight line). **(16)**

Willersey C of E Primary School

Telephone: 01386 852646

Headteacher: Mr Mark Jackson

Fax: n/a

Email: admin@willersey.gloucs.sch.uk

Website: www.willerseyschool.org.uk

Address: Church Street, Willersey, Broadway, Worcestershire WR12 7PH

Category of School:	Primary
Status of School:	Voluntary Controlled
Age range:	4-11
Published Admission Number:	8
No. of pupils on roll Jan 2014:	49
Total No. of Preferences for Sept 2014:	9
No. of 1st Preferences for Sept 2014:	5

Admission Policy for September 2015 (No. of pupils admitted in 2014 shown in brackets)

1. Children in Public Care.
2. Siblings. **(<5)**
3. Home to school distance (measured in a straight line). **(<5)**

Winchcombe Abbey C of E Primary School

Telephone: 01242 602447

Headteacher: Mrs Helen Springett

Fax: 01242 609133

Email: admin@winchcombe-pri.gloucs.sch.uk

Website: www.winchcombe-pri.gloucs.sch.uk

Address: Back Lane, Winchcombe, Cheltenham, Gloucestershire GL54 5PZ

Category of School:	Primary
Status of School:	Voluntary Aided
Age range:	4-11
Published Admission Number:	30*
No. of pupils on roll Jan 2014:	207
Total No. of Preferences for Sept 2014:	63
No. of 1st Preferences for Sept 2014:	46

* For September 2014 an additional 15 children were allocated due to local demand

Admission Policy for September 2015 (No. of pupils admitted in 2014 shown in brackets)

1. Children in Public Care (Looked after Children) and children who were previously looked after children, but ceased to be because they were adopted (or became subject to a residence order or special guardianship order), this only when their change of circumstance is contiguous with their being in care. A looked after child is a child who is (a) in the care of a local authority, or (b) being provided with accommodation by a local authority in the exercise of their social services functions (see the definition in section 22(1) of the Children Act 1989).
2. Children for whom only one particular school is appropriate due to an exceptional medical condition. Applications under this criterion will only be considered if they are supported at the time of application by a written statement to the Chair of Governors from the child's doctor. This must demonstrate that there is a very specific connection between the medical need and the facilities or resources of the school. **(0)**
3. Children who have siblings attending Winchcombe Abbey Primary School when the younger child is admitted. (NB We define siblings as a brother or sister, half brother or sister, adopted brother or sister, step brother or sister, or the child of the parent/carer's partner, and in every case, the child must be living in the same family unit at the same address).

(19)

- Children of whom at least one parent is on the electoral roll of St Peter's Church, Winchcombe and who are resident in the Ancient Ecclesiastical Parish of Winchcombe. This should be supported at the time of application, by a letter to the Chair of Governors, from the minister confirming the parents' Christian commitment and regular attendance at church. Regular attendance is defined as attendance at the principal act of worship on a Sunday at least once a month on average during the year prior to consideration of the application. (<5)
- Other children of parents resident in the Ancient Ecclesiastical Parish of Winchcombe. [A map of the Parish can be viewed in school]. (19)

If there are remaining places or in the event of oversubscription in any of the criteria above, places will be given to children with the strongest geographical claim, measured in a straight line from the Ordnance Survey address point of the child's home address (including flats) to the Ordnance Survey address point of the school, using the Local Authority's computerised measuring system, with those living closer to the school receiving the higher priority.

In the event of oversubscription and in the event of a tie break situation, where two or more children live an identical distance from the school, a lottery will take place to allocate any remaining places.

Supplementary Form Required? No.

Withington C of E Primary School

Telephone: 01242 890349

Fax: n/a

Email: admin@withington.gloucs.sch.uk

Website: www.withington.gloucs.sch.uk

Address: High Street, Withington, Gloucestershire GL54 4BQ

Headteacher: Mrs Angela Reed

Category of School:

Primary

Status of School:

Voluntary Aided

Age range:

4-11

Published Admission Number:

6

No. of pupils on roll Jan 2014:

23

Total No. of Preferences for Sept 2014:

11

No. of 1st Preferences for Sept 2014:

5

Admission Policy for September 2015 (No. of pupils admitted in 2014 shown in brackets)

- Children in care 'looked after children' or children who were previously looked after but immediately after being looked after became subject to an adoption, residence, or special guardianship order.
- Children for whom only this particular school is appropriate due to an exceptional medical condition. Applications under this criterion will only be considered if they are supported at the time of application by a written statement to the Chair of Governors from the child's doctor. This must demonstrate that there is a very specific connection between the medical need and the facilities or resources of the school. (<5)
- Children who have a sibling attending the school and who will continue to do so when the younger child is admitted. (A sibling is a brother or sister, half-brother or half-sister, adopted brother or adopted sister, step brother or step sister, or the child of the parent's/carer's partner. The child should be living in the same family unit at the same address.) (<5)

In the event of oversubscription in any of the above criterion, places will be allocated to children with the strongest geographical claim, measured in a straight line from the o/s point of the children's home address to the o/s point in the school. The measurement will be taken using the Local Authorities computerised measuring system, with those living closest to the school, receiving highest priority.

Having applied the above, in the extremely unlikely event there is still a tie, priority will be given to the child who has the shortest journey to travel by footpath or road.

Supplementary Form Required? No.

Woodchester Endowed C of E Primary School

Telephone: 01453 872476

Fax: 01453 873062

Email: admin@woodchester.gloucs.sch.uk

Website: www.woodchester.gloucs.sch.uk

Address: Church Road, North Woodchester, Stroud, Gloucestershire GL5 5PD

Headteacher: Mr Glyn Jones

w.e.f. 01.09.2014

Category of School:

Primary

Status of School:	Voluntary Aided
Age range:	4-11
Published Admission Number:	20
No. of pupils on roll Jan 2014:	142
Total No. of Preferences for Sept 2014:	70
No. of 1st Preferences for Sept 2014:	25

Admission Policy for September 2015 (No. of pupils admitted in 2014 shown in brackets)

1. Children in Public Care (Looked After Children).
2. Children who will have a sibling attending Woodchester Endowed School and who will continue to do so when the younger child is admitted. A Sibling is a brother or sister, half-brother or sister, adopted brother or sister, step brother or sister, or the child of the parent's/carer's partner, and in every case, the child must be living in the same family unit at the same address. **(10)**
3. Children of families who live in the ecclesiastical parishes of Woodchester and Selsley, (a map may be inspected at the school), and whose parents have active connections* with St Mary's Church, Woodchester or All Saints Church, Selsley. **(<5)**
4. Children of families who live in the ecclesiastical parishes of Woodchester and Selsley. **(8)**
5. Children of families who live outside the ecclesiastical parishes of Woodchester and Selsley, and whose parents have active connections* with a Church of England church. **(0)**
6. Children of families who live outside the ecclesiastical parishes of Woodchester and Selsley, and whose parents have active connections* with any other Christian church, being a member of Churches Together in England. **(0)**
7. Children for whom only Woodchester Endowed School is appropriate due to an exceptional medical condition. Applications under this criterion will only be considered if they are supported by a written statement from the child's doctor. This must demonstrate that there is a very specific connection between the medical need and the facilities or resources of this school. **(0)**
8. Children with the strongest geographical claim. **(0)**

Where any particular category at points 1-7 is oversubscribed, criterion 8 (strongest geographical claim based on straight line distance) will be used to determine which child will be offered a place.

In the event of a tie between two or more children when applying criterion 8 (strongest geographical claim based on straight line distance) where there are not enough places available to offer all children a place at the school, a process of random allocation will be followed by the Governing Body (overseen by an independent person)

*Active connection: is defined as being on the electoral or membership roll of the church and attending regular worship at the church. Regular worship is deemed to be attending the principal act of worship on a Sunday at least once a month on average during the two years prior to consideration of the application. A letter clearly stating this connection should be provided to the headteacher by no later than the application closing date of 15th January 2015.

Supplementary Form Required? Yes. Available from the school administrator. To be returned to the school by 15th January 2015.

Woodmancote Primary School

Telephone: 01242 674312

Fax: 01242 677651

Email: office@woodmancote.gloucs.sch.uk

Website: www.woodmancoteschool.co.uk

Address: Station Road, Woodmancote, Cheltenham, Gloucestershire GL52 9HN

Headteacher: Mr Gary Tucker

Category of School:

Primary

Status of School:

Community

Age range:

4-11

Published Admission Number:

60*

No. of pupils on roll Jan 2014:

352

Total No. of Preferences for Sept 2014:

163

No. of 1st Preferences for Sept 2014:

49

*PAN increased from 45 to 60 for September 2015.

Admission Policy for September 2015 (No. of pupils admitted in 2014 shown in brackets)

1. Children in Public Care.
2. Siblings. **(17)**
3. Home to school distance (measured in a straight line). **(32)**

Woodside Primary School

Telephone: 01594 542287

Fax: n/a

Email: admin@woodside.gloucs.sch.uk

Website: www.woodside.educatr.com

Address: Brierley Road, Woodside, Gloucestershire GL17 9XP

Headteacher: Mrs Mel Davis

Category of School:	Primary
Status of School:	Community
Age range:	4-11
Published Admission Number:	17
No. of pupils on roll Jan 2014:	113
Total No. of Preferences for Sept 2014:	27
No. of 1st Preferences for Sept 2014:	13

Admission Policy for September 2015 (No. of pupils admitted in 2014 shown in brackets)

1. Children in Public Care.
2. Siblings. **(6)**
3. Home to school distance (measured in a straight line). **(10)**

Woolaston Primary School

Telephone: 01594 529270

Fax: n/a

Email: admin@woolaston.gloucs.sch.uk

Website: www.woolastonprimary.co.uk

Address: Netherend, Woolaston, Lydney, Gloucestershire GL15 6PH

Headteacher: Mrs R Escott

Category of School:	Primary
Status of School:	Community
Age range:	4-11
Published Admission Number:	27
No. of pupils on roll Jan 2014:	155
Total No. of Preferences for Sept 2014:	57
No. of 1st Preferences for Sept 2014:	21

Admission Policy for September 2015 (No. of pupils admitted in 2014 shown in brackets)

1. Children in Public Care.
2. Siblings. **(6)**
3. Home to school distance (measured in a straight line). **(21)**

Yorkley Primary School

Telephone: 01594 562201

Fax: 01594 563305

Email: admin@yorkley.gloucs.sch.uk

Website: www.yorkleyschool.co.uk

Address: Lydney Road, Yorkley, Lydney, Gloucestershire GL15 4RR

Headteacher: Mrs Kate Burke

Category of School:	Primary
Status of School:	Community
Age range:	4-11
Published Admission Number:	25
No. of pupils on roll Jan 2014:	131
Total No. of Preferences for Sept 2014:	40
No. of 1st Preferences for Sept 2014:	17

Admission Policy for September 2015 (No. of pupils admitted in 2014 shown in brackets)

1. Children in Public Care.
2. Siblings. **(8)**
3. Home to school distance (measured in a straight line). **(13)**

Admissions and Transfer Team

01 452 425407

www.gloucestershire.gov.uk/schooladmissions

