

# MANAVA BHARATI INDIA INTERNATIONAL SCHOOL

Panchsheel Park (South), New Delhi - 110017

## SUMMER VACATION ASSIGNMENT 2014

CLASS – II

ENGLISH

# Summer Fun



Dear Manavites,

Summer vacations are synonymous with fun, frolic, getting up late in the morning, playing for longer hours with friends, going for picnics, exploring new places and watching fun filled shows on television. But there is a lot more you can do to make your vacations more interesting, meaningful and full of fun while still doing all your favourite things. Here is a "Summer Vacation Activity Treasure Box" just for you. So get ready for your treasure hunt, along with your parents.

- ❖ Encourage your child to cultivate the reading habit. Here are lists of sites you can use to encourage reading.

<http://www.bookadventure.com>

<http://www.magickeys.com/books>

- ❖ "A Healthy Mind lives in a Healthy Body". Encourage your child to go outdoors rather than being a couch potato, sitting in front of the computer or Television all day.
- ❖ Communication skills play a pivotal role in grooming the overall personality. Converse regularly with your child, preferably in English. Encourage your child to read Children's magazines.
- ❖ Encourage your child to play board games e.g. Chess, Ludo, Carrom and Scrabble etc.



## CREATIVE CORNER:


1. Read the newspaper daily and pick out ten naming words from it. Cut and paste them in your Scrap Book (or you could use A4 coloured sheets and after the holidays submit them in a suitable folder.) Make your scrap book colourful, creative and attractive.

## 2. Make a Reading Response Journal

Draw the cover page of your favourite scene or the character of the story. Write the name of the story.

### Procedure




1. Take an A3 size coloured sheet.
2. Fold it into half. (Like a greeting card)
3. On the front page, draw the cover page and inside write the story.



Name-	Tell us about your favourite part-
Book title-	
Author-	
This book has	

### Suggested list of story Books:

Noddy - Enid Blyton (any series)



3. Write one page of cursive writing every day in a four-lined notebook.
4. Read the given words aloud. In each row there is one word that does not rhyme with the others. Strike it out.

- |          |        |       |       |        |
|----------|--------|-------|-------|--------|
| 1. Plate | crate  | pose  | late  | mate   |
| 2. Light | bright | shore | night | height |
| 3. Old   | tight  | fold  | told  | bold   |
| 4. Tart  | art    | part  | eight | start  |



**5. (a) WORD -POWER**

Join the sounds and make meaningful words .Write them in the space provided below.

dr	tr	fr	sh	gr	d
	ey	y	ay	oy	ly
aw	b	st	t	l	on


## 5.(b) WORD POWER

Arrange these words in alphabetical order:

book, aeroplane, spoon, injection, camera, donkey, eagle, horse, joker, fingers, game, kangaroo, needle, yacht, orange.

---

---

---

## 5. (c)ACTIVITY

How many small words can you make out of one big word?

For example, Elephant - ant, help, pant, etc.

1. Delighted \_\_\_\_\_

2. Crater \_\_\_\_\_

3. Brain \_\_\_\_\_

4. Caterpillar \_\_\_\_\_

5. Butterfly \_\_\_\_\_

6. Postman \_\_\_\_\_

7. Pumpkin \_\_\_\_\_

8. Umbrella \_\_\_\_\_



# SUMMER VACATION ASSIGNMENT 2014

## CLASS – II MATHEMATICS



**You'll call it Home Work.....Your child will call it FUN!!!!**

### IMPORTANT INSTRUCTIONS:

- Holiday homework is to be done in A4 sheets and submit it on 03 July 2014 after vacations.
- Make sure you complete the assignments before coming back to school.
- Please take care of the neatness of the work.

### 1. Fun with learning:


ROLL NOS.	MATHEMATICAL ACTIVITY
1-10	Make a house or bus using different shapes for eg-cuboid, cylinder, cube, cone, sphere.
11-20	Make a train or a rocket using different shapes for eg- cuboid, cylinder, cube, cone, sphere
21-30	Make a post box or a globe using different shapes for eg- cuboid, cylinder, cube, cone, sphere.
31-44	Make a robot or a clown using different shapes for eg-cuboid, cylinder, cube, cone, sphere.



4. There are shapes around .We see shapes every where. Play with shapes and make a difference to the clown using colours and identifying different shapes.

## **FUN WITH SHAPES**

Colour the clown as directed: 1.Circle -Red 2.Triangle – Green 3.Rectangle – Yellow  
4 .Square - Blue



Count the shapes and write their numbers

Circle - \_\_\_\_\_

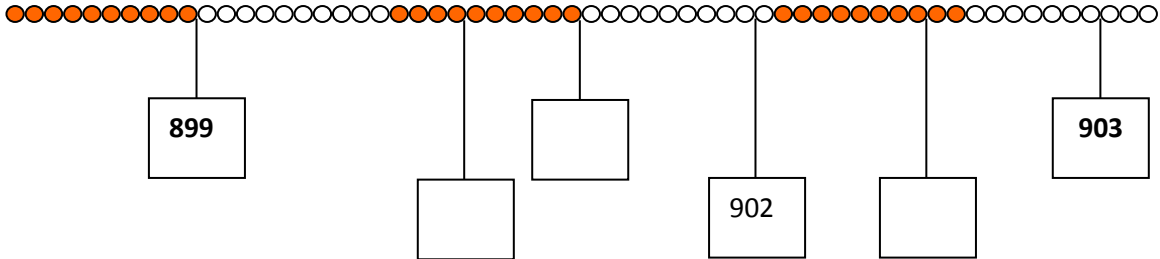
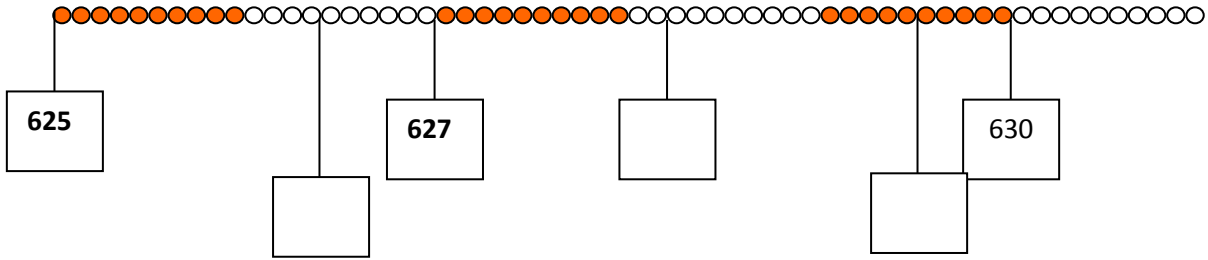
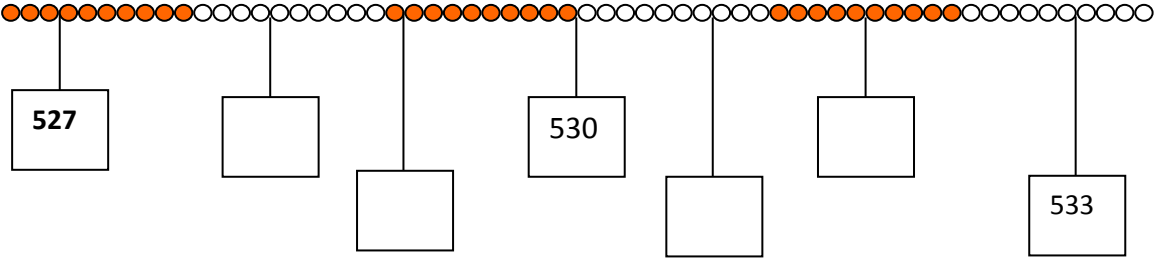
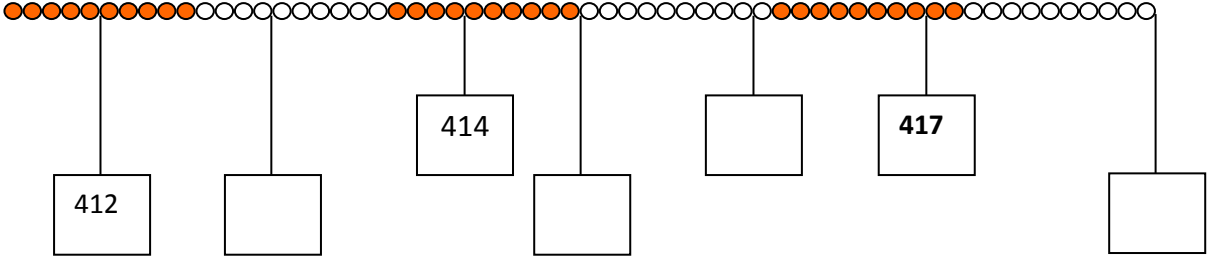
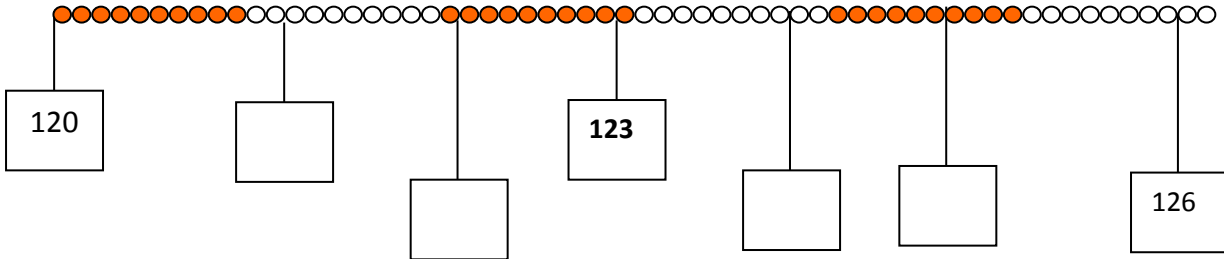
Rectangle - \_\_\_\_\_

Triangle - \_\_\_\_\_

Square - \_\_\_\_\_

Please visit following site to enjoy fun filled maths activities: <http://ix/.com/math>

## Write the Missing Numbers on the Cards





# SUMMER VACATION ASSIGNMENT 2014

## CLASS – II

### ENVIRONMENTAL STUDIES

- I. Flower is the most beautiful part of the plant. It is offered to Gods and presented to the dear and near ones due to its beauty and purity. Find out the names of six flowers in the given word search.

K	L	R	N	Z	F	J	Z	R
S	I	D	A	I	S	Y	H	O
H	L	P	E	B	C	Q	J	S
T	Y	J	A	S	M	I	N	E
C	Q	O	I	D	G	E	K	L
S	U	N	F	L	O	W	E	R
U	O	Q	M	D	P	I	A	M
V	H	I	B	I	S	C	U	S
A	Z	X	F	W	G	B	L	N

- 1 \_\_\_\_\_
- 2 \_\_\_\_\_
- 3 \_\_\_\_\_
- 4 \_\_\_\_\_
- 5 \_\_\_\_\_
- 6 \_\_\_\_\_

- II. Usually food is cooked before eating but some food items can be eaten raw. Complete the table by ticking the right boxes. There may be some things that we eat raw as well as cooked.

Food	From plants	From animals	Eaten raw	Cooked
Rice				
Tomato				
Cabbage				
Fish				
Cucumber				
Meat				
Wheat				
Egg				
Carrot				
Oil				





4. Paper

magazine book wrapper furniture

Reason: \_\_\_\_\_

V. On the basis of feeding habits, divide the following animals into various groups.

Crow	Cow	Lion	Bear	Zebra	Rat	Giraffe	Tiger	Dog
Rabbit	Snake	Hawk						

Herbivores

Carnivores

Omnivores

\_\_\_\_\_

\_\_\_\_\_

\_\_\_\_\_

\_\_\_\_\_

\_\_\_\_\_

\_\_\_\_\_

\_\_\_\_\_

\_\_\_\_\_

\_\_\_\_\_

\_\_\_\_\_

\_\_\_\_\_

\_\_\_\_\_



## कक्षा–द्वितीय, विषय– हिन्दी ग्रीष्मावकाश गृह कार्य

1. 'सीख' कविता के आधार पर पाँच ऐसी अच्छी बातें ए-4, शीट पर लिखिए जो आपने इस कविता से सीखी हैं। उसी शीट पर पाठशाला का सुन्दर चित्र बनाएँ।
2. 'ओली और पोली' कहानी में पोली पेड़ के कोटर में घोंसला बनाकर रहती थी, क्या आप जानते हैं कि अलग-अलग पक्षियों के घोंसले भी अलग होते हैं। चिड़ियाघर जाकर बया पक्षी का घोंसला देखिए। एक ए-4, शीट पर चार प्रकार के घोंसलों के चित्र चिपकाएँ या बनाएँ।  
पक्षियों के नाम भी लिखें।
3. अलग से उत्तर-पुस्तिका खरीद कर, 10 सुलेख लिखिए और उनसे सम्बन्धित चित्र भी बनाएँ।
4. 'कहानी – परायण' की पहली पाँच कहानियों का ऊँचे स्वर में वाचन करें।



# SUMMER VACATION ASSIGNMENT 2014

## CLASS – II COMPUTERS

---

**Submit assignment on 03 July 2014 in a A-4 size folder.**

1. Create a garden scene or a market scene in MS PAINT using different tools. Place a print out of these pictures in your Holiday Homework
3. Draw your favourite cartoon character and write 5 lines on it using MS-WORD.
4. Write uses of different tools of Paint Brush in MS-WORD with their images
5. Prepare yourself for Paint Brush Competition (MS-PAINT)
6. Play any computer game of your choice.

([www.miniclip.com](http://www.miniclip.com) [www.games2win.com](http://www.games2win.com) [www.armourgames.com](http://www.armourgames.com) )



HAPPY HOLIDAYS