

Imagination is a whole new world. And this is your passport.

Admission catalogue 2013 - 2016



Welcome to Imagination

25
years
inspiring dreams

jdinstitute.com



KUVEMPU UNIVERSITY



Prof. S.A. Bari, M.A., Ph.D.,
Vice-Chancellor

☎ : Code : 08282
(O) : 256222
(R) : 256261, 256264
Fax : 256255
E-mail : vc@kuvempu.ac.in
www.kuvempu.ac.in

Jnanasahyadri
Shankaraghatta - 577 451
Shivamogga Dist., Karnataka, INDIA.

No.KU/VCS/SAB/2012-13 | 133

Dt.18-03-2013.

MESSAGE


I am glad to learn that the J.D. Institute of Fashion Technology has completed 24 eventful years and is stepping into its 25th Year. It has been a long journey for J.D Institute since inception towards providing quality education to cater to the needs of the changing society and face challenges of the changing times.

The Directorate of Distance Education of Kuvempu University has had a very meaningful educational partnership with J.D. Institute from the past seven years, hence, on the occasion of the Decennial celebrations of the Directorate of Distance Education of Kuvempu University, I also congratulate the students, the faculty, the staff and the management of J.D. Institute who are having their Silver Jubilee Celebrations, and wish them good luck.

Kuvempu University believes in the motto of "holistic education for all". As such, Kuvempu University will continue to work with J.D. to provide higher education with quality learning facilities to the aspiring students across the nation.

I once again wish all success to every one in the coming years for a better and progressive tomorrow.

Yours truly,


(S.A.Bari) 18/3/13

Vice-Chancellor

To:
Smt. Rupal Dalal
Director
J.D. Educational Trust,
New Delhi.



It has been over two decades since the first student enrolled at the JD Institute of Fashion Technology. Since then, over 20,000 design students have passed through our halls. But the questions I am asked by tentative applicants never change: Can I do it?

What does it take? I can barely draw a straight line.

I believe all you need is a little imagination and the willingness to work hard at converting your imagination into success. Your background is immaterial. The father of advertising, David Ogilvy, scrounged around as an apprentice chef and a door-to-door salesman before he entered advertising. The rest, as they say, is history. So don't worry about skills. Skills can be learnt. Instead, develop and articulate your imagination which is your unique way of looking at the world. That is your single biggest gift. And work hard at mastering your craft so you can make your imagination come alive.

Today, the fashion industry is more fragmented and competitive than ever. But that also means it is ripe for bold and imaginative ideas that leave a mark on the industry. Many Indian designers are already doing that. And you can get there too. All you need is a confident imagination and the training to harness that imagination for tangible results.

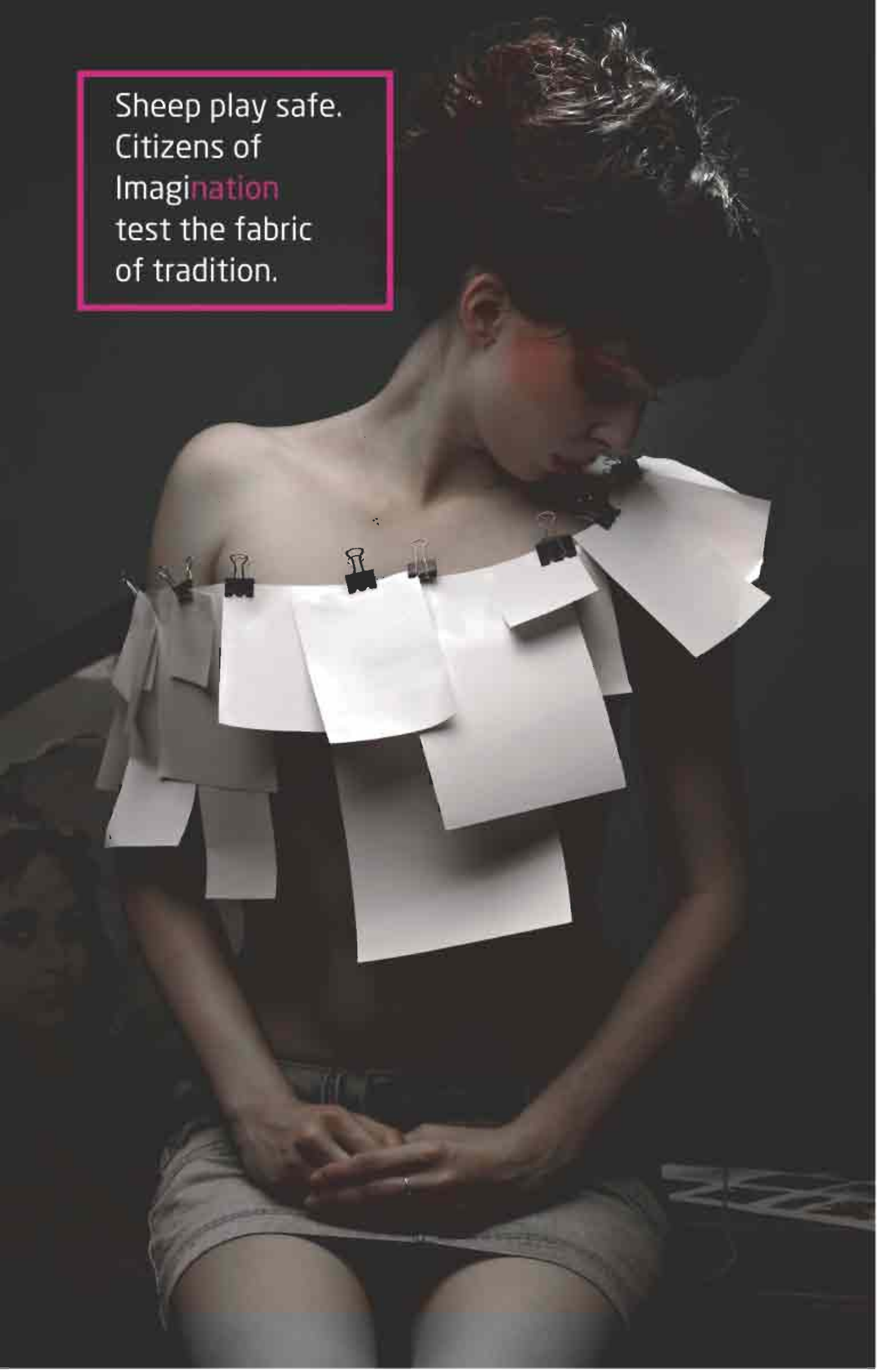
This is where it happens. Welcome to **Imagination**.

A handwritten signature in blue ink, which appears to be "Chandraakant Dalal".

Mr. Chandraakant Dalal

President

Sheep play safe.
Citizens of
Imagination
test the fabric
of tradition.



Fashion & Apparel Design

If you're going to play safe, go back home now.

Iconic designer Ralph Lauren was of the view that 'fashion is not about labels or brands but about something else that comes from within you.' What he means is that fashion is not about what's already established or what the rest of the world currently thinks. It's about who you are and what you think. It's about challenging norms and making your own. That is what it means to be a citizen of imagination.

But the best fashion designers don't just challenge norms for the sake of challenging them. Their work is always inspired by a personal vision. What is your imagination telling you? How do you make it tangible?

That's where craft comes in. It's critical to first be grounded in your craft. Only then can you challenge the norm and make your own. This is what we do at JD. We sharpen your craft. Then we challenge your imagination enough to draw you out of the comfortable world of 'tradition', 'common sense' and 'logic'. In other words, at JD we are not training you to play safe.

Playing safe means following what's already established or agreeing with what the rest of the world thinks. Playing safe is for sheep.

We are bothered about who you are and what you think. Are you?

So if you have a unique way of looking at the world and the willingness to master your craft, we think the world can and will talk about you and Ralph Lauren in the same sentence one day. Why not?

What is the world of fashion design like?

As a fashion designer you can transform an established brand, jumpstart a fashion export house or even break new ground with your own label. You may even decide to be a freelance design consultant or stylist. Possibilities include specializing in a category, breathe new life into women's wear or redefine men's formals. The canvas is huge. All you need is strong roots in your craft. And the desire to break the mold.



B.Sc in Fashion & Apparel Design (3 years)

FIRST YEAR

- FOUNDATION ART
- FASHION AND APPAREL DESIGN FUNDAMENTALS, ELEMENTS AND PRINCIPLES
- HISTORY OF THE WESTERN WORLD FASHION
- FASHION DESIGN - AN INTRODUCTION
- INTRODUCTION TO TEXTILES
- BASIC OF COMPUTER AND APPLICATION

SECOND YEAR

- CREATIVE YARN CRAFT
- INTRODUCTION TO FASHION ILLUSTRATION
- CREATIVE EMBROIDERY
- SEWING TECHNOLOGY
- FASHION DESIGN: INTRODUCTION TO PATTERN MAKING AND GARMENT MANUFACTURING TECHNOLOGY
- INTRODUCTION TO DRAPING
- TEXTILE SCIENCE PROCESSING (DYEING AND PRINTING)

- ADVANCED COMPUTER AIDED DESIGN FOR FASHION AND TEXTILES
- GARMENT MANUFACTURING
- HISTORY OF INDIAN FASHION
- ORIENTAL HISTORY

THIRD YEAR

- ADVANCED COURSE IN FASHION ILLUSTRATION
- VINTAGE COSTUMES
- HISTORY OF WESTERN WORLD FASHION
- FASHION ACCESSORIES
- FABRIC TESTING AND QUALITY CONTROL
- ADVANCED COURSE IN FASHION AND APPAREL DESIGN
- VISUAL MERCHANDISING
- PRODUCTION MANAGEMENT AND MERCHANDISING
- FASHION ANALYSIS
- FASHION BUSINESS MANAGEMENT
- ENTREPRENEURSHIP AND BUSINESS DEVELOPMENT
- GLOBAL MARKETS





Citizens of
Citizens of Imagination
are not products of
their environment.
Their environment is
a product of them

Diploma in Interior design (1 year)

- HISTORY OF INTERIOR DESIGN
- GRAPHIC PRESENTATION BASIC / Adv
- ORTHOGRAPHIC PROJECTION
- BUILDING SERVICES BASIC / Adv
- INTERIOR DESIGN - BASIC / Adv
- ELEMENTS OF DESIGN
- BUILDING MATERIALS
- CONSTRUCTION TECHNIQUES BASIC / Adv
- ROLE OF AN INTERIOR DESIGNER
- PROFESSIONAL PRACTICE
- Annual Design Project

Interior Design

Are you going to be a second-hand success or a first-hand genius?

In *The Fountainhead*, one of the most popular novels of the twentieth century, the protagonist is an architect who chooses to struggle in obscurity rather than compromise his artistic and personal vision. His struggle originates in his practice of modern architecture which he believes is superior despite an establishment that worships traditional architecture. In the end, his independent mind triumphs over the 'second-hand' norm and he redefines the environment to reflect his 'first-hand' ideas. This is the potential awaiting you in interior design today. And it's what it means to be a citizen of **Imagination**.

Interiors and the way people view them have dramatically altered in the last decade. Today there is growing emphasis on what spaces convey, how effectively they serve their purpose and what the various elements inside them say to each other. And clients are willing to experiment. This places an interesting challenge before today's interior designer. Where the protagonist in *The Fountainhead* had to battle for years to make the world accept his vision, you will not need to swim against the tide.

But it also means that the bar has been raised. How will you continue to make your environment a product of you? This is what we inspire you to do at JD. As we strengthen your fundamentals, we challenge your imagination so that you strengthen your unique vision and constantly break new ground with new ideas. Because we are not training you to become products of your environment. That was what school was for. And your school days are over. As an interior designer, you must now dictate change to your environment. Are you ready to be a first-hand genius?

What is the world of interior design like?

As an interior designer, you may start as part of a larger team helmed by an established interior designer or go solo. You may also entirely leave the building and take up a specialization in furniture or accessories.



B.Sc in Interior Design (3 years)

SEMESTER -1

- INTERIOR DESIGN-I (BASIC DESIGN)
- BUILDING MATERIALS AND METHODS OF CONSTRUCTION-I
- BASIC STRUCTURE -I
- TECHNICAL REPRESENTATION OF DRAWING -I
- DESIGN AND COMMUNICATION
- HISTORY (CULTURAL ANTHROPOLOGY)
- SKETCHING-I
- COLOR WORKSHOP & COLOUR SCIENCE-I

SEMESTER -2

- INTERIOR DESIGN - II (SPACE PLANNING-I) EXHIBITION
- TECHNICAL REPRESENTATION OF DRAWING -II
- BUILDING MATERIALS AND METHODS OF CONSTRUCTION-II
- BASIC STRUCTURE-II
- SKETCHING - II (COLOUR SKETCHING)
- CERAMIC WORKSHOP
- SURFACE FINISHES
- HISTORY-II (ART & CRAFT MOVEMENT)
- WOOD WORKSHOP
- DESIGN PROJECT

SEMESTER -3

- INTERIOR DESIGN -III (SPACE PLANNING-II)
- FURNITURE DESIGN-I
- BUILDING MATERIAL AND METHODS OF CONS-III
- HISTORY - III (HISTORY & THEORY OF DESIGN)
- COMPUTER IN DESIGN-I
- INTERIOR SERVICES-I (LIGHTING)
- GRAPHIC DESIGN-I
- METAL WORKSHOP
- PHOTOGRAPHY

SEMESTER -4

- INTERIOR DESIGN - IV (STUDIO)
- FURNITURE DESIGN -II (EXHIBITION)
- GRAPHIC DESIGN-II
- BUILDING MATERIALS & METHODS OF CONSTRUCTION-IV
- HISTORY-IV (ART & CRAFTS MOVEMENT)
- COMPUTER GRAPHICS
- INTERIOR SERVICES-II (PLUMBING)
- WEAVING WORKSHOP
- CANE AND BAMBOO WORKSHOP
- DESIGN PROJECT

SEMESTER -5

- INTERIOR DESIGN-V (STUDIO)
- FURNITURE DESIGN -III
- INTERIOR SERVICES-III (CLIMATE)
- REVITALIZATION OF ARTS & CRAFTS
- COLOUR AND LIGHT INTERACTION
- BASIC STRUCTURE-III
- PRINTING AND TEXTILE WORKSHOP
- HISTORY V (INDIAN HISTORY)

SEMESTER -6

- INTERIOR DESIGN STUDIO-VI
- TECHNICAL REPRESENTATION OF DRAWING (WORKING DRAWING)
- BUILDING MATERIALS & METHODS OF CONSTRUCTIONS-V (MATERIAL SPECIFICATION AND COSTING)
- INTERIOR EXPRESSION AND TECHNOLOGY / EXHIBITION
- HISTORY-VI (INTERIOR SPACES)
- INTERIOR LANDSCAPE
- DESIGN PRACTICE AND OFFICE MANAGEMENT
- ELECTIVE (PSYCHOLOGY OF SPACE) (BEHAVIOURAL SCIENCE)
- DESIGN WORK

If he had one year left to live, a citizen of **Imagination** wouldn't create clothes. He would create magic.



Diploma in fashion design (1 year)

Pull out the stops. Follow your dream.

This could be the most important year of your life. Our 1-year diploma in fashion design condenses the best that our B.Sc. course has to offer into one action-packed, inspirational year. The fundamentals remain the same. It's not about what the world thinks. It's about what you think and what you want. That is how you challenge the norm, reinvent it and become a citizen of **Imagination**.

Along the way, we will rigorously train you in the craft for twelve months. Combining theory with practical lessons, this is an ideal course for someone who already has some basic skills and knowledge and now wants to quickly strengthen that foundation to be able to do even better. So if you've been avoiding your dream for the longest time, let this be the year you pull out the stops and chase it.

What is the world of fashion design like?

As a fashion designer you can transform an established brand, jumpstart a fashion export house or even break new ground with your own label. You may even decide to be a freelance design consultant or stylist. Possibilities include specializing in a category - breathe new life into women's wear or redefine men's formals. The canvas is huge. All you need is a personal vision. And the training to translate that vision into reality.

(BASIC)

- GENERAL THEORY
- FASHION INDUSTRY LANGUAGE GUIDE
- MEET INTERNATIONAL DESIGNERS
- TEXTILES
- HISTORY OF COSTUMES
- FABRIC SELECTION
- FASHION ILLUSTRATION
- DESIGNING PRINCIPLES
- BASIC PRINCIPLES OF FASHION
- UNDERSTANDING BASIC SILHOUETTES
- ACCESSORIES
- TOOLS & EQUIPMENT

(INTERMEDIATE)

- COLOURS
- SILHOUETTES OF GARMENTS
- MEASUREMENTS & PATTERNING
- BLOCKS & PATTERN DRAFTING
- DRAFTING PATTERNS PER CUSTOMER REQUIREMENTS
- QUALITY ASSURANCE
- STITCHING METHODS AND APPLICATION
- SAMPLE DESIGNING

(ADVANCED)

- FASHION MERCHANDISING
- FASHION FORECASTING
- TIME MANAGEMENT
- PERSONAL RELATIONSHIP
- ADVERTISING AND MEDIA PLANNING
- FASHION DESIGNER'S STRATEGIES FOR SUCCESS
- PLANNING
- PRESENTING YOURSELF
- FASHION SHOW
- FASHION EXHIBITION



Everybody has dreams. But it takes a citizen of **Imagination** to weave dreams into life.

Diploma in textile design (1 year)

Give your imagination the tapestry it deserves.

As a child, did you enjoy helping your mother while she used to fix a tear in your shirt or the curtains at the sewing machine? Do you have a flair for intricate designs and patterns? Our 1-year diploma in textile design just might open up the right path for you. The course schools you on everything from the art of making unique, interesting patterns on fabrics to executing the designs through supervision of the actual production process. Textile design is a journey from imagination to raw material to finished product.

You need the imagination to create bold, new visions of what your finished product will look like. You then need a deep understanding of all the technical aspects of production. Our course is an excellent primer on everything you need to succeed in this field.

- GENERAL THEORY
- INTRODUCTION TO TEXTILES
- FABRIC ANALYSIS
- TEXTILE SCIENCE
- WEAVING AND KNITTING
- FABRIC CONSTRUCTION
- CRITICAL STUDY OF KNITS
- TEXTILE DYEING
- TEXTILE PRINTING
- ENZYME APPLICATION ON FABRICS
- YARN CRAFT
- HISTORIC TEXTILES
- CAD
- TEXTILE DESIGN





Thinking small is for boring people. When you're a citizen of **Imagination**, nothing is small.

Jewellery Design

There are no accessories. Every little thing talks.

For decades, jewellery designers were the unsung heroes of the design world, the artisans working behind the scenes. Today all that has changed. Because accessories are not supporting actors any more. They are strong statements of personal choices that stand on their own. That is why more and more designers are working at the frontlines of the jewellery industry. At JD, we train you in this field so you that you can use your imagination to transform the quiet accessory into a bold, new statement. That's what it means to be a citizen of **Imagination**.

What is the world of jewellery design like?

As a jewellery designer, you can work for a brand or design your own pieces and market them. You can even be an entrepreneur with your own designer label.

- BASIC
- BASIC DESIGN CREATION
- LIFE'S START CREATIONS
- CREATING : RING
- CREATION : RING
- CREATION : PENDANTS
- CREATION : EARRINGS
- CREATION : BRACELETS
- CREATION OF NECKLACES
- CREATION ACCESSORIES
- RENDERING
- OCCURRING RENDERING
- CLIENT DESIGNING
- MANUFACTURING OF PRECIOUS AND COSTUME JEWELLERY
- METALLURGY
- GEMMOLOGY
- MANUFACTURING & PROCESSING
- MARKETING & PROCESSING
- MARKETING
- DESIGNER COLLECTION
- ANNUAL DESIGN PROJECT
- EXAMINATION, SUBMISSION OF PROJECT



Ordinary
people see
possibility.
A citizen of
Imagination
sees a whole
new world.

Visual Merchandising

You are limited only by your imagination.

In 1508, Michelangelo was commissioned by the Pope to repaint the ceiling of the Sistine Chapel. It was originally painted as golden stars on a blue sky. But Michelangelo saw that it could be much more. What started off as an assignment to paint 12 figures culminated in a masterpiece that spanned 300 figures and that expanded the very definition of visual art.

Michelangelo was a citizen of Imagination. He didn't see possibility. He saw a whole new world. At JD, we have a highly competitive curriculum in visual arts. But what differentiates us is our ability to stretch your mind's possibilities. That is how you go beyond possibility and create whole new worlds.

What is the world of visual arts like?

You could be a visual arts specialist in fashion, film, theatre or retail. Every field offers uniquely exciting challenges that require a strong personal vision. So choose your passion and experiment.

- INTRODUCTION TO VISUAL MERCHANDISING
- DETERMINING AND DEVELOPING A DISPLAY STRATEGY
- STRATEGIC PLANNING
- BASIC PRINCIPLES
- CLASSIFICATION OF DISPLAYS
- DETAILS OF PATTERN
- MUSIC & LIGHTING
- SOPHISTICATION IN VISUAL DISPLAY
- VISUAL MERCHANDISING
- FINALIZATION OF DISPLAY
- STRATEGIES OF A VISUAL MERCHANDISE
- SCOPE & PROSPECTS

Citizens of imagination don't see the world as divided into art and science. They see it all at once.



- INTRODUCTION TO FASHION BUSINESS MANAGEMENT
- FASHION THEORY
- TEXTILES FOR MERCHANDISERS
- BASICS OF FASHION APPAREL PRODUCTION
- IT APPLICATIONS FOR APPAREL INDUSTRY
- FASHION RETAILING
- FASHION MERCHANDISING
- PRINCIPLES OF MARKETING
- QUALITY CONTROL
- BUSINESS COMMUNICATION
- GLOBAL MARKETS
- VISUAL MERCHANDISING
- HUMAN RESOURCE AND ENTREPRENEURSHIP
- GETTING READY FOR THE FINAL COUNTDOWN

Fashion Business Management

Left brain or right brain? Why, both of course.

Fashion is not just art for art's sake. It also has to make money. This is where the fashion business manager comes in. The fashion business manager is someone with a deep appreciation for the creative side of things and a solid grounding in its commercial aspects. In other words, he occupies a very powerful position. He is the only one with an end to end understanding of the entire value chain. This makes him the most important lever in translating fashion into profit and market leadership. It involves marketing a range, setting prices, finding the right exporters and optimizing distribution.

What is the world of fashion business management like?

You could be working for a big label and managing brands. The hierarchy is similar to management. That means you start as a management trainee and work your way up to becoming a marketing manager. Your product would be fashion and you would be responsible for making a profit.



Fashion Photography

Lights. Camera. Phenomenon.


Everybody calls 'action'. But when you're a citizen of Imagination you're in search of a phenomenon. That means you are trying to create your own artistic vision. In 1984, journalist Steve McCurry seized a rare opportunity to photograph a refugee girl in Pakistan at the time of the soviet occupation of Afghanistan. Likened to Leonardo da Vinci's painting of the Mona Lisa, it is today one of 'the most recognized photographs' in history. Steve McCurry was after much more than a photograph. He was capturing a moment of history in an image.

What is the world of fashion photography like?

You have to have a unique imagination that thinks on its feet. This means you constantly innovate with locations, sets, props and models so that you can create new visions of the world of fashion that inspire admiration and loyalty amongst consumers.

Let others follow trends. Citizens of Imagination create their own aesthetic.

- INTRODUCTION TO PHOTOGRAPHY
- WHAT IS FASHION ?
- CAMERA & TYPES OF CAMERAS
- DIFFERENT LIGHT SOURCES AND COMPARATIVE STUDY
- APERTURE - SHUTTER SPEED RELATIONS
- OVER AND UNDER EXPOSURES
- PROCESSING OF BLACK & WHITE FILMS
- THE COLOUR SPECTRUM
- UNDERSTANDING THE HUMAN BODY
- INTRODUCTION TO STUDIO LIGHTS AND EFFECTS
- MAKE UP
- DIFFERENT LIGHTINGS IN THE STUDIO AND EFFECTS
- DETAILS
- STUDIO PHOTOGRAPHY
- STRATEGIES
- DISPLAY OF THE WORK
- OPPORTUNITIES



Stretch your imagination with a concluding semester in London

Blazing a trail is hardly new for JD. In 1988 JD became the first privately-driven institute in fashion education in the country. Years later, we became the first Indian design school to open a campus in London. Our campus in London always proves to be a stellar last mile in your journey towards becoming citizens of Imagination. Here's how

Firstly, London has one of Europe's largest artistic communities who have, over the years, led the way in music, art and of course, fashion. Damien Hirst, Stella McCartney, Alexander McQueen, The Chapman Brothers, Chris Ofili, Oswald Boateng and John Galiano are just some of the top-notch designers from London. Secondly, by setting you up in London for your last semester, we expose you to the highest benchmarks in the industry while you're still in college. This will inspire you to dream even bigger and understand what it really means to be a citizen of Imagination. You will join a residential, on-campus program during which you will complete two projects as part of an internship exercise. Excellent instructors await you with a meticulously planned agenda. As part of your work, you will visit some of the world's rarest museums such as V&A, National Museum and the Fashion and Textile Museum.

Interior design students in particular have a whole new world of ideas waiting to be discovered. London is home to some of the world's most famous architectural marvels and institutions. You also will get a chance to interact with architects and complete a specialized project. Furthermore, the Royal Institute of British Architects (www.riba.org) and the Royal Institute of Chartered Surveyors (www.rics.org) promote professional development through lectures, exhibitions and events.






Student activities

When you are at JD, you apply your imagination to extracurricular activities as well. Gear up for regular theme fashion events and dance challenges. But we believe in making learning as much fun as anything else. So you can look forward to industrial tours, exhibitions, conferences and excursions. And there will be once-in-a-lifetime opportunities as well. Imagine getting to work backstage with leading designers during their shows. Imagine participating in Fashion Weeks. At JD there's never a dull moment. From animal rights shows and industrial exhibitions to lingerie shows and concept parties, there's always something to challenge your imagination and keep your spirits up.





Student privileges



Participation in events

Studying at JD goes beyond the four walls of the institute. From being institutional partners at the Wills India Fashion Week to designing at the Indian Super Model Contest, we are always producing opportunities that groom our students into seasoned professionals with an understanding of how things work in the real world. The institute ensures that students participate in fashion shows, exhibitions, trade expositions and industry conferences. Industrial training is a must before you graduate. All JD students are invited to a host of competitions



Triumph Inspirational Awards

Winning design (Bike) at the Burn Curate, an initiative by Coca Cola

Youth fest at the Russian cultural centre

Fashion competition at OGTC Seminar, Okhla Garment and Textile Cluster Association

Let's design, Cotton Council of India

Mizwan Fashion Show for the welfare of villages adopted by Kaifi Azmi

New Designer Fashion Grand Prix

Durian Society Interior Awards

Jass Jaipur, Swarnanjali by World Gold Council, a design contest by Dee Beers.



Labs

The labs at JD are fully equipped and state-of-the-art. In today's fashion world, technology - as dominant as it is - must always serve creativity. Not the other way round. We understand that and provide you with training in relevant technology that can bring your imagination to life.

e-Library

We have a comprehensive library with books, magazines, journals and other literature on the fashion world. There's also access to the global fashion and design scene through wgsn.com (Worth Global StyleNetwork) which is the world's largest fashion news and research portal.

Distances Education program

Who should Opt?

If you have a creative bent of mind and the desire to make a career of it or even pursue a hobby seriously, then you may opt for any of the streams that are part of our Distance Education Programme. There is no age bar. All you need is a secondary (10+2) or equivalent. Our students include college students, housewives, air hostesses, professional designers and independent entrepreneurs from India as well as the USA, the Middle East, UK and Sri Lanka.

The advantages

It sets you free to work at your own pace. You can plan your study hours yourself. The average student allocates 8-10 hours a week to lessons and can complete a course in one year. If you have more time to spare, you may finish your course in less than a year. Time taken to complete is not the essence. What matters is regular effort expended at every stage of your training to ensure you gain the most from your course and complete it successfully.

Certification:

On completion of your course, a diploma will be awarded. You may also receive a certificate of appreciation for excellence in assignments and projects.

Wish to apply?

Eager to use your imagination Don't waste time. Fill in the admission form and send it to us along with a cheque for the fees mentioned against the course of your choice. And start unlocking your imagination with us.



Choose design. Choose a life. Choose a career that speaks to your heart and not just to your wallet. Choose to ignore boundaries. Choose to think big no matter what. Choose to make the world look up to you and not the other way round. Choose innovations, show-stoppers, crazy fabrics and bizarre patterns. Choose Paris. Choose Milan. Choose both. Choose game changers. Choose miniskirts, denim shorts, linen suits and lacy lingerie. Choose to write your own rules. Choose to 'unfollow'. Choose to ask 'why not?' Choose dreams. Choose to become a citizen of **Imagination**.

Welcome to Imagination.



Welcome to Imagination

25
years
inspiring dreams

jdinstitute.com

Our Network

Corporate Office: (Mumbai)

JD, Hemu Arcade
Opp. Vile Parle Station (W), Mumbai
t : 022 26154949
e : jdbombay@gmail.com
w : jdinstitute.com

Corporate Centre : (Delhi)

JD, Lokayata, Hauz Khas Village
New Delhi-110 016
t : 011 26960821
652 26528404
e : jdadmn@yahoo.co.in

Bangalore Centre (Lavelle Road)

71, 1ST Floor, 2nd Cross
Lavelle Road, Bangalore
m : +91 9901999903-04
e : jdfashion@jdindia.com

Bangalore Centre (Yelahanka)

No. 789, Double Road, Near Just
Bake, Yelahanka New Town
Bangalore - 560 106
m : 91 9964217700
91 9964317700
e : yelahanka@jdindia.com

North Delhi Centre

JD 372-73
Aggarwal Millenium Tower-II
Netaji Subhash Place
New Delhi - 1100 34
t : 08800634400
e : pitampurajd@gmail.com

North Campus Centre

JD G1/2 Santpura,
Model Town-III, Delhi-09
t : 011 27224300, 27224301
27224302
e : jdnorthcampus11@gmail.com

East Delhi Centre

JD, G-16, Preet Vihar
Main Vikas Marg, Delhi-110092
t : 01122012838, 22019172
22017395
e : jdeastadm@yahoo.co.in

West Delhi Centre

JD, Campus Rajouri Garden, J-1/164
Near Rajouri Garden Metro Station
New Delhi
t : 45084949
e : jdrajourigarden@gmail.com

Dwarka Centre

JD Vardhaman Airport Plaza
Part-II, Plot No. 14, Sec -6
Central Market, Dwarka, New Delhi
t : 011 25084844, 65074663
e : jddwarka@yahoo.com

Noida Centre

JD B-23A, Sector-62
(Near to Fortis Hospital)
Noida - 201301
t : 0120-6494567/68
e : jdnoida@gmail.com

Guwahati Centre

JD, LIC, Jivan Nivesh Building,
Panbazar, Guwahati - 781001
t : 0361 2134037, 9954497326
084860168920
e : jdguwahati@yahoo.co.in

Dibrugarh Centre

JD, 2nd floor, Above UCO Bank
R.K.B. Path, Karik Para, Dibrugarh-1
t : 0373-2323885
e : jd_dibrugarh@yahoo.com

Jammu Centre

JD building, Adarsh Enclave
Opp. Nidheesh apartments
Triakuta Nagar, Jammu
t : 09419213901, 0191 2473039
e : jd_jammu@yahoo.com

Lucknow Centre

JD 4A, Habibullah Estate
Hazratgarij - 226001
t : 0522 4029443
2231264, 9415325466
e : jdlucknow@gmail.com

Cochin Centre

JD, Khasji Tower, CUSAT Junction
Signal Kalamassery, Cochin-682 033
t : 0484 4038000, 2555232
m : 9539311121
e : kochijd@gmail.com

Meerut Centre

JD, 2nd floor, RG plaza
opp RG degree college
western kutchery Road
250001 Meerut
t : 0121-32 01586, 6543080
e : jdmeerut@rediffmail.com

Pathankot Centre

JD, 1st Floor, Gopalsons Chemists
Opp. Civil Hospital, Shahpur Road
Pathankot, Punjab
t : 0186 2224037, 5080596
e : jdpathankot@gmail.com

Kanpur Centre

JD, 117/52, Q Block Sharda
Nagar, Kanpur 208025, UP
t : 0512 2582029
e : jd.kanpur@gmail.com

Gwalior Centre

JD 44, Laxmi Bai Colony
Padav - Gwalior, 474002, MP
t : 0751 4042226, 89926200296
e : jdgwalior@gmail.com

Vashi Centre

JD, 1st Flr, Saamna Press Bldg
Near Vashi Railway Station Vashi Navi
Mumbai - 400 705
t : 022 6158 9999, 27812402
e : enquiry@tidin

Visakhapatnam Centre

JD, 1st Floor, Beside Meghalaya Hotel,
Asilmetta Junction
t : 08712347777,
+91 8916561111 / 6567777
e : jdvisakhapatnam@gmail.com

Jaipur Centre

JD Cross Road Mall, 2nd Floor, Centre
spine, sec. 6, Vidhyadhar nagar
t : 0141-2971737, 07877265060
e : jdjaipur.info@gmail.com

Raipur Centre

JD, KITE Campus, Knowledge village,
Nardaha, Vidhan Sabha Road, Raipur
t : 09755579998, 08889722224
e : jdraipurkite@gmail.com





It is the
business of
citizens
of Imagination
to ask
'why not?'



Welcome to Imagination

25
years
inspiring dreams

jdinstitute.com

Receipt

No.

Date

Batch Timings

Batch Days

Batch Starting

Code No.

My Three passport
size photographPlease tick Diploma B.Sc M.Sc 
 25
years
of education
Welcome to Imagination jdinstitute.com

Corporate Centre:

JD, Lokayata, Hauz Khas Village,

New Delhi-016 **Tel.:** 011-2696 0821/652,2652 8404 **E:** jdadm@yahoo.co.in **w:** jdinstitute.com

Admission Form

Centre: Course Name

My Preliminary Data

Name Mr/Mrs/Ms. : Surname:

Phone (Residential) (Office) Mobile No.: Age: Birth Date:

Local Address :

.....Pin.....

Permanent Address :

.....Pin code.....Phone:.....

E-mail : Sex : Male /Female

How did you first hear about JD Institute ?

After discussing the career with your family, what was their reaction ?

My Education Data

Name of the School/College from which graduation or are graduating :

Name of the School/College :

Address :Phone:

My Parent Guardian & or Spousal data

Father / Guardian's Name Phone No.: Mobile No.:

Address :

.....Pin.....

Occupation :e-mail id :

Spouse's / Mother's Name : Phone No.: Mobile No.:

Address :

..... State: Pin

Occupation :e-mail id :

Do your parents / Spouse support and encourage your interest in this field ? Yes / No

Please note that 12.36% Service Tax will be charged. Fees should be paid in favour of "JD IMAGE PROMOTIONS LTD" PAYABLE NEW DELHI

I wish to achieve

What you want to achieve by doing the course ?

.....
.....
.....
.....

Rules and Regulations

1. Kindly take your seats 10 minutes before the class starts and thereafter no student will be allowed.
2. It is important to submit assignments on the date given by the faculty after which the submission will not be checked and graded.
3. Delay in submission will not only call for deduction of marks but also will be brought to parents attention.
4. 85% attendance in B.Sc / M.Sc program is compulsory for attending the final examination. In case of failure, the student has to pay the penalty decided by the study centre. Attendance will be taken by the faculty member at the end of each class and recorded accordingly. Attendance is compulsory for student of all UG/PG Programs unless valid reasons are given to support absence. Unauthorized or habitual absence will invite disciplinary action including failing the student in a subject/semester or removal from rolls of the Institute.
5. In case of any difficulty or suggestion kindly place your details in the 'suggestion box'.
6. Kindly participate in every seminar, exhibitions, conferences, competitions, get together & JD Annual Design Awards for constant up gradation and exposure to the industry.
7. It is Compulsory to wear Identity Card during the class hours/visits.
8. Kindly pay the fees by cheque / draft in favour of "JD Educational trust" payable at New Delhi / Bangalore. For your convenience fees can be paid by post dated cheques.
9. Due date for the fees payment is between 1st to 10th of every Month. Failure for the same will be charged Rs. 500 as a fine per month as late fees.
10. In case of any change in your residence address or telephone Number, please inform the administration dept. with the written application.
11. Kindly switch off mobile phones during class hours, as it is inconvenient for others.
12. Semester Hall ticket & Mark card should be collected from the Institute as per Notice.
13. During the study tour/ seminar/shows/ exhibitions the institute shall not be responsible, in case of any mishap or unforeseen calamity.
14. Annual design awards / exhibition / seminar/study tours are compulsory to participate for constant up gradation and exposure of the industry.
15. All result / regular and repeaters exams / time table and other notices related to academic activities will be display on the main notice board.
16. Medical Certificate must be submitted in the case of student proceeding on medical leave.
17. The student is required to inform the department authorities for permission and also required to submit medical fitness certificate within three working days of resuming his/her studies.
18. Students will be issued identity cards at the commencement of their programs during the orientation week. Student must carry the Identity card with them at all time while on campus and present the same at any point of time (whenever asked for).
19. In the internship program the students are required to work in a professional environment. They are required to work in any garment export house or a fashion / textile/interior research & development organisation for a period of 8 weeks as per their specialization and produce a report on work done.
 - For any indiscipline, strict action shall be taken.
 - We wish you have a fruitful and a successful time at the institute.

I ACCEPT (Signature).....Guardian / Parent DATE

NAMEPLACE

Tick the Diploma course of your choice

I would like to get enrolled in following courses. Please tick Wherever applicable

- | | | | |
|--|---|--|---|
| <input type="checkbox"/> Fashion Design 1year | <input type="checkbox"/> Fashion illustration | <input type="checkbox"/> CAD / CAM | <input type="checkbox"/> Garment Export Mgmt. |
| <input type="checkbox"/> Fashion Design 1st year | <input type="checkbox"/> Fashion Merchandising | <input type="checkbox"/> Interior Design | <input type="checkbox"/> Library Membership |
| <input type="checkbox"/> Fashion Design 2nd year | <input type="checkbox"/> Fashion Photography | <input type="checkbox"/> Window dressing | |
| <input type="checkbox"/> Fashion Design 3rd year | <input type="checkbox"/> Textile Design | <input type="checkbox"/> Jewellery Design | |
| <input type="checkbox"/> Fashion Business Mgmt. | <input type="checkbox"/> Creative Fabric Design | <input type="checkbox"/> Garment Manufacturing Tech. | |

Course Fee Payment Plan

Registration Fees Rs. : + Course Fee Rs.:..... Total Payable Rs.

Net Amount Payable at the time of Admission Rs.

I have selected plan A/B. I am enclosing cash / Demand Draft

No Dated Drawn on Bank

For Rs. Rupees.....

IN FAVOUR OF "JD IMAGE PROMOTIONS LTD."

NAME DATE.....

SIGNATURE PLACE

Please note that 12.36% Service Tax will be charged.