



# TCS Fresher Recruitment- An Orientation



# TCS Selection Process



# TCS Eligibility Criteria

## Marks Criteria

- **Minimum Aggregate Marks of 60%** and above in the **first attempt** in all academic courses Standard 10th onwards
- Aggregate of **all subjects in all semesters** to be considered (All subjects mentioned on the mark sheet)
- First attempt implies securing 60% and above marks within the **normal duration of the course**
- Improvement exam is not first attempt and hence the marks secured in improvement exams should not be considered to calculate aggregate marks.
- In case you have done both, 12<sup>th</sup> and equivalent diploma, you should have secured minimum 60% aggregate marks in both courses.

## Course Duration

- Completion of all courses Standard 10th onwards, within the **stipulated time as specified by the University/ Institute without any extended education**

## Backlog Criteria

- No pending backlogs at the time of appearing for the TCS Selection process
- **It is mandatory to declare pending backlogs**, if any, in the TCS Application Form.

## Course Type

- Only **Full time** courses will be considered

# TCS Eligibility Criteria

## Age Criteria

- Minimum Age- **18 years** and Maximum Age- **28 years** at the time of appearing for the TCS Selection process

## Gaps/Breaks

- It is **compulsory to declare gaps/breaks**, if any, during your academics and work experience in the TCS Application form.
- **Maximum up to 24 months** break may be permissible for valid reasons. Relevant document proof, as applicable, will be checked for gaps in education.
- The reason for break in academics should not be extended education.

## Previous Unsuccessful Attempt

- Candidates who have previously appeared for the TCS Selection process and have not been successful in clearing the same are not eligible to re-apply for next 6 months

# TCS Online Aptitude Test Pattern

## Verbal Ability



- The first section in the TCS Online Aptitude Test is Verbal Ability
- Duration: 10 minutes
- Total Questions: 1
- Question Type- Free Text Writing
  - Email writing on the given topic and using the given outline.
  - The sender and receiver in the email should be as given.
  - Email must contain a minimum of 50 words or it will not be evaluated at all.
  - If the outline is not strictly followed or correct English (including spelling and grammar) is not used, the score in this section will be poor.
- Negative Marking is not applicable to this section

## Analytical Ability

- The second and last section of the TCS Online Aptitude Test is Analytical Ability
- Duration: 80 minutes
- Total Questions: 30
- Question Type: Multiple choice-Mix of Logic & Arithmetic type questions
- Negative Marking is applicable to this section. Please avoid guessing.
- It is possible to skip a question you do not wish to attempt.
- An online scientific calculator will be provided on the test screen. You are permitted to carry your own scientific calculator too.

# Preparing for the Test- TCS Practice test

**TATA CONSULTANCY SERVICES**  
Experience certainty.



EXCITING MULTIPLE DOMAINS  
INTERNATIONAL EXPOSURE  
WORK-LIFE BALANCE

EXCITING GLOBAL IT CAREER

**Open SeeSame, the TCS Practice Test, is available on NextStep.**

**Open SeeSame** aims at helping you prepare better for the TCS test by familiarising you with some of the concepts that may be used.

**Open SeeSame can be accessed by following 3 simple steps:**

- Register profile on NextStep
- Log on to NextStep with Reference ID and Password
- Click on "Open SeeSame" Banner on the left hand side of the Homepage to take the practice test

**TATA CONSULTANCY SERVICES**  
Experience certainty.



Welcome **SHASHANK SAXENA** (DT20131890786)

Home | FAQ | Change Password | Contact Us | Logout

**TCS NextStep Portal**



Welcome aboard on TCS NextStep portal!

TCS NextStep Portal is the first step connecting you with TCS, Asia's leading IT services Company. A single platform that addresses all your needs interactively and simplifies the communication process, this Portal will help you in your transition from being a student on campus to exploring a dynamic career path with TCS.

From keeping you updated on TCS initiatives to answering your queries and helping you explore a world of opportunities, TCS

**Open SeeSame**  
TCS Online Assessment  
Model Question Paper  
Click to take the Practice Test >>

# Important Instructions for Test

- ✓ Please **read all instructions** carefully before starting the test.
- ✓ There are separate timers for each section- Verbal and Analytical, and the timer will start the moment you see the first question on the screen.
- ✓ The test duration for each section is fixed. If you complete the Verbal Ability section in less than 10 minutes, the left over time will **NOT** be carried forward to the Analytical Ability section.
- ✓ The sections are sequential and you cannot come back to the Verbal Ability section once you move to the next section.
- ✓ Scores of both Verbal and Analytical Ability Sections will be considered for shortlisting.
- ✓ You are permitted to carry only a **scientific calculator** and pen/pencil for the test. No bags, mobile phones etc. are permitted inside the examination centre.
- ✓ **Please refrain from using function keys on your keyboard as it will lock you out of the test.**
- ✓ In case you get locked out/ face any technical issues/ require any assistance during the test, please connect with the coordinators available at examination centre.
- ✓ Rough sheets will be provided to you. All rough sheets should be submitted back to the coordinators before leaving the exam centre.
- ✓ You are not permitted to talk to neighbours, share stationery and so on during the test. This could lead to disqualification from the TCS selection process.
- ✓ You are permitted to leave the examination centre only after you have submitted your test.

# Sample Test Screens

## Screen 1-Log In



### Login

Roll No:

Password:

Sign in

**Login ID and Password**  
will be communicated at  
the examination centre

Version : 10.00.02



# Sample Test Screens

## Screen 2- Instructions





Please read the instructions carefully

### General Instructions:


1. Total duration of examination is 90 minutes.
2. The clock will be set at the server. The countdown timer in the top right corner of screen will display the remaining time available for you to complete the examination. When the timer reaches zero, the examination will end by itself. You will not be required to end or submit your examination.
3. The Question Palette displayed on the right side of screen will show the status of each question using one of the following symbols:

 You have not visited the question yet.

 You have not answered the question.

 You have answered the question.

 You have NOT answered the question, but have marked the question for review.

 You have answered the question, but marked it for review.

The Marked for Review status for a question simply indicates that you have marked the question for review. You can click on the question again. *If a question is answered and Marked for Review, your answer for that question will not be considered in the evaluation.*

Next >>

Scroll down to read all instructions



Read all instructions carefully and click "Next"

# Sample Test Screens

## Screen 3-To begin the Test

**TATA CONSULTANCY SERVICES**

**Navigating to a Question :**

4. To answer a question, do the following:
  - a. Click on the question number in the Question Palette to go to that question directly.
  - b. Select an answer for a multiple choice type question. Use the virtual numeric keypad to enter a number as answer for a numerical type question.
  - c. Click on **Save &Next** to save your answer for the current question and then go to the next question.
  - d. Click on **Mark for Review & Next** to save your answer for the current question, mark it for review, and then go to the next question.
  - e. **Caution:** Note that your answer for the current question will not be saved, if you navigate to another question directly by clicking on its question number.
5. You can view all the questions by clicking on the **Question Paper** button. Note that the options for multiple choice type questions will not be shown.

[<< Previous](#)

The computer provided to me is in proper working condition. I have read and understood the instructions given to me.

**I am ready to begin**

Your photograph appears here during Exam

To begin the test click on "I am ready to begin". Timer will start only after you have clicked here.

# Sample Test Screens

## Screen 4-Verbal Ability Section

**TCS Aptitude Test**

Verbal Ability Analytical Ability

Sections  
Verbal Ability

Question No. 1

Write an email to Mr. Gill (Project Manager) XYZ Team requesting him for a time line extension . Describe the reason of the delay in brief in the mail. Restrict your email to 250 words.

Type your answer here

Mark for Review & Next Clear Response Save & Next

Time Left : 07:00  
Candidate

You are viewing Verbal Ability section

Question Palette :

Legend :

- Answered
- Marked
- Not Answered
- Not Visited

Profile Instructions  
Question Paper Submit

Version : 10.00.02

Indicates time left for submitting this section

Your photograph will appear here

Colour indicates status of your response- Refer legend below

To clear your complete response, click here

To View your Profile, click here

To revisit Instructions during the test, click here.

To view the complete Verbal Ability Question Paper, click here

Click "Submit" to exit this section and move to the next section

# Sample Test Screens

## Screen 4-Analytical Ability Section

**TCS Aptitude Test**

Verbal Ability | **Analytical Ability**

Time Left : 70:00  
Candidate

**Calculator**

Your photograph appears here during Exam

Sections  
**Analytical Ability**

Question No. 10

Jake and Paul start to walk towards a destination 1000 m apart. Paul walks at a speed of 4 kmph faster than Paul and arrives at his destination 1.5 hrs earlier than Paul.

Answered: 2  
Not Answered: 5  
Marked for Review: 2  
Not Visited: 21

4 kmph  
6 kmph  
2 kmph  
8 kmph

Mark for Review & Next | Clear Response | **Save & Next**

Legend :  
Answered (Green) | Not Answered (Red)  
Marked (Purple) | Not Visited (Grey)

Profile | Instructions  
Question Paper | Submit

Version : 10.00.02

To view a quick snapshot of your response status, move the cursor over section name

To use online scientific calculator, click "Calculator"

To navigate to a particular question, click on the relevant button

To choose an answer, click on the corresponding radio button

Click here if you wish to come back later to the question for review

To clear a selected option, click here

To save and move to the next question, click here

To view the complete Analytical Ability Question Paper, click here

Click here to submit and exit the test

# TCS Interview Model

## Technical Interview

- Subject knowledge
- Practical applicability of basic concepts
- Projects undertaken
- Certifications
- Problem Solving

## Management Interview

- Industry Orientation
- Industry Trends
- Career Goals
- Adaptability
- Culture Fitment

## HR Interview

- Communication Skills
- Attitude
- Interpersonal Skills
- Openness to learn
- Eligibility Check

# Quick tips for Interviews

- ✓ You should have sound knowledge of your core subjects and academic projects.
- ✓ Be sure of all aspects mentioned on your resume.
- ✓ Know the organization you are applying to.
- ✓ Keep yourself abreast of the latest industry and technology trends as well as current affairs.
- ✓ Be active on Campus Commune-TCS's Professional Network. Campus Commune hosts various industry relevant discussion forums, blogs, contests, workshops etc. that will help bridge the gap between campus and corporate.
- ✓ Dress well in formal attire to make a positive impression.
- ✓ Be relaxed and composed. Ask for clarification if you do not understand any question during the interview.
- ✓ Highlight your achievements.
- ✓ Do not misrepresent facts. Be Honest!

# Campus Commune- Connect, Share, Explore!

Campus Commune- TCS's Professional Networking Portal hosts a variety of industry relevant content on a gamified platform. It is a single platform connecting you with peers from your and other institutes, seniors and industry experts from TCS and eminent faculty across India.





**All the best!**